

1 Michael A. Isaacs, State Bar No. 99782
2 McKENNA LONG & ALDRIDGE LLP
3 121 Spear Street, Suite 200
4 San Francisco, California 94105-1582
5 Telephone No.: 415.356.4600
6 Fax No.: 415.356.4610
7 Email: misaacs@mckennalong.com

8 Counsel for MOHAMED POONJA,
9 Receiver

(ENDORSED)
FILED
JUN 20 2012
DAVID H. YAMASAKI
Chief Executive Officer/Clerk
Superior Court of CA County of Santa Clara
BY _____ DEPUTY
S. Marshall

10
11 SUPERIOR COURT OF THE STATE OF CALIFORNIA
12 COUNTY OF SANTA CLARA

13 IN RE THE MATTER OF THE CHINESE-
14 AMERICAN MUTUAL ASSISTANCE
15 ASSOCIATION, INC.,
16 A Corporation in Process of Winding Up.

Case No. 110-CV-167333
Hon. Richard Loftus, Jr.,

**DECLARATION OF MICHAEL A.
ISAACS IN SUPPORT OF
RECEIVER'S EX PARTE MOTION
FOR ORDER AUTHORIZING
DISTRIBUTION TO CLAIMANTS**

[No Hearing Requested]

17
18 I, Michael A. Isaacs, declare:

19 1. I am an attorney with the law firm of McKenna Long & Aldridge LLP, counsel for
20 Mohamed Poonja, Receiver herein. I know the facts declared to herein of my own knowledge. If
21 called upon to testify I could and would competently testify hereto.

22 2. By order of this court dated June 18, 2010, Mohamed Poonja was appointed as
23 Receiver (the "Receiver").

24 3. On June 18, 2010, this Court entered its Order For Petition For Court Supervision
25 of Voluntary Winding Up of the Chinese-American Mutual Assistance Association, Inc. and
26 Appointment of Receiver, the Receiver (the "Appointment Order"), a copy of which is annexed
27 hereto as **Exhibit A**. Pursuant to the Appointment Order, the Receiver was authorized to take full
28 and complete possession and control of certain personal property and the real property located at

1 1669 Flanigan Drive, San Jose, California 95121 (the "Property"), pursuant to Corporations Code
2 6614.

3 4. The Receiver devised a procedure whereby claims could be asserted in this case.
4 Prior to submitting that procedure to the Court, the Receiver circulated his Stipulation Approving
5 Receiver's *Ex Parte* Application for Entry of Order Establishing Claims Procedure and Claims
6 Bar Date (the "Stipulation"), a copy of which is annexed hereto as **Exhibit B**. The Stipulation was
7 signed by counsel for the California Department of Justice, counsel for CMAA, and counsel for
8 certain claimants in this receivership case, together with counsel for the Receiver. Thereafter, the
9 Receiver filed his Receiver's *Ex Parte* Application for Entry of Order Establishing Claims
10 Procedure and Claims Bar Date (the "Application").

11 5. On May 4, 2011, the Court approved the Application and entered its Order
12 Establishing Claims Procedure and Claims Bar Date (the "Claims Order"). Copies of the
13 Application and Claims Order are annexed hereto as **Exhibit C**. Under the terms of the Claims
14 Order, the Receiver circulated 4,340 customized claim forms, together with a letter explanation
15 and a return envelope.

16 6. Annexed hereto as **Exhibit D** is a Claims Register maintained by the Receiver. As
17 evidenced by the Claims Register, 3,823 CMAA Members have filed claims in this receivership
18 estate. Members' names and street addresses have been omitted from Exhibit D.


19 7. The Receiver is proposing to make a distribution to all CMAA Members listed on
20 the annexed Claims Register. In certain instances, claims may still be unclear as to amount or
21 there may be other issues related to the claim. In those instances, a reserve will be made for those
22 claims. However, the Receiver believes it is very important that the vast majority of Members get
23 paid as soon as possible. Unfortunately, as indicated above, the Receiver is estimating that the
24 dividend will be somewhere around \$0.06 per dollar contributed by each Member. Accordingly,
25 there will be many disappointed Members. In many instances, there have been language
26 difficulties and/or simply a failure of Members to truly understand that, even utilizing CMAA's
27 records and assuming no one was entitled to a claim larger than the amount listed in CMAA's
28 records, there are \$21,550,551.60 in potential claims asserted against the approximate sum of \$1.5

1 million in cash held by the Receiver.

2 8. With respect to the remaining "disputed," i.e., unsubstantiated claims, the Receiver is
3 allowing claims in amounts either as he agreed, based upon documentation, or for the dollar amount
4 listed in CMAA's records. As noted above, notwithstanding complaints from various Members, only
5 two people came forward and asserted a claim by having an attorney file a document with the Court.

6 9. Approximately 18 Members filed claims with no claimed amount specified.
7 Accordingly, the Receiver has estimated their lifetime contribution amount based upon the
8 contribution amounts of Members who joined CMAA within a similar time period. Approximately 20
9 Members were omitted from the list of Members transmitted to the Receiver by CMAA. Those
10 Members contacted the Receiver and provided evidence of their CMAA membership and support for
11 the claims asserted. Those 20 Members claimed amounts ranging from \$5,000 to \$25,000, with
12 varying degrees of documentary support. As with the 18 Members who did not specify a claimed
13 amount, for the 20 Members omitted from CMAA's original list of Members, the Receiver estimated
14 the amount of their claim based upon the amounts of allowed claims for Members who joined CMAA
15 in the same time period.

16 I declare under penalty of perjury under the laws of the State of California that the foregoing is
17 true and correct. Executed on June 20, 2012, in San Francisco, California.

18 
19 Michael A. Isaacs

20
21
22
23
24
25
26
27
28

1 EDMUND G. BROWN JR.
Attorney General of California
2 KELVIN C. GONG
Supervising Deputy Attorney General
3 SCOTT CHAN
Deputy Attorney General
4 State Bar No. 160731
455 Golden Gate Avenue, Suite 11000
5 San Francisco, CA 94102-7004
Telephone: (415) 703-5652
6 Fax: (415) 703-5480
E-mail: Scott.Chan@doj.ca.gov
7 *Attorneys for the Petitioner, the People of the State
of California*

(ENDORSED)
FILED
JUN 18 2010

DAVID H. YAMASAKI
Chief Executive Officer/Clerk
Superior Court of CA County of Santa Clara
BY _____ DEPUTY

8 SUPERIOR COURT OF THE STATE OF CALIFORNIA
9 COUNTY OF SANTA CLARA

11
12 **IN RE THE MATTER OF THE CHINESE-**
13 **AMERICAN MUTUAL ASSISTANCE**
14 **ASSOCIATION, INC.,**
15 A Corporation in Process of Winding Up.

Case No. 110CV167333
**ORDER FOR PETITION FOR COURT
SUPERVISION OF VOLUNTARY
WINDING UP OF THE CHINESE-
AMERICAN MUTUAL ASSISTANCE
ASSOCIATION, INC. AND
APPOINTMENT OF RECEIVER**
Date: June 11, 2010
Time: 9:00 am
Dept: 17
Judge: Jamie A. Jacobs-May, Presiding Judge
Trial Date:
Action Filed:

20
21 The Court having read and considered the Petition in this action, and its supporting
22 declarations, together with all other pleadings and papers filed by the parties, and finding good
23 cause therefor,

24 IT IS HEREBY ORDERED:

25 **I. THE COURT ASSUMES JURISDICTION PURSUANT TO CORPORATIONS**
26 **CODE SECTION 6614.**

1
2
3
4
5
6
7
8
9
10
11
12
13
14
15
16
17
18
19
20
21
22
23
24
25
26
27
28

II. APPOINTMENT OF RECEIVER.

1. APPOINTMENT OF RECEIVER: The appointment of Mohamed Poonja of Poonja & Company located at P.O. Box 1510, Los Altos, California 94023 as receiver (the "Receiver") in this action is confirmed.

2. THE RECEIVERSHIP ESTATE. The "Receivership Estate" or "Property," as those terms are used herein comprises all of the real, personal, tangible and intangible property of the Chinese-American Mutual Assistance Association, Inc. ("CMAA") including, but not limited to its building and property located at 1669 Flanigan Drive, San Jose, California 95121, and any other collateral that secures any and all loans taken out by CMAA. Without limiting the foregoing, the Receivership Estate includes, without limitation:

- a. the real property and all improvements thereto described above and located at 1669 Flanigan Drive, San Jose, California 95121;
- b. all personal property, including, but not limited to, cash and security deposits derived from the Receivership Estate, and all maintenance materials, supplies, equipment and tools; and
- c. all books and records kept by CMAA in whatever form.

3. POSSESSION BY THE RECEIVER: The Receiver shall take immediate possession of the Receivership Estate.

4. POWERS AND DUTIES OF RECEIVER: The Receiver shall have all powers, duties and authorities as are provided by law to use, operate, manage and control the Receivership Estate, to collect and receive any and all rents, sub-rents, lease payments, profits and other income from the Receivership Estate, to protect, preserve, improve and maintain the Receivership Estate, and to incur expenses that are necessary and appropriate to care for, preserve and maintain the Receivership Estate. Without limiting the foregoing, the Receiver's powers and duties shall specifically include:

- 1 a. Determining the priority of claims to be paid subject to approval by the above-entitled
2 Superior Court ("Court"). Subject to the approval of the Court, distributing a minimum of
3 85% of CMAA's liquidated assets, net of costs of the receivership, to the participants of
4 CMAA's program called the "CMAA Senior Mutual Assistance Program" ("Senior
5 Program"). Additionally, only if approved by the Court, distributing no more than 15% of
6 CMAA's liquidated assets, net of costs of the receivership, to another California public
7 benefit corporation approved by the Court which has a similar charitable purpose as
8 CMAA;
9
- 10 b. The Receiver shall collect any rents, profits and other income from the Property, wherever
11 they may exist;
12
- 13 c. Monies coming into the possession of the Receiver and not expended for necessary
14 operating expenses or any other purposes authorized by this Order shall be held by the
15 Receiver in one or more bank accounts at such federally-insured banking institutions as
16 the Receiver shall select, subject to such further orders as this Court may hereafter issue as
17 to the disposition of such monies.
18
- 19 d. Subject to further order of this Court and to the extent there are funds in the Receivership
20 Estate, the Receiver may operate and manage the Property, and the Receiver is authorized
21 (i) to pay all ordinary and necessary expenses relating to operating the Property, (ii) to pay
22 property taxes and assessments assessed against the Property, (iii) to purchase materials,
23 supplies and services, (iv) to pay expenses incurred for maintenance, repairs and
24 alterations reasonably necessary and proper to keep the Property in good condition, and
25 (v) to pay for the foregoing items at the ordinary and usual rates and price out of the funds
26 that shall come into his possession as Receiver. Notwithstanding the foregoing, the
27 Receiver is to make no payment for accrued liabilities of the CMAA existing prior to this
28

1 Order other than expenses that in his reasonable judgment are necessary or proper to
2 preserve and protect the Property.

3 e. The Receiver shall notify all necessary local, state and federal governmental agencies of
4 his appointment as Receiver, including the California Franchise Tax Board, the Internal
5 Revenue Service and the California Board of Equalization.

6
7 f. The Receiver shall, upon taking possession of the Property, immediately determine
8 whether, in the Receiver's judgment, there is sufficient insurance coverage for the
9 Property and shall notify the parties herein of his determination. If sufficient coverage
10 does exist, the Receiver may have himself named as an additional insured on the policy or
11 policies for the period that he is in possession of the Property. If sufficient insurance
12 coverage does not exist and only if there are funds in the Receivership Estate to cover it,
13 including coverage for any actions taken by the Receiver within the scope of his
14 receivership, the Receiver shall immediately so notify the parties to this lawsuit and shall
15 procure, within ten (10) days, sufficient insurance for the Property, provided there are
16 funds in the Receivership Estate available to do so. The Receiver shall not be personally
17 liable for any uninsured claims arising prior to the time that sufficient insurance is in place
18 and in force.

19
20
21 g. The Receiver shall take receipt of any mail addressed to CMAA or any employee,
22 volunteer or agent thereof, for the purpose of opening that mail and taking receipt of
23 payments payable with respect to the Receivership Estate.

24 h. To the extent deemed appropriate by the Receiver, the Receiver may encumber the
25 Property to borrow additional funds to enable the Receiver to perform his duties and
26 satisfy his costs and expenses hereunder if approved by the Court.

27 i. The Receiver shall develop a reasonable standard for evaluating proof of claims and may,
28

1 at the Receiver's discretion, follow or modify the proof of claims standards used by the
2 United States Bankruptcy Courts, which standard shall be subject to approval by the
3 Court.

4 j. The Receiver may charge \$375.00 per hour for his receivership services and is authorized
5 to retain legal counsel necessary to effectuate the receivership. The Receiver is authorized
6 to have Duane Morris LLP as his counsel who shall charge customary rates, not to exceed
7 \$550 per hour. The fees awarded to the Receiver or his counsel are subject to approval by
8 this Court.

9 k. The Receiver is authorized to retain the services of and enter into contracts, maintenance
10 and repair companies, licensed engineers or other building professionals, property
11 managers, and environmental consultants and contractors as the Receiver may select, and
12 as the Receiver may deem necessary or appropriate to properly investigate, monitor and/or
13 remediate any conditions or issues pertaining to the Property.

14 l. The Receiver is authorized to market and sell the Property and to take such actions as are
15 necessary to effectuate a private sale of the Property. In carrying out these duties, the
16 Receiver is authorized to retain properly qualified real estate professionals, including, but
17 not limited to, a real estate appraiser, broker and/or agent to list and market the Property.
18 Any sale of real property requires approval by the Court and shall be done by motion with
19 the Court.

20 m. In performing his duties, no risk or obligation shall be the personal risk or obligation of
21 the Receiver, but rather shall be solely the risk or obligation of the Receivership Estate.

22 n. Upon liquidation of all Property and distribution of the assets pursuant to the Settlement
23 Agreement, the Receiver shall then be divested of possession, custody and control of the
24 applicable Property and, if consistent with existing law, the Receiver shall have no further
25
26
27
28

1 liability as to the applicable Property. Discharge of the Receiver shall require an order of
2 this Court after filing of the Receiver's Final Accounting and exoneration of the
3 Receiver's bond.

4 o. No less frequently than once per quarter, the Receiver will prepare periodic interim
5 statements reflecting the Receiver's fees and administrative and management costs
6 incurred in the operation and administration of the Receivership Estate. Upon completion
7 of an interim statement, and mailing a copy to the parties' respective attorneys of record
8 or any other designated person or agent, the Receiver may pay from funds in the
9 Receivership Estate, if any, the amount of said statement. Notwithstanding the periodic
10 payment of the Receiver's fees and administrative expenses, said fees and expenses shall
11 be submitted to the Court for its approval and confirmation, in the form of either a noticed
12 interim request for fees, a stipulation among all the parties, or the Receiver's Final
13 Accounting.


14 p. It is further ordered that the Receiver may at any time, apply to this Court for further
15 instructions and for further powers necessary to enable the Receiver to perform his duties.

16 q. CMAA, its Board of Directors, its representatives, employees, and all other persons in
17 active concert and participation with them, shall fully cooperate with the Receiver and
18 shall fully cooperate in immediately making available and turning over to the Receiver all
19 Property, keys to the Property and the originals (or, with the Receiver's consent, copies)
20 of all books, records, ledgers, bank records, documents, subcontracts, contracts, computer
21 software and other business records wherever located relating to the Property. The
22 Receiver shall retain all documents until final disposition of the documents is determined
23 and approved by the Court. Documents shall be made available for copying and all
24 requests for copies shall be at the requestor's expense.
25
26
27
28

1
2
3
4
5
6
7
8
9
10
11
12
13
14
15
16
17
18
19
20
21
22
23
24
25
26
27
28

- r. Any and all information regarding CMAA assets may be submitted to the Receiver. The Receiver will not be able to respond to those who submit the information.
- s. It is further ordered that Petitioner shall post on its website copies of all pleadings that are filed in this case, including but not limited to motions to sell assets, to establish procedures for claims allowance, interim accountings and any court order, as well as any other document requested by the Receiver or the Court.
- t. All requests for court approval shall be served by mail on Deputy Attorney General Scott Chan, Mr. George Kasolas, counsel for CMAA, and Mr. Tam Nguyen, counsel for a number of the participants.
- u. The instant order shall be posted on the Office of the Attorney General's website within 10 days of the signing of the order.

Dated: June 18, 2010



JUDGE OF THE SUPERIOR COURT

Jamie Jacobs-May

SUPERIOR COURT OF CALIFORNIA COUNTY OF SANTA CLARA	(ENDORSED) FILED JUN 18 2010 DAVID H. YAMASAKI <small>Chief Executive Officer/Clerk Superior Court of CA County of Santa Clara</small> BY _____ DEPUTY
In Re the Matter of the Chinese-American Mutual Assistance Association, Inc., A Corporation in Process of Winding Up.	
PROOF OF SERVICE BY MAIL OF: ORDER FOR PETITION FOR COURT SUPERVISION OF VOLUNTARY WINDING UP OF THE CHINESE-AMERICAN MUTUAL ASSISTANCE ASSOCIATION, INC., AND APPOINTMENT OF RECEIVER	Case Number: 1-10-CV-167333

CLERK'S CERTIFICATE OF SERVICE: I certify that I am not a party to this case and that a true copy of this document was mailed first class, postage fully prepaid, in a sealed envelope addressed as shown below and the document was mailed at SAN JOSE, CALIFORNIA on :

David H. Yamasaki, Chief Executive Officer/Clerk

BY _____, Deputy
C. Collins

Scott Chan, Esq.
Office of the Attorney General
455 Golden Gate Avenue, Ste. 11000
San Francisco, CA 94102-7004

George Kasolas, Esq.
Law Office of George Kasolas
1190 S. Bascom, Ste. 213
San Jose, CA 95128

Aron Oliner, Esq.
Duane Morris LLP
1 Market Spear Tower #2000
San Francisco, CA 94105-1104

Tam Nguyen, Esq.
545 E. St. John Street
San Jose, CA 95112

Proof of service
Clerk's Certificate of Service

1 Michael A. Isaacs, CSBN 99782
2 LUCE, FORWARD,
3 HAMILTON & SCRIPPS LLP
4 Rincon Center II,
5 121 Spear Street, Suite 200
6 San Francisco, CA 94105-1582
7 Telephone No.: 415.356.4600
8 Fax No.: 415.356.3895
9 E-Mail: misaacs@luce.com

6 Attorneys for Mohamed Poonja,
Receiver

(ENDORSED)
FILED
MAY 04 2011

DAVID H. YAMASAKI
Chief Executive Officer/Clerk
Superior Court of CA County of Santa Clara
BY _____ DEPUTY

E. Cheng

SUPERIOR COURT OF THE STATE OF CALIFORNIA

FOR THE COUNTY OF SANTA CLARA

11 IN RE THE MATTER OF THE CHINESE-
12 AMERICAN MUTUAL ASSISTANCE
ASSOCIATION, INC.,

13 A Corporation in Process of Winding Up.

Case No. 110-CV-167333
Hon. Richard Loftus, Jr.

**STIPULATION APPROVING
RECEIVER'S EX PARTE APPLICATION
FOR ENTRY OF ORDER
ESTABLISHING CLAIMS PROCEDURE
AND CLAIMS BAR DATE**

[No Hearing Requested]

17 This Stipulation Approving Receiver's *Ex Parte* Application For Entry Of Order Establishing
18 Claims Procedure And Claims Bar Date is entered into by and among the Office of the Attorney
19 General, by Phillip Scott Chan, Deputy Attorney General, California Department of Justice, George C.
20 Kasolas, counsel for the Chinese-American Mutual Assistance Association, Inc., Tam Nguyen,
21 counsel for certain claimants in the receivership estate, and Mohamed Poonja, Receiver appointed in
22 the above-referenced case, by and through his counsel of record, Luce, Forward, Hamilton & Scripps,
23 LLP, is based on the following:

RECITALS

25 A. On April 6, 2011, the Receiver submitted to the Court his Receiver's *Ex Parte*
26 Application For Entry Of Order Establishing Claims Procedure And Claims Bar Date, supported by
27 the Declaration Of Mohamed Poonja In Support Of Receiver's *Ex Parte* Application For Entry Of
28 Order Establishing Claims Procedure And Claims Bar Date, along with a proposed Order Establishing

301251994.1

1

STIPULATION APPROVING RECEIVER'S *EX PARTE* APPLICATION FOR ENTRY OF ORDER
ESTABLISHING CLAIMS PROCEDURE AND CLAIMS BAR DATE

1 Claims Procedure And Claims Bar Date (the "Application"). The Application was served on each of
2 the parties to this Stipulation by US Mail that same day.

3 B. The parties have no objection to the Court approving the Application.

4 NOW, THEREFORE, THE PARTIES AGREE AS FOLLOWS:

5 1. The Application may be approved by the Court.

6 2. The parties agree to the entry of an order approving the Application, the form of which
7 is annexed hereto as Exhibit A.

8 DATED: April 27, 2011

OFFICE OF THE ATTORNEY GENERAL

9
10 By: 

Phillip Scott Chan, Deputy Attorney General,
California Department of Justice

11
12 DATED: April _____, 2011

13
14 By: _____

George C. Kasolas,
Counsel for the Chinese-American Mutual Assistance
Association, Inc.

15
16
17 DATED: April _____, 2011

LAW OFFICES OF TAM NGUYEN

18
19 By: _____

Tam Nguyen,
Counsel for Certain Claimants to the Receivership
Estate of the Chinese-American Mutual Assistance
Association, Inc.

20
21
22 DATED: April 29, 2011

LUCE, FORWARD, HAMILTON & SCRIPPS LLP

23
24
25 By: 

MICHAEL A. ISAACS
Attorneys for Mohamed Poonja, Receiver

26
27
28

301251994.1

2

STIPULATION APPROVING RECEIVER'S *EX PARTE* APPLICATION FOR ENTRY OF ORDER
ESTABLISHING CLAIMS PROCEDURE AND CLAIMS BAR DATE

1 Claims Procedure And Claims Bar Date (the "Application"). The Application was served on each of
2 the parties to this Stipulation by US Mail that same day.

3 B. The parties have no objection to the Court approving the Application.

4 NOW, THEREFORE, THE PARTIES AGREE AS FOLLOWS:


5 1. The Application may be approved by the Court.

6 2. The parties agree to the entry of an order approving the Application, the form of which
7 is annexed hereto as Exhibit A.

8 DATED: April _____, 2011 OFFICE OF THE ATTORNEY GENERAL

9
10 By: _____
11 Phillip Scott Chan, Deputy Attorney General,
12 California Department of Justice

13 DATED: April 27, 2011

14 By: 
15 George C. Kasolas
16 Counsel for the Chinese-American Mutual Assistance
17 Association, Inc.

18 DATED: April _____, 2011 LAW OFFICES OF TAM NGUYEN

19
20 By: _____
21 Tam Nguyen,
22 Counsel for Certain Claimants to the Receivership
23 Estate of the Chinese-American Mutual Assistance
24 Association, Inc.

25 DATED: April _____, 2011 LUCE, FORWARD, HAMILTON & SCRIPPS LLP

26 By: _____
27 MICHAEL A. ISAACS
28 Attorneys for Mohamed Poonja, Receiver

1 Claims Procedure And Claims Bar Date (the "Application"). The Application was served on each of
2 the parties to this Stipulation by US Mail that same day.

3 B. The parties have no objection to the Court approving the Application.

4 NOW, THEREFORE, THE PARTIES AGREE AS FOLLOWS:

5 1. The Application may be approved by the Court.

6 2. The parties agree to the entry of an order approving the Application, the form of which
7 is annexed hereto as Exhibit A.

8 DATED: April _____, 2011 OFFICE OF THE ATTORNEY GENERAL

9
10 By: _____
11 Phillip Scott Chan, Deputy Attorney General,
12 California Department of Justice

13 DATED: April _____, 2011
14
15 By: _____
16 George C. Kasolas,
17 Counsel for the Chinese-American Mutual Assistance
18 Association, Inc.

19 DATED: April 28, 2011 LAW OFFICES OF TAM NGUYEN
20
21 By: _____
22 Tam Nguyen,
23 Counsel for Certain Claimants to the Receivership
24 Estate of the Chinese-American Mutual Assistance
25 Association, Inc.

26 DATED: April _____, 2011 LUCE, FORWARD, HAMILTON & SCRIPPS LLP
27
28 By: _____
MICHAEL A. ISAACS
Attorneys for Mohamed Poonja, Receiver

1 Michael A. Isaacs, CSBN 99782
LUCE, FORWARD,
2 HAMILTON & SCRIPPS LLP
Rincon Center II,
3 121 Spear Street, Suite 200
San Francisco, CA 94105-1582
4 Telephone No.: 415.356.4600
Fax No.: 415.356.3895
5 E-Mail: misaacs@luce.com

6 Attorneys for Mohamed Poonja, Receiver
7
8

9 SUPERIOR COURT OF THE STATE OF CALIFORNIA
10 FOR THE COUNTY OF SANTA CLARA

11 IN RE THE MATTER OF THE CHINESE-
AMERICAN MUTUAL ASSISTANCE
12 ASSOCIATION, INC.,

13 A Corporation in Process of Winding Up.
14
15

Case No. 110-CV-167333
Hon. Richard Loftus, Jr.,

**ORDER ESTABLISHING CLAIMS
PROCEDURE AND CLAIMS BAR DATE**

[No Hearing Requested]
16
17
18

19 Based on the Receiver's *Ex Parte* Application For Entry Of Order Establishing Claims
20 Procedure And Claims Bar Date, the Declaration of Mohamed Poonja in Support of the Receiver's *Ex*
21 *Parte* Application For Entry Of Order Establishing Claims Procedure And Claims Bar Date, and good
22 cause appearing therefore,
23

24 IT IS ORDERED, as follows:
25

26 1. The Receiver's *Ex Parte* Application For Entry Of Order Establishing Claims
27 Procedure And Claims Bar Date (the "Application") is approved.

28 2. The Receiver is authorized to implement the claims procedure more thoroughly

1 described in the Application.

2 3. As requested by the Application, to be timely, claims must be received by the Receiver
3 no later than ninety (90) days from the date of mailing of the Proof of Claim form to claimants.

4

5 Dated: _____ JUDGE OF THE SUPERIOR COURT

6

7

8

9

10

11

12

13

14

15

16

17

18

19

20

21

22

23

24

25

26

27

28

1 Michael A. Isaacs, CSBN 99782
2 LUCE, FORWARD,
3 HAMILTON & SCRIPPS LLP
4 Rincon Center II,
5 121 Spear Street, Suite 200
6 San Francisco, CA 94105-1582
7 Telephone No.: 415.356.4600
8 Fax No.: 415.356.3895
9 E-Mail: misaacs@luce.com

10 Attorneys for Mohamed Poonja, Receiver

(ENDORSED)
FILED
MAY 04 2011
DAVID H. YAMASAKI
Chief Executive Officer/Clerk
Superior Court of CA County of Santa Clara
BY _____ DEPUTY

E. Cheng

11 SUPERIOR COURT OF THE STATE OF CALIFORNIA

12 FOR THE COUNTY OF SANTA CLARA

13 IN RE THE MATTER OF THE CHINESE-
14 AMERICAN MUTUAL ASSISTANCE
15 ASSOCIATION, INC.,

16 A Corporation in Process of Winding Up.

Case No. 110-CV-167333
Hon. Richard Loftus, Jr.,

**ORDER ESTABLISHING CLAIMS
PROCEDURE AND CLAIMS BAR DATE**

[No Hearing Requested]

17
18
19 Based on the Receiver's *Ex Parte* Application For Entry Of Order Establishing Claims
20 Procedure And Claims Bar Date, the Declaration of Mohamed Poonja in Support of the Receiver's *Ex*
21 *Parte* Application For Entry Of Order Establishing Claims Procedure And Claims Bar Date, and good
22 cause appearing therefore,

23
24 IT IS ORDERED, as follows:

- 25
26 1. The Receiver's *Ex Parte* Application For Entry Of Order Establishing Claims
27 Procedure And Claims Bar Date (the "Application") is approved.
28 2. The Receiver is authorized to implement the claims procedure more thoroughly

1 described in the Application.

2 3. As requested by the Application, to be timely, claims must be received by the Receiver
3 no later than ninety (90) days from the date of mailing of the Proof of Claim form to claimants.

4
5 Dated: 5.3.11

RICHARD J. LOFTUS, JR.

JUDGE OF THE SUPERIOR COURT

6
7
8
9
10
11
12
13
14
15
16
17
18
19
20
21
22
23
24
25
26
27
28

CMAA Claims Register

	A	B	C	D	E	F	G
1	Member Number	AMOUNT CLAIMED	AMOUNT ALLOWED	Claim Receipt Date	City	State	Zip
2	103	\$ 849.00	\$ 849.00	6/29/11	SUNNYVALE	CA	94085
3	106	\$ 849.00	\$ 849.00	8/19/11	Sunnyvale	CA	94086
4	117	\$ 10,000.00	\$ 849.00	9/6/11	SAN JOSE	CA	95122
5	136	\$ 6,000.00	\$ 1,027.00	8/26/11	SAN JOSE	CA	95132
6	146	\$ 825.00	\$ 825.00	6/20/11	SAN JOSE	CA	95116
7	148	\$ 9,360.00	\$ 849.00	6/29/11	SAN JOSE	CA	95136
8	155	\$ 827.00	\$ 827.00	7/14/11	SAN JOSE	CA	95122
9	165	\$ 9,200.00	\$ 758.00	5/2/12	SAN JOSE	CA	95148
10	166	\$ 849.00	\$ 849.00	8/29/11	SAN JOSE	CA	95121
11	167	\$ 849.00	\$ 849.00	8/29/11	SAN JOSE	CA	95121
12	170	\$ 5,942.00	\$ 5,942.00	9/30/11	SANTA CLARA	CA	95051
13	182	\$ 874.00	\$ 874.00	6/30/11	SAN JOSE	CA	95148
14	185	\$ 849.00	\$ 849.00	9/23/11	SAN JOSE	CA	95131
15	191	None Stated	\$ 849.00	7/1/11	SAN JOSE	CA	95122
16	195	\$ 4,982.00	\$ 4,982.00	8/15/11	SAN JOSE	CA	95133
17	198	\$ 824.00	\$ 824.00	9/12/11	SAN JOSE	CA	95132
18	199	\$ 824.00	\$ 824.00	9/12/11	SAN JOSE	CA	95132
19	200	\$ 324.00	\$ 324.00	7/19/11	SAN JOSE	CA	95132
20	203	\$ 849.00	\$ 849.00	7/13/11	SAN JOSE	CA	95133
21	204	\$ 849.00	\$ 849.00	7/12/11	San Jose	CA	95121
22	205	\$ 849.00	\$ 849.00	7/12/11	San Jose	CA	95121
23	207	\$ 874.00	\$ 874.00	8/18/11	SAN JOSE	CA	95133
24	208	\$ 849.00	\$ 849.00	6/20/11	SAN JOSE	CA	95135
25	209	\$ 821.00	\$ 821.00	7/26/11	SAN JOSE	CA	95121
26	216	\$ 9,578.00	\$ 831.00	8/18/11	SAN JOSE	CA	95122
27	223	\$ 491.00	\$ 491.00	7/1/11	SAN JOSE	CA	95112
28	226	\$ 849.00	\$ 849.00	6/29/11	MILPITAS	CA	95035
29	227	\$ 849.00	\$ 849.00	6/29/11	MILPITAS	CA	95035
30	231	\$ 849.00	\$ 849.00	8/18/11	SAN JOSE	CA	95133
31	232	\$ 10,000.00	\$ 849.00	7/12/11	FREMONT	CA	94539
32	240	\$ 849.00	\$ 849.00	6/21/11	SAN JOSE	CA	95121
33	241	\$ 849.00	\$ 849.00	6/21/11	SAN JOSE	CA	95121
34	245	\$ 3,775.00	\$ 3,775.00	8/2/11	UNION CITY	CA	94587
35	257	\$ 4,488.00	\$ 4,488.00	7/7/11	SAN JOSE	CA	95111
36	263	\$ 4,224.00	\$ 4,224.00	8/31/11	SAN JOSE	CA	95120
37	287	\$ 988.00	\$ 988.00	6/20/11	SUNNYVALE	CA	94086
38	290	\$ 6,887.00	\$ 988.00	8/24/11	Milpitas	CA	95035
39	291	\$ 9,500.00	\$ 916.00	7/28/11	SAN JOSE	CA	95131
40	292	\$ 9,500.00	\$ 916.00	7/28/11	SAN JOSE	CA	95131
41	306	\$ 1,027.00	\$ 1,027.00	6/21/11	SAN JOSE	CA	95130
42	312	\$ 1,027.00	\$ 1,027.00	8/15/11	SAN JOSE	CA	95111
43	320	\$ 2,573.00	\$ 2,573.00	6/27/11	MILPITAS	CA	95035
44	321	\$ 2,065.00	\$ 2,065.00	9/23/11	SAN JOSE	CA	95136
45	327	\$ 1,027.00	\$ 1,027.00	7/26/11	SAN JOSE	CA	95131
46	329	\$ 1,027.00	\$ 1,027.00	6/23/11	MILPITAS	CA	95035
47	332	\$ 5,517.00	\$ 1,800.00	9/15/11	SACRAMENTO	CA	95828
48	333	\$ 10,000.00	\$ 993.00	9/21/11	SAN JOSE	CA	95148
49	336	None Stated	\$ 604.00	12/5/12	SAN JOSE	CA	95121
50	338	\$ 1,168.00	\$ 1,168.00	7/14/11	MILPITAS	CA	95035
51	340	\$ 1,511.00	\$ 1,511.00	6/20/11	SAN JOSE	CA	95131
52	341	\$ 1,511.00	\$ 1,511.00	6/20/11	SAN JOSE	CA	95131
53	347	\$ 1,129.00	\$ 1,129.00	8/18/11	TUSTIN	CA	92780
54	349	\$ 5,034.00	\$ 1,129.00	7/21/11	MILPITAS	CA	95035

CMAA Claims Register

	A	B	C	D	E	F	G
1	Member Number	AMOUNT CLAIMED	AMOUNT ALLOWED	Claim Receipt Date	City	State	Zip
55	350	\$ 7,200.00	\$ 1,129.00	7/27/11	CAMPBELL	CA	95008
56	351	\$ 1,104.00	\$ 1,104.00	8/11/11	SAN JOSE	CA	95148
57	355	\$ 1,216.00	\$ 1,216.00	9/12/11	TRACY	CA	95377
58	358	\$ 1,216.00	\$ 1,216.00	6/21/11	SAN JOSE	CA	95132
59	367	\$ 1,212.00	\$ 1,212.00	6/27/11	MILPOTAS	CA	95035
60	376	\$ 1,264.00	\$ 1,264.00	6/22/11	SAN FRANCISCO	CA	94127
61	378	\$ 8,506.00	\$ 1,252.00	7/11/11	SAN JOSE	CA	95135
62	397	\$ 1,264.00	\$ 1,264.00	9/30/11	SAN JOSE	CA	95132
63	398	\$ 1,264.00	\$ 1,264.00	6/27/11	San Jose	CA	95111
64	402	\$ 1,239.00	\$ 1,239.00	7/8/11	SANTA CLARA	CA	95051
65	410	\$ 1,300.00	\$ 1,300.00	9/6/11	CORON	CA	92880
66	411	\$ 1,300.00	\$ 1,300.00	9/6/11	CORON	CA	92880
67	418	\$ 1,376.00	\$ 1,376.00	7/28/11	LINCOLN	CA	95648
68	427	\$ 1,346.00	\$ 1,346.00	8/18/11	SAN JOSE	CA	95122
69	435	\$ 15,000.00	\$ 1,198.00	6/20/11	San Jose	CA	95122
70	436	\$ 15,000.00	\$ 1,246.00	6/20/11	San Jose	CA	95122
71	442	\$ 1,321.00	\$ 1,321.00	7/8/11	SAN JOSE	CA	95111
72	449	\$ 9,750.00	\$ 869.00	7/21/11	SAN JOSE	CA	95116
73	450	None Stated	\$ 1,357.00	9/30/11	MILPITAS	CA	95035
74	451	None Stated	\$ 1,357.00	9/30/11	MILPITAS	CA	95035
75	452	\$ 1,321.00	\$ 1,321.00	8/3/11	UNION CITY	CA	94587
76	458	\$ 1,321.00	\$ 1,321.00	6/29/11	San Ramon	CA	94582
77	466	\$ 1,405.00	\$ 1,405.00	7/19/11	SAN JOSE	CA	95122
78	467	\$ 12,000.00	\$ 1,405.00	9/23/11	SAN JOSE	CA	95122
79	469	\$ 1,131.00	\$ 1,131.00	9/15/11	SAN JOSE	CA	95148
80	474	\$ 8,700.00	\$ 4,732.00	9/12/11	Sunnyvale	CA	94087
81	477	\$ 1,429.00	\$ 1,429.00	7/18/11	SAN JOSE	CA	95133
82	479	\$ 1,364.00	\$ 1,364.00	8/15/11	SAN JOSE	CA	95131
83	492	\$ 1,369.00	\$ 1,369.00	8/25/11	SAN JOSE	CA	95135
84	496	\$ 9,891.00	\$ 1,344.00	8/26/11	SAN JOSE	CA	95148
85	497	\$ 9,000.00	\$ 1,130.00	8/29/11	SAN JOSE	CA	95148
86	523	\$ 1,420.00	\$ 1,420.00	9/23/11	SAN JOSE	CA	95121
87	531	\$ 1,522.00	\$ 1,522.00	9/23/11	SAN JOSE	CA	95148
88	532	\$ 1,461.00	\$ 1,461.00	8/5/11	SAN JOSE	CA	95121
89	534	\$ 1,436.00	\$ 1,436.00	7/19/11	SAN JOSE	CA	95136
90	540	\$ 9,542.00	\$ 1,522.00	8/15/11	SAN JOSE	CA	95135
91	549	\$ 9,542.00	\$ 1,486.00	8/18/11	SAN JOSE	CA	95122
92	553	\$ 1,486.00	\$ 1,486.00	7/13/11	SAN JOSE	CA	95121
93	554	\$ 1,486.00	\$ 1,486.00	7/13/11	SAN JOSE	CA	95121
94	562	\$ 9,000.00	\$ 3,081.00	6/22/11	SAN JOSE	CA	95121
95	563	\$ 1,588.00	\$ 1,588.00	9/12/11	HAYWARD	CA	94544
96	576	\$ 1,551.00	\$ 1,551.00	9/7/11	SALINAS	CA	93907
97	578	\$ 1,564.00	\$ 1,564.00	6/20/11	AMERICAN CANYON	CA	94503
98	585	\$ 10,000.00	\$ 1,603.00	9/15/11	COLUMBIA	SC	29223
99	592	\$ 7,000.00	\$ 1,564.00	9/15/11	SAN JOSE	CA	95122
100	600	\$ 8,100.00	\$ 1,619.00	6/27/11	SANTA CLARA	CA	95051
101	602	\$ 1,591.00	\$ 1,591.00	6/21/11	SAN JOSE	CA	95117
102	610	\$ 1,591.00	\$ 1,591.00	6/20/11	SAN JOSE	CA	95128
103	611	\$ 7,158.00	\$ 1,564.00	8/31/11	SAN JOSE	CA	95122
104	618	\$ 1,591.00	\$ 1,591.00	8/19/11	SAN JOSE	CA	95122
105	619	\$ 10,800.00	\$ 1,591.00	9/4/11	UKIAH	CA	95482
106	629	\$ 8,100.00	\$ 1,591.00	8/18/11	SAN JOSE	CA	95148
107	631	\$ 1,591.00	\$ 1,591.00	8/25/11	SAN JOSE	CA	95148

CMAA Claims Register

	A	B	C	D	E	F	G
1	Member Number	AMOUNT CLAIMED	AMOUNT ALLOWED	Claim Receipt Date	City	State	Zip
108	633	\$ 18,000.00	\$ 1,706.00	9/15/11	SAN JOSE	CA	95116
109	637	\$ 10,000.00	\$ 1,102.00	9/1/11	CAMPBELL	CA	95008
110	641	\$ 1,657.00	\$ 1,657.00	6/29/11	MARINA	CA	93933
111	648	\$ 1,668.00	\$ 1,668.00	8/18/11	SAN JOSE	CA	95111
112	650	\$ 1,657.00	\$ 1,657.00	9/7/11	SACRAMENTO	CA	95828
113	651	\$ 1,157.00	\$ 1,157.00	8/29/11	SAN JOSE	CA	95132
114	657	\$ 10,000.00	\$ 1,657.00	9/23/11	San Jose	CA	95125
115	659	\$ 1,657.00	\$ 1,657.00	8/15/11	SAN JOSE	CA	95111
116	660	\$ 1,657.00	\$ 1,657.00	9/20/11	SAN JOSE	CA	95133
117	667	\$ 1,657.00	\$ 1,657.00	8/3/11	SAN JOSE	CA	95122
118	674	\$ 1,657.00	\$ 1,657.00	7/12/11	SAN JOSE	CA	95133
119	681	\$ 1,741.00	\$ 1,741.00	6/23/11	SAN FRANCISCO	CA	94111
120	682	\$ 1,132.00	\$ 1,132.00	6/29/11	SAN JOSE	CA	95131
121	683	\$ 1,657.00	\$ 1,657.00	8/24/11	SAN JOSE	CA	95111
122	685	\$ 5,945.00	\$ 5,945.00	7/13/11	SAN JOSE	CA	95123
123	687	\$ 1,657.00	\$ 1,657.00	9/30/11	SAN JOSE	CA	95148
124	691	\$ 1,730.00	\$ 1,730.00	9/23/11	SANTA CLARA	CA	95051
125	692	\$ 10,000.00	\$ 6,500.00	6/23/11	SAN JOSE	CA	95112
126	698	\$ 1,705.00	\$ 1,705.00	7/6/11	SAN JOSE	CA	95133
127	700	\$ 5,631.00	\$ 5,631.00	9/15/11	SAN JOSE	CA	95148
128	706	None Stated	\$ 1,555.00	12/5/11	SAN JOSE	CA	95135
129	707	\$ 10,392.00	\$ 1,765.00	9/6/11	SANTA CLARA	CA	95051
130	708	\$ 8,775.00	\$ 2,629.00	8/17/11	MILPITAS	CA	95035
131	709	\$ 8,775.00	\$ 2,629.00	8/17/11	MILPITAS	CA	95035
132	711	None Stated	\$ 1,705.00	6/19/11	FREMONT	CA	94539
133	714	\$ 1,705.00	\$ 1,705.00	8/18/11	SAN JOSE	CA	95112
134	725	\$ 10,000.00	\$ 1,705.00	9/15/11	SAN JOSE	CA	95138
135	726	\$ 1,705.00	\$ 1,705.00	6/23/11	SAN JOSE	CA	95122
136	737	\$ 1,747.00	\$ 1,747.00	6/29/11	SAN JOSE	CA	95132
137	738	\$ 7,200.00	\$ 1,722.00	8/25/11	SAN JOSE	CA	95148
138	739	\$ 6,000.00	\$ 1,747.00	9/23/12	Milpitas	CA	95035
139	740	\$ 12,000.00	\$ 1,747.00	6/20/11	SAN JOSE	CA	95116
140	745	\$ 1,747.00	\$ 1,747.00	7/26/11	APPLE VALLEY	CA	92307
141	749	\$ 2,403.00	\$ 2,403.00	7/7/11	SAN JOSE	CA	95148
142	750	\$ 2,403.00	\$ 2,403.00	7/7/11	SAN JOSE	CA	95148
143	751	\$ 14,000.00	\$ 1,712.00	8/1/11	SAN JOSE	CA	95132
144	766	\$ 1,747.00	\$ 1,747.00	9/15/11	SAN JOSE	CA	95148
145	767	\$ 1,747.00	\$ 1,747.00	6/17/11	SAN JOSE	CA	95126
146	768	\$ 5,667.00	\$ 5,667.00	7/13/11	SAN JOSE	CA	95133
147	769	\$ 5,711.00	\$ 5,711.00	7/13/11	SAN JOSE	CA	95133
148	773	\$ 6,506.00	\$ 1,747.00	8/2/11	SAN JOSE	CA	95148
149	787	\$ 1,815.00	\$ 1,815.00	9/30/11	SAN JOSE	CA	95111
150	799	\$ 1,792.00	\$ 1,792.00	7/7/11	MILPITAS	CA	95035
151	805	\$ 15,600.00	\$ 1,874.00	7/21/11	SAN JOSE	CA	95111
152	816	\$ 9,000.00	\$ 1,877.00	6/30/11	SAN JOSE	CA	95111
153	817	\$ 9,000.00	\$ 1,877.00	6/30/11	SAN JOSE	CA	95111
154	818	\$ 5,408.00	\$ 5,408.00	9/23/11	WYLIE	TX	75098
155	819	\$ 1,849.00	\$ 1,849.00	9/6/11	SAN JOSE	CA	95131
156	824	\$ 5,780.00	\$ 1,849.00	9/23/11	SAN JOSE	CA	95118
157	826	\$ 1,849.00	\$ 1,849.00	7/26/11	SAN JOSE	CA	95148
158	827	\$ 1,849.00	\$ 1,849.00	8/5/11	SAN JOSE	CA	95132
159	830	\$ 3,697.00	\$ 3,697.00	8/29/11	SAN JOSE	CA	95112
160	833	\$ 1,824.00	\$ 1,824.00	8/26/11	SAN JOSE	CA	95132

CMAA Claims Register

	A	B	C	D	E	F	G
1	Member Number	AMOUNT CLAIMED	AMOUNT ALLOWED	Claim Receipt Date	City	State	Zip
161	839	\$ 15,000.00	\$ 1,989.00	6/21/11	SAN JOSE	CA	95111
162	840	\$ 1,933.00	\$ 1,933.00	6/20/11	SAN JOSE	CA	95126
163	848	\$ 1,977.00	\$ 1,977.00	7/25/11	SAN JOSE	CA	95135
164	849	\$ 1,897.00	\$ 1,897.00	8/18/11	SAN JOSE	CA	95117
165	856	\$ 3,527.00	\$ 3,527.00	8/17/11	SAN JOSE	CA	95132
166	858	\$ 6,265.00	\$ 1,897.00	8/18/11	MILPITAS	CA	95035
167	861	\$ 1,872.00	\$ 1,872.00	7/1/11	San Jose	CA	95116
168	863	\$ 6,715.00	\$ 1,933.00	9/14/11	SAN JOSE	CA	95121
169	864	\$ 1,897.00	\$ 1,897.00	6/22/11	SAN JOSE	CA	95131
170	866	\$ 7,200.00	\$ 1,922.00	8/18/11	SAN JOSE	CA	95111
171	869	\$ 1,981.00	\$ 1,981.00	9/12/11	SAN JOSE	CA	95122
172	870	\$ 1,947.00	\$ 1,947.00	6/29/11	SAN JOSE	CA	95116
173	875	\$ 1,958.00	\$ 1,958.00	7/12/11	SANTA CLARA	CA	95051
174	877	\$ 1,897.00	\$ 1,897.00	7/19/11	SAN JOSE	CA	95121
175	909	\$ 1,999.00	\$ 1,999.00	6/21/11	SAN JOSE	CA	95712
176	910	\$ 6,000.00	\$ 6,000.00	7/21/11	SAN JOSE	CA	95122
177	911	\$ 6,000.00	\$ 1,951.00	7/21/11	SAN JOSE	CA	95122
178	912	\$ 1,653.00	\$ 1,653.00	6/20/11	SANTA CLARA	CA	95051
179	914	\$ 1,378.00	\$ 1,378.00	6/21/11	SAN JOSE	CA	95123
180	936	\$ 1,951.00	\$ 1,951.00	6/23/11	SAN JOSE	CA	95123
181	942	\$ 6,204.00	\$ 6,204.00	9/30/11	SAN JOSE	CA	95148
182	944	\$ 13,000.00	\$ 1,926.00	8/22/11	SAN JOSE	CA	95121
183	945	\$ 13,000.00	\$ 1,926.00	8/22/11	SAN JOSE	CA	95121
184	946	\$ 13,500.00	\$ 1,962.00	6/28/11	SAN JOSE	CA	95122
185	948	\$ 7,637.00	\$ 1,906.00	8/2/11	SAN JOSE	CA	95130
186	952	\$ 2,518.00	\$ 2,518.00	6/28/11	SARATOGA	CA	95070
187	960	\$ 1,951.00	\$ 1,951.00	7/19/11	SAN JOSE	CA	95111
188	962	\$ 8,000.00	\$ 1,926.00	8/11/11	SAN JOSE	CA	95111
189	967	\$ 1,977.00	\$ 1,977.00	9/12/11	San Jose	CA	95111
190	978	\$ 2,072.00	\$ 2,072.00	7/1/11	Austin	TX	78728
191	980	\$ 8,000.00	\$ 2,002.00	6/24/11	SAN FRANCISCO	CA	94122
192	981	\$ 2,030.00	\$ 2,030.00	9/22/11	ELK GROVE	CA	95758
193	982	\$ 1,952.00	\$ 1,952.00	9/6/11	STOCKTON	CA	95207
194	984	\$ 15,000.00	\$ 1,960.00	8/2/11	SAN JOSE	CA	95111
195	988	\$ 1,974.00	\$ 1,974.00	7/11/11	FONTANA	CA	92336
196	990	\$ 2,002.00	\$ 2,002.00	7/7/11	SAN JOSE	CA	95117
197	991	\$ 2,038.00	\$ 2,038.00	8/25/11	SANTA CLARA	CA	95051
198	999	\$ 2,002.00	\$ 2,002.00	8/18/11	SACRAMENTO	CA	95829
199	1003	\$ 2,088.00	\$ 2,088.00	7/12/11	SAN JOSE	CA	95122
200	1007	\$ 13,200.00	\$ 2,215.00	8/12/11	SAN JOSE	CA	95148
201	1011	\$ 18,000.00	\$ 2,002.00	6/27/11	SAN JOSE	CA	95116
202	1017	\$ 2,002.00	\$ 2,002.00	6/23/11	SAN JOSE	CA	95148
203	1019	\$ 2,002.00	\$ 2,002.00	7/20/11	SAN JOSE	CA	95128
204	1020	\$ 1,996.00	\$ 1,996.00	9/1/11	San Francisco	CA	94112
205	1021	\$ 9,540.00	\$ 2,027.00	9/23/11	FREMONT	CA	94555
206	1031	\$ 7,200.00	\$ 2,139.00	9/6/11	SAN JOSE	CA	95133
207	1033	\$ 2,113.00	\$ 2,113.00	6/29/11	SAN JOSE	CA	95122
208	1034	\$ 2,113.00	\$ 2,113.00	6/29/11	SAN JOSE	CA	95122
209	1036	\$ 5,050.00	\$ 5,050.00	6/27/11	FREMONT	CA	94539
210	1046	\$ 1,654.00	\$ 1,654.00	9/1/11	SAN JOSE	CA	95122
211	1050	\$ 2,077.00	\$ 2,077.00	6/23/11	SAN JOSE	CA	95116
212	1053	\$ 2,140.00	\$ 2,140.00	6/24/11	SAN JOSE	CA	95121
213	1061	\$ 2,054.00	\$ 2,054.00	7/1/11	SAN JOSE	CA	95121

CMAA Claims Register

	A	B	C	D	E	F	G
1	Member Number	AMOUNT CLAIMED	AMOUNT ALLOWED	Claim Receipt Date	City	State	Zip
214	1062	\$ 9,540.00	\$ 2,077.00	9/22/11	SAN FRANCISCO	CA	94132
215	1065	\$ 2,052.00	\$ 2,052.00	8/18/11	SAN FRANCISCO	CA	94122
216	1074	\$ 8,000.00	\$ 2,165.00	9/7/11	SAN JOSE	CA	95121
217	1075	\$ 8,000.00	\$ 2,165.00	9/7/11	SAN JOSE	CA	95121
218	1082	\$ 2,165.00	\$ 2,165.00	9/23/11	WEST SACRAMENTO	CA	95691
219	1090	\$ 11,691.00	\$ 2,140.00	7/7/11	SAN JOSE	CA	95122
220	1100	\$ 2,165.00	\$ 2,165.00	7/18/11	SANTA CLARITA	CA	91390
221	1102	\$ 11,921.00	\$ 2,165.00	10/6/11	San Jose	CA	95116
222	1117	\$ 2,203.00	\$ 2,203.00	6/23/11	SAN JOSE	CA	95148
223	1119	\$ 15,000.00	\$ 2,203.00	8/31/11	SAN JOSE	CA	95122
224	1124	\$ 9,600.00	\$ 1,876.00	7/5/11	MILPITAS	CA	95035
225	1125	\$ 2,203.00	\$ 2,203.00	7/12/11	SAN JOSE	CA	95132
226	1126	\$ 2,203.00	\$ 2,203.00	7/12/11	SAN JOSE	CA	95132
227	1127	\$ 2,203.00	\$ 2,203.00	9/23/11	SAN JOSE	CA	95132
228	1128	\$ 2,203.00	\$ 2,203.00	9/23/11	SAN JOSE	CA	95132
229	1139	\$ 9,581.00	\$ 2,253.00	9/15/11	FREMONT	CA	94536
230	1147	\$ 1,666.00	\$ 1,666.00	6/22/11	San Jose	CA	95122
231	1148	\$ 1,666.00	\$ 1,666.00	6/22/11	San Jose	CA	95122
232	1149	\$ 2,203.00	\$ 2,203.00	8/22/11	SAN JOSE	CA	95148
233	1150	\$ 2,203.00	\$ 2,203.00	7/6/11	San Jose	CA	95121
234	1153	\$ 2,203.00	\$ 2,203.00	7/1/11	MILPITAS	CA	95035
235	1155	\$ 5,700.00	\$ 2,239.00	9/30/11	NEWARK	CA	94560
236	1158	\$ 2,203.00	\$ 2,203.00	7/15/11	SAN JOSE	CA	95122
237	1160	\$ 4,644.00	\$ 4,644.00	8/19/11	MILPITAS	CA	95035
238	1162	\$ 9,900.00	\$ 2,203.00	7/12/11	FAIR OAKS	CA	95628
239	1164	\$ 5,320.00	\$ 2,203.00	9/23/11	MILPITAS	CA	95035
240	1166	\$ 13,236.00	\$ 2,203.00	7/28/11	HAYWARD	CA	94544
241	1167	\$ 13,236.00	\$ 2,203.00	7/28/11	HAYWARD	CA	94544
242	1182	\$ 2,212.00	\$ 2,212.00	6/27/11	SAN JOSE	CA	95121
243	1191	\$ 2,323.00	\$ 2,323.00	9/30/11	SAN JOSE	CA	95111
244	1192	\$ 9,475.00	\$ 2,296.00	8/2/11	IRVINE	CA	92602
245	1194	\$ 2,296.00	\$ 2,296.00	8/18/11	SAN JOSE	CA	95121
246	1195	\$ 2,260.00	\$ 2,260.00	6/30/11	SAN JOSE	CA	95132
247	1203	\$ 2,296.00	\$ 2,296.00	6/21/11	SAN JOSE	CA	95112
248	1212	\$ 10,000.00	\$ 2,260.00	6/30/11	MORGAN HILL	CA	95037
249	1213	\$ 15,000.00	\$ 2,260.00	8/25/11	SAN JOSE	CA	95111
250	1215	\$ 4,144.00	\$ 4,144.00	9/23/11	SAN JOSE	CA	95116
251	1216	\$ 4,144.00	\$ 4,144.00	9/23/11	SAN JOSE	CA	95116
252	1227	\$ 12,000.00	\$ 1,737.00	7/20/11	SAN FRANCISCO	CA	94102
253	1231	\$ 2,260.00	\$ 2,260.00	6/21/11	SF	CA	94110
254	1237	\$ 2,323.00	\$ 2,323.00	9/23/11	SAN JOSE	CA	95133
255	1243	\$ 2,323.00	\$ 2,323.00	6/27/11	SAN JOSE	CA	95112
256	1247	\$ 1,648.00	\$ 1,648.00	8/18/11	OCALA	FL	34482
257	1249	None Stated	\$ 1,786.00	12/5/11	FREMONT	CA	94539
258	1250	None Stated	\$ 1,786.00	12/5/11	FREMONT	CA	94539
259	1251	\$ 15,000.00	\$ 2,325.00	6/21/11	SAN JOSE	CA	95111
260	1255	None Stated	\$ 2,323.00	7/7/11	SAN JOSE	CA	95121
261	1256	\$ 2,591.00	\$ 2,591.00	7/13/11	SAN JOSE	CA	95132
262	1262	\$ 2,460.00	\$ 2,460.00	8/22/11	San Jose	CA	95128
263	1265	\$ 2,359.00	\$ 2,359.00	9/12/11	SAN JOSE	CA	95148
264	1266	\$ 2,359.00	\$ 2,359.00	6/21/11	SAN JOSE	CA	95112
265	1267	\$ 2,323.00	\$ 2,323.00	7/18/11	SAN JOSE	CA	95133
266	1271	\$ 2,407.00	\$ 2,407.00	7/1/11	SAN JOSE	CA	95121

CMAA Claims Register

	A	B	C	D	E	F	G
1	Member Number	AMOUNT CLAIMED	AMOUNT ALLOWED	Claim Receipt Date	City	State	Zip
267	1272	\$ 2,407.00	\$ 2,407.00	7/1/11	SAN JOSE	CA	95121
268	1274	\$ 2,323.00	\$ 2,323.00	8/11/11	SAN JOSE	CA	95121
269	1281	\$ 9,475.00	\$ 2,303.00	8/2/11	IRVINE	CA	92602
270	1292	\$ 15,000.00	\$ 2,323.00	7/1/11	SAN JOSE	CA	95148
271	1293	None Stated	\$ 1,798.00	12/5/11	SAN JOSE	CA	95121
272	1295	\$ 2,434.00	\$ 2,434.00	9/7/11	SAN JOSE	CA	95111
273	1300	\$ 2,323.00	\$ 2,323.00	7/5/11	SAN JOSE	CA	95111
274	1301	\$ 2,323.00	\$ 2,323.00	7/5/11	SAN JOSE	CA	95111
275	1302	\$ 2,323.00	\$ 2,323.00	7/18/11	MILPITAS	CA	95035
276	1303	\$ 2,323.00	\$ 2,323.00	7/18/11	MILPITAS	CA	95035
277	1304	\$ 4,848.00	\$ 4,848.00	8/3/11	SAN JOSE	CA	95148
278	1306	\$ 13,000.00	\$ 2,359.00	9/12/11	SAN JOSE	CA	95131
279	1314	\$ 2,359.00	\$ 2,359.00	7/15/11	SAN JOSE	CA	95112
280	1316	\$ 9,300.00	\$ 2,250.00	9/7/11	SAN JOSE	CA	95113
281	1320	\$ 2,359.00	\$ 2,359.00	9/23/11	SAN JOSE	CA	95148
282	1327	\$ 2,323.00	\$ 2,323.00	7/15/11	MURRIETA	CA	92562
283	1330	\$ 7,350.00	\$ 2,323.00	2/14/12	San Jose	CA	95121
284	1335	\$ 6,500.00	\$ 2,386.00	9/22/11	SUNNYVALE	CA	94087
285	1336	\$ 6,000.00	\$ 2,323.00	9/23/11	SAN JOSE	CA	95132
286	1343	\$ 13,898.00	\$ 2,352.00	9/14/11	SAN JOSE	CA	95127
287	1344	\$ 9,600.00	\$ 2,377.00	6/23/11	SAN JOSE	CA	95148
288	1346	\$ 2,402.00	\$ 2,402.00	7/1/11	SANTA CLARA	CA	95051
289	1347	\$ 2,402.00	\$ 2,402.00	7/11/11	SAN JOSE	CA	95111
290	1350	\$ 6,420.00	\$ 2,377.00	7/8/11	ELK GROVE	CA	95757
291	1363	\$ 7,031.00	\$ 3,802.00	9/23/11	SAN JOSE	CA	95121
292	1370	\$ 10,000.00	\$ 2,377.00	8/5/11	San Jose	CA	95111-2970
293	1375	\$ 2,377.00	\$ 2,377.00	8/2/11	SAN JOSE	CA	95131
294	1378	\$ 2,377.00	\$ 2,377.00	8/31/11	San Jose	CA	95131
295	1380	\$ 2,377.00	\$ 2,377.00	8/23/11	SAN JOSE	CA	95121
296	1381	\$ 2,377.00	\$ 2,377.00	8/24/11	SUNNYVALE	CA	94086
297	1383	\$ 10,256.00	\$ 2,394.00	9/1/11	MILPITAS	CA	95035
298	1385	\$ 10,000.00	\$ 2,434.00	9/23/11	FREMONT	CA	94539
299	1387	\$ 2,398.00	\$ 2,398.00	8/24/11	FREMONT	CA	94539
300	1389	\$ 7,000.00	\$ 2,408.00	7/8/11	STOCKTON	CA	95210
301	1390	\$ 7,000.00	\$ 2,384.00	7/8/11	STOCKTON	CA	95210
302	1401	\$ 2,518.00	\$ 2,518.00	7/18/11	SAN JOSE	CA	95111
303	1411	\$ 15,000.00	\$ 2,506.00	6/29/11	STOCKTON	CA	95210
304	1427	\$ 2,506.00	\$ 2,506.00	7/11/11	San Jose	CA	95135
305	1429	\$ 2,542.00	\$ 2,542.00	8/11/11	ANTELOPE	CA	95823
306	1431	\$ 2,506.00	\$ 2,506.00	7/6/11	SAN JOSE	CA	95133
307	1435	\$ 7,000.00	\$ 2,531.00	9/23/12	SAN JOSE	CA	95112
308	1451	\$ 2,544.00	\$ 2,544.00	9/12/11	SAN JOSE	CA	95133
309	1452	\$ 4,061.00	\$ 4,061.00	9/15/11	SAN JOSE	CA	95117
310	1463	\$ 2,630.00	\$ 2,630.00	7/18/11	McKEINNEY	TX	75070
311	1470	\$ 2,678.00	\$ 2,678.00	7/18/11	SAN JOSE	CA	95133
312	1471	\$ 2,653.00	\$ 2,653.00	8/15/11	SAN JOSE	CA	95133
313	1475	\$ 2,569.00	\$ 2,569.00	6/30/11	SAN JOSE	CA	95124
314	1480	\$ 2,569.00	\$ 2,569.00	8/26/11	SAN JOSE	CA	95148
315	1487	\$ 8,085.00	\$ 2,605.00	7/27/11	SAN JOSE	CA	95121
316	1490	\$ 10,000.00	\$ 2,605.00	7/5/11	SAN FRANCISCO	CA	94112
317	1493	\$ 7,200.00	\$ 2,605.00	8/29/11	SAN JOSE	CA	95121
318	1496	\$ 2,620.00	\$ 2,620.00	7/13/11	RANCHO CUCAMONGA	CA	91701
319	1503	\$ 2,605.00	\$ 2,605.00	6/21/11	SAN JOSE	CA	95121

CMAA Claims Register

	A	B	C	D	E	F	G
1	Member Number	AMOUNT CLAIMED	AMOUNT ALLOWED	Claim Receipt Date	City	State	Zip
320	1504	\$ 2,616.00	\$ 2,616.00	6/27/11	SAN JOSE	CA	95132
321	1511	\$ 10,000.00	\$ 4,260.00	7/22/11	SEATTLE	WA	98118
322	1512	\$ 2,660.00	\$ 2,660.00	9/12/11	MILPITAS	CA	95035
323	1519	\$ 2,516.00	\$ 2,516.00	6/30/11	SAN JOSE	CA	95131
324	1522	\$ 2,641.00	\$ 2,641.00	7/19/11	SAN JOSE	CA	95133
325	1530	\$ 15,120.00	\$ 2,614.00	6/23/11	MILPITAS	CA	95035
326	1531	\$ 7,392.00	\$ 2,653.00	6/22/11	SAN JOSE	CA	95117
327	1533	\$ 10,345.00	\$ 2,737.00	9/15/11	SAN JOSE	CA	95111
328	1539	\$ 2,714.00	\$ 2,714.00	8/29/11	FREMONT	CA	94539
329	1540	\$ 2,714.00	\$ 2,714.00	8/29/11	FREMONT	CA	94539
330	1546	\$ 2,653.00	\$ 2,653.00	7/19/11	SAN JOSE	CA	95127
331	1549	\$ 2,737.00	\$ 2,737.00	7/5/11	SAN JOSE	CA	95116
332	1551	\$ 2,515.00	\$ 2,515.00	9/23/11	SAN FRANCISCO	CA	94102
333	1560	\$ 6,376.00	\$ 2,178.00	7/5/11	SAN JOSE	CA	95111
334	1566	\$ 2,737.00	\$ 2,737.00	6/21/11	SAN JOSE	CA	95113
335	1567	\$ 16,000.00	\$ 2,751.00	7/26/11	SAN JOSE	CA	95122
336	1571	\$ 11,000.00	\$ 2,707.00	7/14/11	MORGAN HILL	CA	95037
337	1573	\$ 2,707.00	\$ 2,707.00	7/5/11	SAN JOSE	CA	95121
338	1574	\$ 2,707.00	\$ 2,707.00	6/27/11	MORGAN HILL	CA	95037
339	1575	\$ 2,707.00	\$ 2,707.00	6/27/11	MORGAN HILL	CA	95037
340	1577	\$ 2,707.00	\$ 2,707.00	6/24/11	SAN JOSE	CA	95122
341	1579	\$ 2,743.00	\$ 2,743.00	6/24/11	SAN JOSE	CA	95133
342	1581	\$ 14,000.00	\$ 2,707.00	7/5/11	SAN JOSE	CA	95121
343	1585	\$ 10,000.00	\$ 2,718.00	8/2/11	SAN JOSE	CA	95122
344	1586	\$ 2,707.00	\$ 2,707.00	6/30/11	SAN JOSE	CA	95118
345	1588	\$ 2,682.00	\$ 2,682.00	9/23/11	SAN JOSE	CA	95133
346	1592	\$ 7,063.00	\$ 2,707.00	7/11/11	SAN JOSE	CA	95117
347	1593	\$ 7,063.00	\$ 2,707.00	7/11/11	SAN JOSE	CA	95117
348	1603	\$ 7,263.00	\$ 2,682.00	8/3/11	SAN JOSE	CA	95148
349	1604	\$ 5,000.00	\$ 5,000.00	8/18/11	SANTA CLARA	CA	95050
350	1605	\$ 5,000.00	\$ 5,000.00	8/18/11	SANTA CLARA	CA	95050
351	1612	\$ 8,500.00	\$ 2,707.00	7/20/11	SAN JOSE	CA	95131
352	1625	\$ 14,000.00	\$ 2,743.00	9/12/11	SAN JOSE	CA	95121
353	1629	\$ 2,707.00	\$ 2,707.00	6/23/11	SUNNYVALE	CA	94089
354	1630	\$ 2,707.00	\$ 2,707.00	6/23/11	SUNNYVALE	CA	94089
355	1638	\$ 10,000.00	\$ 2,758.00	7/29/11	SAN JOSE	CA	95131
356	1644	\$ 2,758.00	\$ 2,758.00	7/19/11	CONCORD	CA	94521
357	1645	\$ 2,758.00	\$ 2,758.00	7/19/11	CONCORD	CA	94521
358	1647	\$ 2,806.00	\$ 2,806.00	8/4/11	Santa Clara	CA	95054
359	1648	\$ 2,758.00	\$ 2,758.00	10/3/11	SAN JOSE	CA	95121
360	1649	\$ 2,758.00	\$ 2,758.00	10/3/11	SAN JOSE	CA	95121
361	1653	\$ 2,758.00	\$ 2,758.00	8/24/11	SAN JOSE	CA	95121
362	1660	\$ 2,733.00	\$ 2,733.00	7/12/11	FAIRFIELD	CA	94534
363	1663	\$ 2,783.00	\$ 2,783.00	9/12/11	MILPITAS	CA	95035
364	1667	\$ 2,844.00	\$ 2,844.00	6/23/11	MILPITAS	CA	95135
365	1676	\$ 2,758.00	\$ 2,758.00	7/8/11	SAN FRANCISCO	CA	94117
366	1681	\$ 12,000.00	\$ 2,758.00	7/26/11	SAN JOSE	CA	95124
367	1682	\$ 7,733.00	\$ 7,733.00	7/21/11	SAN JOSE	CA	95138
368	1692	\$ 7,366.00	\$ 2,854.00	8/30/11	SAN JOSE	CA	95122
369	1695	\$ 2,829.00	\$ 2,829.00	8/18/11	SAN JOSE	CA	95122
370	1698	\$ 2,818.00	\$ 2,818.00	7/7/11	MILPITAS	CA	95035
371	1699	\$ 20,000.00	\$ 2,854.00	8/18/11	SAN JOSE	CA	95132
372	1700	\$ 20,000.00	\$ 2,854.00	8/18/11	SAN JOSE	CA	95132

CMAA Claims Register

	A	B	C	D	E	F	G
1	Member Number	AMOUNT CLAIMED	AMOUNT ALLOWED	Claim Receipt Date	City	State	Zip
373	1701	\$ 2,818.00	\$ 2,818.00	6/27/11	SAN JOSE	CA	95121
374	1702	\$ 5,870.00	\$ 5,870.00	9/15/11	SAN JOSE	CA	95122
375	1706	\$ 2,804.00	\$ 2,804.00	8/3/11	LAS VEGAS	NV	89147
376	1719	\$ 2,381.00	\$ 2,381.00	8/18/11	SAN JOSE	CA	95127
377	1722	\$ 2,818.00	\$ 2,818.00	7/13/11	SAN JOSE	CA	95121
378	1727	\$ 2,896.00	\$ 2,896.00	8/15/11	DANVILLE	CA	94506
379	1728	\$ 8,000.00	\$ 2,818.00	7/20/11	SAN JOSE	CA	95122
380	1731	\$ 14,040.00	\$ 2,854.00	7/1/11	FRESNO	CA	93727
381	1734	\$ 2,768.00	\$ 2,768.00	8/18/11	SAN JOSE	CA	95116
382	1737	\$ 2,818.00	\$ 2,818.00	9/23/11	WEST SACRAMENTO	CA	95691
383	1738	\$ 6,459.00	\$ 6,459.00	9/23/11	FREMONT	CA	94539
384	1739	\$ 6,000.00	\$ 2,818.00	6/29/11	MILPITAS	CA	95035
385	1751	\$ 2,818.00	\$ 2,818.00	7/27/11	SUNNYVALE	CA	94086
386	1754	\$ 2,806.00	\$ 2,806.00	6/29/11	SAN JOSE	CA	95111
387	1755	\$ 15,000.00	\$ 2,806.00	8/18/11	Alameda	CA	94501
388	1757	\$ 4,430.00	\$ 4,430.00	6/27/11	SUISUN CITY	CA	94585
389	1760	\$ 2,878.00	\$ 2,878.00	6/23/11	SAN JOSE	CA	95131
390	1762	\$ 2,818.00	\$ 2,818.00	6/24/11	SAN JOSE	CA	95132
391	1763	\$ 2,818.00	\$ 2,818.00	6/24/11	SAN JOSE	CA	95132
392	1768	\$ 2,742.00	\$ 2,742.00	9/12/11	SAN JOSE	CA	95121
393	1770	\$ 6,300.00	\$ 2,981.00	6/23/11	SANTA CLARA	CA	95051
394	1775	\$ 2,867.00	\$ 2,867.00	6/21/11	SAN JOSE	CA	95123
395	1776	\$ 7,031.00	\$ 7,031.00	9/15/11	SAN JOSE	CA	95116
396	1777	\$ 7,031.00	\$ 7,031.00	9/15/12	SAN JOSE	CA	95116
397	1781	\$ 3,797.00	\$ 3,797.00	7/15/11	SAN JOSE	CA	95127
398	1782	\$ 6,657.00	\$ 2,356.00	9/22/11	SAFETY HARBOR	FL	34695
399	1783	\$ 6,657.00	\$ 2,356.00	9/22/11	SAFETY HARBOR	FL	34695
400	1784	\$ 2,892.00	\$ 2,892.00	9/23/11	VALLEY VILLAGE	CA	91607
401	1785	\$ 2,892.00	\$ 2,892.00	9/23/11	VALLEY VILLAGE	CA	91607
402	1786	\$ 2,856.00	\$ 2,856.00	9/12/11	SAN JOSE	CA	95111
403	1787	\$ 2,856.00	\$ 2,856.00	9/12/11	SAN JOSE	CA	95111
404	1790	\$ 10,000.00	\$ 2,881.00	7/27/11	San Jose	CA	95121
405	1791	\$ 8,000.00	\$ 2,881.00	8/18/11	MILPITAS	CA	95035
406	1794	\$ 2,965.00	\$ 2,965.00	7/27/11	SAN JOSE	CA	95136
407	1795	\$ 2,965.00	\$ 2,965.00	7/27/11	SAN JOSE	CA	95136
408	1798	\$ 13,975.00	\$ 2,917.00	7/1/11	FRESNO	CA	93727
409	1802	\$ 8,700.00	\$ 2,931.00	6/29/11	SAN JOSE	CA	95116
410	1803	\$ 8,700.00	\$ 2,931.00	6/29/11	SAN JOSE	CA	95116
411	1808	\$ 2,881.00	\$ 2,881.00	6/21/11	SAN JOSE	CA	95121
412	1822	\$ 16,000.00	\$ 2,929.00	7/13/11	SAN JOSE	CA	95148
413	1823	\$ 2,417.00	\$ 2,417.00	6/20/11	SAN JOSE	CA	95148
414	1834	\$ 2,929.00	\$ 2,929.00	8/25/11	UNION CITY	CA	94587
415	1842	\$ 2,904.00	\$ 2,904.00	9/30/11	SAN FRANCISCO	CA	94134
416	1843	\$ 2,977.00	\$ 2,977.00	9/23/11	SAN JOSE	CA	95133
417	1851	\$ 2,979.00	\$ 2,979.00	8/2/11	San Jose	CA	95138
418	1853	\$ 2,929.00	\$ 2,929.00	8/25/11	SUNNYVALE	CA	94089
419	1858	\$ 2,950.00	\$ 2,950.00	9/7/11	SAN JOSE	CA	95133
420	1859	\$ 3,039.00	\$ 3,039.00	8/12/11	Mountain View	CA	94041
421	1860	\$ 3,025.00	\$ 3,025.00	6/21/11	SAN JOSE	CA	95122
422	1862	\$ 2,941.00	\$ 2,941.00	7/1/11	SAN JOSE	CA	95121
423	1863	\$ 3,025.00	\$ 3,025.00	7/12/11	SAN JOSE	CA	95127
424	1871	\$ 7,154.00	\$ 7,154.00	7/6/11	SAN JOSE	CA	95132
425	1874	\$ 8,700.00	\$ 3,014.00	6/29/11	SAN JOSE	CA	95125

CMAA Claims Register

	A	B	C	D	E	F	G
1	Member Number	AMOUNT CLAIMED	AMOUNT ALLOWED	Claim Receipt Date	City	State	Zip
426	1878	\$ 2,989.00	\$ 2,989.00	7/8/11	MILPITAS	CA	95035
427	1880	\$ 2,941.00	\$ 2,941.00	7/26/11	LOS GATOS	CA	95032
428	1886	\$ 2,989.00	\$ 2,989.00	7/11/11	SAN JOSE	CA	95132
429	1887	\$ 3,037.00	\$ 3,037.00	8/29/11	SAN JOSE	CA	95148
430	1893	\$ 2,989.00	\$ 2,989.00	6/29/11	OAKLAND	CA	94606
431	1894	\$ 2,963.00	\$ 2,963.00	7/15/11	OAKLAND	CA	94619
432	1902	\$ 10,000.00	\$ 2,491.00	9/23/11	SAN JOSE	CA	95133
433	1903	\$ 10,000.00	\$ 2,491.00	9/23/11	SAN JOSE	CA	95133
434	1910	\$ 2,989.00	\$ 2,989.00	7/19/11	SAN JOSE	CA	95127
435	1911	\$ 2,989.00	\$ 2,989.00	8/5/11	MILPITAS	CA	95035
436	1918	\$ 2,989.00	\$ 2,989.00	8/26/11	SANTA CLARA	CA	95050
437	1919	\$ 2,989.00	\$ 2,989.00	8/29/11	SUNNYVALE	CA	94089
438	1920	\$ 3,037.00	\$ 3,037.00	7/5/11	SAN JOSE	CA	95132
439	1921	\$ 3,052.00	\$ 3,052.00	6/27/11	SAN JOSE	CA	95122
440	1923	None Stated	\$ 2,927.00	12/5/11	SAN JOSE	CA	95121
441	1924	\$ 3,052.00	\$ 3,052.00	6/27/11	SAN RAMON	CA	94582
442	1928	\$ 3,004.00	\$ 3,004.00	9/30/11	SAN JOSE	CA	95148
443	1929	\$ 3,027.00	\$ 3,027.00	6/27/11	MOUNTAIN VIEW	CA	94041
444	1937	\$ 3,052.00	\$ 3,052.00	6/21/11	SAN FRANCISCO	CA	94134
445	1940	\$ 15,000.00	\$ 4,254.00	7/29/11	SANJOSE	CA	95133
446	1941	\$ 3,052.00	\$ 3,052.00	7/5/11	SAN JOSE	CA	95157
447	1942	\$ 3,052.00	\$ 3,052.00	7/5/11	SAN JOSE	CA	95157
448	1944	\$ 2,990.00	\$ 2,990.00	6/23/11	DAKLEY	CA	94561
449	1947	\$ 3,027.00	\$ 3,027.00	9/23/11	FREMONT	CA	94539
450	1949	\$ 3,052.00	\$ 3,052.00	7/5/11	CLACKAMAS	OR	97015
451	1955	\$ 3,052.00	\$ 3,052.00	7/27/11	SAN JOSE	CA	95116
452	1956	\$ 3,052.00	\$ 3,052.00	7/27/11	SAN JOSE	CA	95116
453	1960	\$ 3,088.00	\$ 3,088.00	8/23/11	SAN JOSE	CA	95132
454	1965	\$ 8,754.00	\$ 3,100.00	6/30/11	SAN JOSE	CA	95136
455	1971	\$ 7,840.00	\$ 7,840.00	7/13/11	SAN JOSE	CA	95121
456	1972	\$ 3,027.00	\$ 3,027.00	8/9/11	SAN JOSE	CA	95148
457	1973	\$ 3,052.00	\$ 3,052.00	9/23/11	WEST SACRAMENTO	CA	95691
458	1975	\$ 3,052.00	\$ 3,052.00	6/27/11	SAN JOSE	CA	95122
459	1976	\$ 7,850.00	\$ 3,052.00	7/6/11	SAN JOSE	CA	95132
460	1977	\$ 7,850.00	\$ 3,052.00	7/6/11	SAN JOSE	CA	95132
461	1985	None Stated	\$ 3,100.00	7/1/11	ALOHA	OR	97006
462	1987	\$ 6,000.00	\$ 6,000.00	7/8/11	SAN JOSE	CA	95132
463	1989	\$ 3,160.00	\$ 3,160.00	7/25/11	SAN JOSE	CA	95122
464	1991	\$ 7,099.00	\$ 3,100.00	7/28/11	HAYWARD	CA	94545
465	1998	\$ 9,500.00	\$ 3,100.00	6/30/11	San Jose	CA	95132
466	1999	\$ 3,100.00	\$ 3,100.00	6/29/11	SAN JOSE	CA	95148
467	2001	\$ 3,136.00	\$ 3,136.00	7/1/11	San Jose	CA	95121
468	2005	\$ 3,100.00	\$ 3,100.00	6/30/11	SAN JOSE	CA	95121
469	2006	\$ 3,161.00	\$ 3,161.00	7/13/11	SAN JOSE	CA	95148
470	2013	\$ 3,125.00	\$ 3,125.00	9/15/11	SAN JOSE	CA	95127
471	2016	\$ 2,577.00	\$ 2,577.00	6/23/11	SAN JOSE	CA	95111
472	2019	\$ 9,900.00	\$ 3,100.00	6/20/11	SAN JOSE	CA	95130
473	2025	\$ 3,100.00	\$ 3,100.00	7/5/11	San Jose	CA	95126
474	2030	\$ 3,199.00	\$ 3,199.00	7/15/11	SAN JOSE	CA	95121
475	2032	\$ 3,205.00	\$ 3,205.00	6/23/11	SAN FRANCISCO	CA	94102
476	2034	\$ 3,186.00	\$ 3,186.00	7/20/11	MILPITAS	CA	95035
477	2035	\$ 3,186.00	\$ 3,186.00	7/20/11	MILPITAS	CA	95035
478	2036	\$ 3,163.00	\$ 3,163.00	8/18/11	SAN JOSE	CA	95111

CMAA Claims Register

	A	B	C	D	E	F	G
1	Member Number	AMOUNT CLAIMED	AMOUNT ALLOWED	Claim Receipt Date	City	State	Zip
479	2038	\$ 8,700.00	\$ 3,188.00	6/28/11	SAN JOSE	CA	95125
480	2040	\$ 3,163.00	\$ 3,163.00	8/31/11	San Jose	CA	95131
481	2042	\$ 3,163.00	\$ 3,163.00	7/29/11	SAN JOSE	CA	95132
482	2045	\$ 3,163.00	\$ 3,163.00	6/27/11	SAN JOSE	CA	95122
483	2048	\$ 3,163.00	\$ 3,163.00	9/23/11	SAN JOSE	CA	95148
484	2050	\$ 6,025.71	\$ 6,025.71	9/23/11	LOS ALTOS	CA	94024
485	2055	\$ 3,213.00	\$ 3,213.00	8/2/11	SAN FRANCISCO	CA	94134
486	2059	\$ 3,199.00	\$ 3,199.00	6/30/11	SACRAMENTO	CA	95820
487	2060	\$ 3,163.00	\$ 3,163.00	6/29/11	SAN JOSE	CA	95135
488	2062	\$ 3,163.00	\$ 3,163.00	6/22/11	SAN JOSE	CA	95121
489	2063	\$ 3,163.00	\$ 3,163.00	6/22/11	SAN JOSE	CA	95121
490	2065	\$ 3,049.00	\$ 3,049.00	7/13/11	SAN JOSE	CA	95148
491	2069	\$ 3,217.00	\$ 3,217.00	6/22/11	SAN JOSE	CA	95122
492	2078	\$ 10,000.00	\$ 3,192.00	7/1/11	SAN JOSE	CA	95111
493	2079	\$ 7,706.00	\$ 7,706.00	7/25/11	SAN JOSE	CA	95116
494	2081	\$ 2,729.00	\$ 2,729.00	9/6/11	SAN JOSE	CA	95121
495	2084	\$ 3,253.00	\$ 3,253.00	7/18/11	SAN JOSE	CA	95121
496	2089	\$ 3,217.00	\$ 3,217.00	7/7/11	MILPITAS	CA	95035
497	2091	\$ 6,265.00	\$ 3,217.00	8/18/11	MILPITAS	CA	95035
498	2096	\$ 3,277.00	\$ 3,277.00	8/15/11	SAN JOSE	CA	95133
499	2109	\$ 3,217.00	\$ 3,217.00	7/19/11	SAN FRANCISCO	CA	94124
500	2111	\$ 3,242.00	\$ 3,242.00	6/20/11	PINOLE	CA	94564
501	2115	\$ 57,600.00	\$ 3,228.00	6/21/11	OAKLAND	CA	94606
502	2117	\$ 3,217.00	\$ 3,217.00	8/19/11	SAN JOSE	CA	95132
503	2122	\$ 3,217.00	\$ 3,217.00	6/23/11	SAN JOSE	CA	95148
504	2123	\$ 3,217.00	\$ 3,217.00	8/18/11	SAN JOSE	CA	95148
505	2125	\$ 4,566.56	\$ 4,566.56	8/25/11	FREMONT	CA	94555
506	2130	\$ 3,330.00	\$ 3,330.00	7/21/11	SAN JOSE	CA	95131
507	2131	\$ 5,296.00	\$ 5,296.00	9/23/11	SAN JOSE	CA	95132
508	2132	\$ 5,296.00	\$ 5,296.00	9/23/11	SAN JOSE	CA	95132
509	2133	\$ 3,316.00	\$ 3,316.00	6/21/11	SAN JOSE	CA	95122
510	2136	\$ 3,280.00	\$ 3,280.00	6/22/11	SAN JOSE	CA	95131
511	2140	\$ 3,280.00	\$ 3,280.00	6/23/11	SUNNYVALE	CA	94089
512	2144	\$ 3,280.00	\$ 3,280.00	7/5/11	MILPITAS	CA	95035
513	2146	\$ 3,232.00	\$ 3,232.00	6/30/11	ELK GROVE	CA	95624
514	2152	\$ 17,000.00	\$ 3,280.00	9/15/11	SAN JOSE	CA	95132
515	2153	\$ 9,500.00	\$ 7,000.00	9/30/11	SAN JOSE	CA	95132
516	2154	\$ 12,435.00	\$ 3,232.00	9/23/11	Milpitas	CA	95035
517	2157	\$ 5,000.00	\$ 5,000.00	9/15/11	SAN JOSE	CA	95133
518	2161	\$ 3,340.00	\$ 3,340.00	6/29/11	SAN JOSE	CA	95131
519	2165	\$ 7,440.00	\$ 3,428.00	6/30/11	SAN JOSE	CA	95135
520	2166	\$ 7,644.00	\$ 3,330.00	6/27/11	SAN JOSE	CA	95116
521	2168	\$ 10,800.00	\$ 3,280.00	7/6/11	OAKLAND	CA	94606
522	2169	\$ 3,180.00	\$ 3,180.00	6/23/11	EL MONTE	CA	91732
523	2178	\$ 5,000.00	\$ 3,322.00	9/27/11	Santa Clara	CA	95051
524	2183	\$ 9,175.50	\$ 3,280.00	7/28/11	SAN JOSE	CA	95133
525	2186	\$ 3,322.00	\$ 3,322.00	9/15/11	San Jose	CA	95121
526	2187	\$ 3,322.00	\$ 3,322.00	9/30/11	HUNTINGTON BEACH	CA	92646
527	2189	\$ 12,000.00	\$ 3,322.00	9/23/11	OAKLAND	CA	94606
528	2193	\$ 3,322.00	\$ 3,322.00	7/7/11	SAN JOSE	CA	95111
529	2196	\$ 2,897.00	\$ 2,897.00	7/29/11	SAN JOSE	CA	95133
530	2197	\$ 3,322.00	\$ 3,322.00	6/22/11	SAN JOSE	CA	95111
531	2198	\$ 3,463.00	\$ 3,463.00	6/27/11	SAN JOSE	CA	95134

CMAA Claims Register

	A	B	C	D	E	F	G
1	Member Number	AMOUNT CLAIMED	AMOUNT ALLOWED	Claim Receipt Date	City	State	Zip
532	2205	\$ 3,322.00	\$ 3,322.00	5/30/12	SAN JOSE	CA	95121
533	2211	\$ 3,322.00	\$ 3,322.00	8/18/11	SAN JOSE	CA	95148
534	2212	\$ 3,322.00	\$ 3,322.00	8/18/11	SAN JOSE	CA	95148
535	2224	\$ 3,322.00	\$ 3,322.00	6/30/11	VANCOUVER	WA	98683
536	2226	\$ 3,351.00	\$ 3,351.00	7/5/11	SAN JOSE	CA	95127
537	2227	\$ 3,351.00	\$ 3,351.00	7/5/11	SAN JOSE	CA	95127
538	2233	\$ 12,570.00	\$ 3,358.00	6/29/11	SAN JOSE	CA	95131
539	2234	\$ 6,971.00	\$ 3,297.00	6/29/11	FREMONT	CA	94539
540	2239	\$ 9,426.00	\$ 3,376.00	9/23/11	SAN JOSE	CA	95121
541	2240	\$ 3,322.00	\$ 3,322.00	7/1/11	SAN JOSE	CA	95148
542	2253	\$ 2,828.00	\$ 2,828.00	7/15/11	SAN JOSE	CA	95111
543	2255	\$ 15,180.00	\$ 3,401.00	9/30/11	SAN JOSE	CA	95133
544	2256	\$ 3,376.00	\$ 3,376.00	7/15/11	SAN JOSE	CA	95122
545	2257	\$ 3,376.00	\$ 3,376.00	7/15/11	SAN JOSE	CA	95122
546	2263	\$ 3,679.00	\$ 3,679.00	8/19/11	SAN JOSE	CA	95121
547	2266	\$ 3,412.00	\$ 3,412.00	6/27/11	SAN JOSE	CA	95131
548	2271	\$ 3,376.00	\$ 3,376.00	6/24/11	SAN JOSE	CA	95121
549	2280	\$ 10,000.00	\$ 3,114.00	7/18/11	SACRAMENTO	CA	95829
550	2281	\$ 3,399.00	\$ 3,399.00	6/23/11	SAN JOSE	CA	95132
551	2282	\$ 3,399.00	\$ 3,399.00	6/23/11	SAN JOSE	CA	95132
552	2292	\$ 2,823.00	\$ 2,823.00	7/6/11	SAN JOSE	CA	95121
553	2293	\$ 2,823.00	\$ 2,823.00	7/6/11	SAN JOSE	CA	95121
554	2294	\$ 3,387.00	\$ 3,387.00	6/24/11	SAN JOSE	CA	95131
555	2298	\$ 9,425.00	\$ 3,351.00	8/18/11	UNION CITY	CA	94587
556	2300	\$ 3,351.00	\$ 3,351.00	6/29/11	SAN JOSE	CA	95133
557	2301	\$ 3,376.00	\$ 3,376.00	8/4/11	San Jose	CA	95132
558	2309	\$ 3,376.00	\$ 3,376.00	8/1/11	SAN JOSE	CA	95138
559	2311	\$ 3,403.00	\$ 3,403.00	8/29/11	SAN JOSE	CA	95148
560	2317	\$ 3,378.00	\$ 3,378.00	9/23/11	MILPITAS	CA	95035
561	2321	\$ 3,428.00	\$ 3,428.00	6/23/11	SAN JOSE	CA	95131
562	2322	\$ 3,428.00	\$ 3,428.00	6/23/11	SAN JOSE	CA	95131
563	2325	\$ 3,414.00	\$ 3,414.00	7/18/11	SAN JOSE	CA	95132
564	2326	\$ 3,414.00	\$ 3,414.00	7/18/11	SAN JOSE	CA	95132
565	2332	\$ 8,924.00	\$ 2,878.00	7/15/11	SAN JOSE	CA	95123
566	2336	\$ 3,403.00	\$ 3,403.00	6/29/11	SANTA CLARA	CA	95050
567	2337	\$ 3,403.00	\$ 3,403.00	6/29/11	SANTA CLARA	CA	95050
568	2340	\$ 3,403.00	\$ 3,403.00	6/22/11	SAN JOSE	CA	95148
569	2346	\$ 3,439.00	\$ 3,439.00	7/20/11	SAN JOSE	CA	95133
570	2347	\$ 3,439.00	\$ 3,439.00	7/19/11	SAN JOSE	CA	95133
571	2348	\$ 3,403.00	\$ 3,403.00	7/1/11	SAN JOSE	CA	95135
572	2352	\$ 9,812.00	\$ 6,172.00	8/10/11	SAN JOSE	CA	95148
573	2353	\$ 3,403.00	\$ 3,403.00	8/22/11	SAN JOSE	CA	95121
574	2354	\$ 5,300.00	\$ 5,300.00	9/12/11	SAN JOSE	CA	95111
575	2355	\$ 7,644.00	\$ 3,378.00	6/21/11	SAN JOSE	CA	95135
576	2356	\$ 3,403.00	\$ 3,403.00	9/7/11	SAN RAMON	CA	94583
577	2359	\$ 7,027.00	\$ 3,439.00	8/5/11	SAN JOSE	CA	95132
578	2360	\$ 3,523.00	\$ 3,523.00	6/23/11	MILPITAS	CA	95035
579	2373	\$ 3,487.00	\$ 3,487.00	6/27/11	OAKLAND	CA	94606
580	2374	\$ 8,000.00	\$ 3,487.00	7/5/11	SACRAMENTO	CA	95829
581	2376	\$ 3,523.00	\$ 3,523.00	9/13/11	OAKLAND	CA	94604
582	2378	\$ 3,548.00	\$ 3,548.00	9/13/11	OAKLAND	CA	94604
583	2384	\$ 7,595.00	\$ 7,595.00	8/11/11	SANTA CLARA	CA	95051
584	2385	\$ 7,644.00	\$ 7,644.00	8/11/11	SANTA CLARA	CA	95051

CMAA Claims Register

	A	B	C	D	E	F	G
1	Member Number	AMOUNT CLAIMED	AMOUNT ALLOWED	Claim Receipt Date	City	State	Zip
585	2389	\$ 2,866.00	\$ 2,866.00	7/12/11	San Jose	CA	95122
586	2399	\$ 3,487.00	\$ 3,487.00	6/23/11	SAN JOSE	CA	95148
587	2400	\$ 10,000.00	\$ 3,478.00	7/19/11	SALINAS	CA	93906
588	2404	\$ 7,517.00	\$ 7,517.00	9/23/11	MILPITAS	CA	95035
589	2405	\$ 3,462.00	\$ 3,462.00	8/5/11	SAN JOSE	CA	95121
590	2407	\$ 11,400.00	\$ 3,562.00	7/19/11	SAN MATEO	CA	94403
591	2422	\$ 3,487.00	\$ 3,487.00	6/22/11	SAN JOSE	CA	95133
592	2428	\$ 8,000.00	\$ 3,500.00	9/22/11	SAN JOSE	CA	95132
593	2433	\$ 3,550.00	\$ 3,550.00	7/11/11	SAN JOSE	CA	95121
594	2435	\$ 3,550.00	\$ 3,550.00	6/22/11	San Jose CA 95111	CA	95111
595	2442	\$ 8,610.00	\$ 3,550.00	6/29/11	SAN JOSE	CA	95133
596	2443	\$ 8,610.00	\$ 3,550.00	6/29/11	SAN JOSE	CA	95133
597	2444	\$ 3,511.00	\$ 3,511.00	10/4/11	SAN JOSE	CA	95128
598	2446	\$ 3,525.00	\$ 3,525.00	7/25/11	SAN JOSE	CA	95126
599	2447	\$ 3,550.00	\$ 3,550.00	6/22/11	WACO	TX	76712
600	2450	\$ 3,610.00	\$ 3,610.00	7/15/11	OAKLAND	CA	94606
601	2451	\$ 3,550.00	\$ 3,550.00	7/18/11	SAN JOSE	CA	95148
602	2456	\$ 6,461.00	\$ 6,461.00	6/22/11	SAN JOSE	CA	95112
603	2458	\$ 7,492.00	\$ 3,536.00	7/21/11	SAN JOSE	CA	95123
604	2466	\$ 3,550.00	\$ 3,550.00	7/25/11	Milpitas	CA	95035
605	2467	\$ 3,460.00	\$ 3,460.00	8/31/11	San Jose	CA	95148
606	2468	\$ 3,550.00	\$ 3,550.00	9/23/11	SACRAMENTA	CA	95828
607	2471	\$ 15,408.00	\$ 3,550.00	6/23/11	MILPITAS	CA	95035
608	2472	\$ 15,408.00	\$ 3,550.00	6/23/11	MILPITAS	CA	95035
609	2485	\$ 3,550.00	\$ 3,550.00	6/21/11	SAN JOSE	CA	95119
610	2489	\$ 7,688.00	\$ 3,585.00	10/4/11	SAN JOSE	CA	95148
611	2491	\$ 3,550.00	\$ 3,550.00	7/14/11	SAN JOSE	CA	95121
612	2492	\$ 3,612.00	\$ 3,612.00	6/29/11	MARINA	CA	93933
613	2496	\$ 3,575.00	\$ 3,575.00	8/18/11	MILPITAS	CA	95035
614	2497	\$ 7,247.00	\$ 3,550.00	7/25/11	SAN JOSE	CA	95121
615	2502	\$ 3,603.00	\$ 3,603.00	8/1/11	SAN JOSE	CA	95148
616	2513	\$ 3,628.00	\$ 3,628.00	6/21/11	OAKLAND	CA	94606
617	2515	\$ 3,628.00	\$ 3,628.00	6/21/11	SAN JOSE	CA	95127
618	2527	\$ 7,262.00	\$ 3,628.00	8/1/11	SAN JOSE	CA	95111
619	2536	\$ 3,722.00	\$ 3,722.00	8/18/11	SUNNYVALE	CA	94087
620	2539	\$ 3,697.00	\$ 3,697.00	6/21/11	SAN JOSE	CA	95117
621	2540	\$ 12,600.00	\$ 3,733.00	8/25/11	SAN JOSE	CA	95122
622	2541	\$ 12,600.00	\$ 3,733.00	8/25/11	SAN JOSE	CA	95122
623	2551	\$ 3,722.00	\$ 3,722.00	8/31/11	SAN JOSE	CA	95112
624	2559	\$ 3,672.00	\$ 3,672.00	8/12/11	SAN JOSE	CA	95148
625	2564	\$ 3,500.00	\$ 3,500.00	6/24/11	SAN JOSE	CA	95131
626	2573	\$ 3,697.00	\$ 3,697.00	6/30/11	PACHECO	CA	94553
627	2576	\$ 3,697.00	\$ 3,697.00	6/29/11	SAN DIEGO	CA	92128
628	2578	\$ 9,525.00	\$ 5,543.00	8/8/11	MILPITAS	CA	95035
629	2581	\$ 8,000.00	\$ 3,697.00	7/1/11	SACRAMENTO	CA	95824
630	2583	\$ 3,722.00	\$ 3,722.00	7/15/11	SACRAMENTO	CA	95823
631	2584	\$ 3,697.00	\$ 3,697.00	7/15/11	SACRAMENTO	CA	95823
632	2586	\$ 3,735.00	\$ 3,735.00	7/15/11	SACRAMENTO	CA	95828
633	2587	\$ 3,699.00	\$ 3,699.00	7/1/11	SACRAMENTO	CA	95828
634	2588	\$ 3,699.00	\$ 3,699.00	7/1/11	SACRAMENTO	CA	95828
635	2589	\$ 3,708.00	\$ 3,708.00	8/1/11	SAN JOSE	CA	95132
636	2590	\$ 7,218.00	\$ 3,697.00	8/18/11	SAN JOSE	CA	95127
637	2591	\$ 7,218.00	\$ 3,697.00	8/18/11	SAN JOSE	CA	95127

CMAA Claims Register

	A	B	C	D	E	F	G
1	Member Number	AMOUNT CLAIMED	AMOUNT ALLOWED	Claim Receipt Date	City	State	Zip
638	2600	\$ 3,697.00	\$ 3,697.00	6/21/11	SACRAMENTO	CA	95824
639	2607	\$ 8,000.00	\$ 3,757.00	7/1/11	SACRAMENTO	CA	95824
640	2609	\$ 8,395.00	\$ 3,818.00	8/2/11	SAN JOSE	CA	95121
641	2611	\$ 3,757.00	\$ 3,757.00	6/24/11	SAN JOSE	CA	95111
642	2612	\$ 3,757.00	\$ 3,757.00	6/24/11	SAN JOSE	CA	95111
643	2613	\$ 3,897.00	\$ 3,897.00	7/14/11	SAN JOSE	CA	95121
644	2614	\$ 3,897.00	\$ 3,897.00	7/14/11	SAN JOSE	CA	95121
645	2625	\$ 3,709.00	\$ 3,709.00	9/7/11	SAN JOSE	CA	95132
646	2626	\$ 3,709.00	\$ 3,709.00	9/7/11	SAN JOSE	CA	95132
647	2628	\$ 3,757.00	\$ 3,757.00	6/21/11	SAN JOSE	CA	95122
648	2629	\$ 3,757.00	\$ 3,757.00	6/21/11	SAN JOSE	CA	95122
649	2630	\$ 3,757.00	\$ 3,757.00	7/25/11	SAN JOSE	CA	95132
650	2635	\$ 8,275.00	\$ 8,275.00	9/23/11	SAN JOSE	CA	95127
651	2636	\$ 7,661.00	\$ 7,661.00	7/13/11	FREMONT	CA	94538
652	2638	\$ 3,757.00	\$ 3,757.00	6/27/11	SAN JOSE	CA	95111
653	2652	\$ 15,000.00	\$ 3,732.00	8/12/11	CUPERTINO	CA	95014
654	2660	\$ 3,757.00	\$ 3,757.00	6/24/11	OAKLAND	CA	94602
655	2669	\$ 3,732.00	\$ 3,732.00	8/9/11	SAN JOSE	CA	95148
656	2677	\$ 3,709.00	\$ 3,709.00	7/21/11	SAN FRANCISCO	CA	94124
657	2680	\$ 3,826.00	\$ 3,826.00	9/6/11	Alameda	CA	94501
658	2681	\$ 9,800.00	\$ 3,887.00	7/6/11	OAKLAND	CA	94606
659	2682	\$ 11,394.00	\$ 3,301.00	6/29/11	SAN JOSE	CA	95111
660	2687	\$ 3,862.00	\$ 3,862.00	9/6/11	SAN JOSE	CA	95135
661	2688	\$ 3,860.00	\$ 3,860.00	9/6/11	SANTA CLARA	CA	95054
662	2699	\$ 3,826.00	\$ 3,826.00	6/24/11	SAN FRANCISCO	CA	94116
663	2700	\$ 3,826.00	\$ 3,826.00	7/7/11	OAKLAND	CA	94602
664	2703	\$ 7,300.00	\$ 3,851.00	7/18/11	SANTA CLARA	CA	95054
665	2711	\$ 3,862.00	\$ 3,862.00	8/18/11	SAN JOSE	CA	95113
666	2714	\$ 3,862.00	\$ 3,862.00	6/24/11	SAN JOSE	CA	95116
667	2726	\$ 3,851.00	\$ 3,851.00	6/29/11	SAN JOSE	CA	95125
668	2731	\$ 3,837.00	\$ 3,837.00	8/23/11	SAN JOSE	CA	95133
669	2734	\$ 6,897.00	\$ 3,826.00	6/22/11	SAN JOSE	CA	95122
670	2735	\$ 6,897.00	\$ 3,826.00	6/22/11	SAN JOSE	CA	95122
671	2736	\$ 9,000.00	\$ 3,862.00	8/25/11	SAN JOSE	CA	95111
672	2737	\$ 9,000.00	\$ 3,862.00	8/25/11	SAN JOSE	CA	95111
673	2742	\$ 9,481.00	\$ 3,801.00	9/23/11	BERKERLEY	CA	94704
674	2743	\$ 3,910.00	\$ 3,910.00	8/5/11	SAN JOSE	CA	95133
675	2751	\$ 3,874.00	\$ 3,874.00	7/12/11	SAN JOSE	CA	95135
676	2755	\$ 3,824.00	\$ 3,824.00	6/21/11	SAN FRANCISCO	CA	94127
677	2756	\$ 3,824.00	\$ 3,824.00	6/21/11	SAN FRANCISCO	CA	94127
678	2760	\$ 3,874.00	\$ 3,874.00	7/1/11	SAN JOSE	CA	95116
679	2762	\$ 6,456.00	\$ 6,456.00	9/12/11	ALAMEDA	CA	94501
680	2763	\$ 3,826.00	\$ 3,826.00	7/5/11	MODESTO	CA	95350
681	2765	\$ 3,935.00	\$ 3,935.00	6/21/11	SAN JOSE	CA	95122
682	2767	\$ 3,934.00	\$ 3,934.00	7/6/11	SAN JOSE	CA	95111
683	2768	\$ 15,000.00	\$ 3,934.00	8/2/11	San Jose	CA	95121
684	2769	\$ 12,000.00	\$ 3,899.00	6/30/11	SANTA CLARA	CA	95051
685	2782	\$ 3,874.00	\$ 3,874.00	6/21/11	MILPITAS	CA	95035
686	2784	\$ 7,475.00	\$ 7,475.00	8/19/11	SAN JOSE	CA	95121
687	2787	\$ 3,899.00	\$ 3,899.00	7/5/11	SAN JOSE	CA	95138
688	2788	\$ 3,874.00	\$ 3,874.00	6/27/11	BOISE	ID	83713
689	2789	\$ 3,874.00	\$ 3,874.00	6/27/11	BOISECO	ID	83713
690	2803	\$ 3,826.00	\$ 3,826.00	7/6/11	SAN LEANDRO	CA	94579

CMAA Claims Register

	A	B	C	D	E	F	G
1	Member Number	AMOUNT CLAIMED	AMOUNT ALLOWED	Claim Receipt Date	City	State	Zip
691	2806	\$ 11,842.50	\$ 3,874.00	8/2/11	SAN FRANCISCO	CA	94118
692	2807	\$ 3,934.00	\$ 3,934.00	6/20/11	SAN PABLO	CA	94806
693	2808	\$ 3,934.00	\$ 3,934.00	6/20/11	SAN PABLO	CA	94806
694	2810	\$ 3,874.00	\$ 3,874.00	6/20/11	OAKLAND	CA	94606
695	2815	\$ 3,924.00	\$ 3,924.00	9/15/11	SAN FRANCISCO	CA	94109
696	2822	\$ 3,874.00	\$ 3,874.00	6/30/11	SAN JOSE	CA	95122
697	2824	\$ 3,349.00	\$ 3,349.00	6/23/11	MILPITAS	CA	95035
698	2832	\$ 7,990.00	\$ 3,925.00	6/29/11	SAN JOSE	CA	95132
699	2833	\$ 3,925.00	\$ 3,925.00	6/22/11	Elk Grove	CA	95624
700	2834	\$ 10,580.00	\$ 3,950.00	9/23/11	OAKLAND	CA	94606
701	2837	\$ 3,975.00	\$ 3,975.00	8/18/11	PITTSBURG	CA	94565
702	2842	\$ 3,900.00	\$ 3,900.00	7/1/11	SAN JOSE	CA	95148
703	2843	\$ 3,900.00	\$ 3,900.00	7/1/11	SAN JOSE	CA	95148
704	2844	\$ 7,322.00	\$ 7,322.00	7/6/11	MILPITAS	CA	95035
705	2850	\$ 7,200.00	\$ 3,925.00	8/2/11	SAN JOSE	CA	95112
706	2852	\$ 3,925.00	\$ 3,925.00	7/25/11	San Jose	CA	95121
707	2853	\$ 3,950.00	\$ 3,950.00	7/25/11	San Jose	CA	95121
708	2863	\$ 3,925.00	\$ 3,925.00	7/5/11	SAN PABLO	CA	94806
709	2864	\$ 3,925.00	\$ 3,925.00	7/5/11	SAN PABLO	CA	94806
710	2866	\$ 3,711.00	\$ 3,711.00	7/11/11	SAN JOSE	CA	95121
711	2867	\$ 3,711.00	\$ 3,711.00	7/11/11	SAN JOSE	CA	95121
712	2869	\$ 3,833.00	\$ 3,833.00	9/23/11	ELK GROVE	CA	95624
713	2874	\$ 3,925.00	\$ 3,925.00	9/12/11	SAN JOSE	CA	95127
714	2878	\$ 3,915.00	\$ 3,915.00	6/21/11	OAKLAND	CA	94619
715	2880	\$ 3,925.00	\$ 3,925.00	7/12/11	SAN JOSE	CA	95121
716	2881	\$ 6,367.00	\$ 6,367.00	7/5/11	SAN JOSE	CA	95132
717	2882	\$ 3,934.00	\$ 3,934.00	6/27/11	MILPITAS	CA	95035
718	2885	\$ 9,975.00	\$ 3,982.00	9/6/11	SAN JOSE	CA	95132
719	2886	\$ 4,091.00	\$ 4,091.00	7/18/11	SAN JOSE	CA	95122
720	2887	\$ 4,091.00	\$ 4,091.00	7/18/11	SAN JOSE	CA	95122
721	2893	\$ 3,982.00	\$ 3,982.00	6/27/11	UNION CITY	CA	94587
722	2895	\$ 8,000.00	\$ 3,982.00	6/27/11	CONCORD	CA	94520
723	2897	\$ 6,300.00	\$ 6,300.00	7/5/11	SAN JOSE	CA	95123
724	2901	\$ 21,600.00	\$ 3,982.00	7/1/11	SAN JOSE	CA	95132
725	2902	\$ 21,600.00	\$ 3,982.00	7/1/11	SAN JOSE	CA	95132
726	2908	\$ 4,007.00	\$ 4,007.00	7/5/11	SAN JOSE	CA	95138
727	2915	\$ 4,091.00	\$ 4,091.00	6/24/11	SUNNYVALE	CA	94085
728	2916	\$ 3,982.00	\$ 3,982.00	9/6/11	SAN JOSE	CA	95122
729	2918	\$ 4,066.00	\$ 4,066.00	6/24/11	SAN JOSE	CA	95111
730	2922	\$ 6,606.20	\$ 6,606.20	6/23/11	SAN RAFAEL	CA	94903
731	2925	\$ 4,043.00	\$ 4,043.00	7/29/11	Sacramento	CA	95829
732	2936	\$ 7,500.00	\$ 3,982.00	6/30/11	PORTLAND	OR	97220
733	2949	\$ 3,982.00	\$ 3,982.00	8/1/11	MILPITAS	CA	95035
734	2953	\$ 3,487.00	\$ 3,487.00	9/23/11	SAN JOSE	CA	95132
735	2958	\$ 3,993.00	\$ 3,993.00	7/29/11	San Jose	CA	95111
736	2959	\$ 4,018.00	\$ 4,018.00	9/15/11	SAN JOSE	CA	95123
737	2960	\$ 15,300.00	\$ 4,083.00	9/2/11	SAN JOSE	CA	95132
738	2970	\$ 4,033.00	\$ 4,033.00	7/1/11	San Jose	CA	95111
739	2975	\$ 3,508.00	\$ 3,508.00	8/12/11	SAN JOSE	CA	95122
740	2979	\$ 4,033.00	\$ 4,033.00	7/21/11	SAN JOSE	CA	95111
741	2980	\$ 4,033.00	\$ 4,033.00	7/8/11	SAN JOSE	CA	95132
742	2982	\$ 4,069.00	\$ 4,069.00	6/23/11	MILPITAS	CA	95035
743	2984	\$ 4,033.00	\$ 4,033.00	6/23/11	DALY CITY	CA	94015

CMAA Claims Register

	A	B	C	D	E	F	G
1	Member Number	AMOUNT CLAIMED	AMOUNT ALLOWED	Claim Receipt Date	City	State	Zip
744	2991	\$ 4,069.00	\$ 4,069.00	9/15/11	SAN JOSE	CA	95123
745	2993	\$ 7,622.00	\$ 3,460.00	7/1/11	SAN JOSE	CA	95148
746	3000	\$ 15,000.00	\$ 3,508.00	6/24/11	SAN JOSE	CA	95127
747	3001	\$ 15,000.00	\$ 3,508.00	6/23/11	SAN JOSE	CA	95127
748	3002	\$ 4,058.00	\$ 4,058.00	7/26/11	MILPITAS	CA	95035
749	3006	\$ 8,400.00	\$ 4,033.00	6/27/11	SUGAR LAND	TX	77498
750	3011	\$ 4,033.00	\$ 4,033.00	7/1/11	SACRAMENTO	CA	95828
751	3013	\$ 10,000.00	\$ 4,033.00	7/27/11	OAKLAND	CA	94606
752	3018	\$ 4,033.00	\$ 4,033.00	7/7/11	CANOGA PARK	CA	91304
753	3021	\$ 4,069.00	\$ 4,069.00	7/8/11	SAN JOSE	CA	95122
754	3028	\$ 4,087.00	\$ 4,087.00	6/21/11	SAN JOSE	CA	95111
755	3029	\$ 4,087.00	\$ 4,087.00	9/6/11	HOUSTON	TX	77041
756	3031	\$ 4,087.00	\$ 4,087.00	7/11/11	SAN JOSE	CA	95116
757	3035	\$ 4,087.00	\$ 4,087.00	7/18/11	SAN JOSE	CA	95132
758	3043	\$ 4,087.00	\$ 4,087.00	6/21/11	SAN JOSE	CA	95132
759	3044	\$ 4,087.00	\$ 4,087.00	7/28/11	SAN JOSE	CA	95133
760	3045	\$ 5,566.00	\$ 5,566.00	9/30/11	SAN JOSE	CA	95122
761	3046	\$ 5,566.00	\$ 5,566.00	9/30/11	SAN JOSE	CA	95122
762	3047	\$ 4,087.00	\$ 4,087.00	6/24/11	SAN JOSE	CA	95111
763	3048	\$ 4,087.00	\$ 4,087.00	6/24/11	SAN JOSE	CA	95111
764	3049	\$ 4,087.00	\$ 4,087.00	6/21/11	SAN JOSE	CA	95134
765	3050	\$ 4,087.00	\$ 4,087.00	6/21/11	SAN JOSE	CA	95134
766	3051	\$ 4,087.00	\$ 4,087.00	8/31/11	OAKLAND	CA	94606
767	3052	\$ 4,087.00	\$ 4,087.00	6/21/11	MILPITAS	CA	95035
768	3054	\$ 4,073.00	\$ 4,073.00	8/3/11	LAS VEGAS	NV	89147
769	3056	\$ 4,087.00	\$ 4,087.00	11/8/12	STOCKTON	CA	95206
770	3057	\$ 3,962.00	\$ 3,962.00	6/22/11	SAN JOSE	CA	95121
771	3063	\$ 15,000.00	\$ 4,087.00	6/20/11	SAN JOSE	CA	95121
772	3066	\$ 4,087.00	\$ 4,087.00	9/23/11	Anaheim	CA	92808
773	3069	\$ 4,087.00	\$ 4,087.00	9/23/11	NEWARK	CA	94560
774	3083	\$ 15,000.00	\$ 3,478.00	7/18/11	SAN JOSE	CA	95111
775	3085	\$ 4,062.00	\$ 4,062.00	6/30/11	SAN JOSE	CA	95131
776	3089	\$ 10,320.00	\$ 4,147.00	7/20/11	SAN JOSE	CA	95131
777	3091	\$ 4,147.00	\$ 4,147.00	9/12/11	Lakewood	CA	90715
778	3092	\$ 4,147.00	\$ 4,147.00	9/12/11	Lakewood	CA	90715
779	3098	\$ 15,425.00	\$ 4,147.00	9/30/11	San Jose	CA	95148
780	3101	\$ 4,099.00	\$ 4,099.00	6/27/11	MILPITAS	CA	95035
781	3109	\$ 4,147.00	\$ 4,147.00	7/6/11	SAN JOSE	CA	95132
782	3110	\$ 4,158.00	\$ 4,158.00	6/29/11	SAN JOSE	CA	95116
783	3111	\$ 4,158.00	\$ 4,158.00	6/29/11	SAN JOSE	CA	95116
784	3122	\$ 7,200.00	\$ 3,823.00	6/29/11	FREMONT	CA	94539
785	3127	\$ 4,133.00	\$ 4,133.00	9/6/11	Elk Grove	CA	95758
786	3129	\$ 4,208.00	\$ 4,208.00	9/15/11	ELK GROVE	CA	95758
787	3130	\$ 4,147.00	\$ 4,147.00	6/24/11	SAN JOSE	CA	95122
788	3131	\$ 4,147.00	\$ 4,147.00	6/24/11	SAN JOSE	CA	95122
789	3134	\$ 4,147.00	\$ 4,147.00	8/2/11	SAN JOSE	CA	95131
790	3137	\$ 14,000.00	\$ 4,197.00	8/26/11	BRISBANE	CA	94005
791	3138	\$ 5,239.00	\$ 5,239.00	9/30/11	SAN FRANCISCO	CA	94133
792	3139	\$ 4,147.00	\$ 4,147.00	6/23/11	San Jose	CA	95121
793	3140	\$ 4,147.00	\$ 4,147.00	6/23/11	San Jose	CA	95121
794	3142	\$ 4,147.00	\$ 4,147.00	8/2/11	SAN JOSE	CA	95131
795	3146	\$ 4,147.00	\$ 4,147.00	6/22/11	SAN JOSE	CA	95122
796	3154	\$ 3,610.00	\$ 3,610.00	7/18/11	ROWLAND HEIGHTS	CA	91748

CMAA Claims Register

	A	B	C	D	E	F	G
1	Member Number	AMOUNT CLAIMED	AMOUNT ALLOWED	Claim Receipt Date	City	State	Zip
797	3160	\$ 8,000.00	\$ 4,200.00	7/19/11	SAN JOSE	CA	95131
798	3161	\$ 8,000.00	\$ 4,200.00	7/19/11	SAN JOSE	CA	95131
799	3162	\$ 12,000.00	\$ 4,286.00	7/15/11	SAN JOSE	CA	95131
800	3163	\$ 4,225.00	\$ 4,225.00	6/21/11	FREMONT	CA	94539
801	3164	\$ 4,225.00	\$ 4,225.00	6/21/11	FREMONT	CA	94539
802	3165	None Stated	\$ 4,225.00	8/18/12	SAN JOSE	CA	95132
803	3169	\$ 4,261.00	\$ 4,261.00	6/20/11	SAN JOSE	CA	95133
804	3171	\$ 4,200.00	\$ 4,200.00	6/29/11	MILPITAS	CA	95035
805	3175	\$ 4,200.00	\$ 4,200.00	6/29/11	MILPITAS	CA	95035
806	3178	\$ 4,200.00	\$ 4,200.00	6/29/11	SAN JOSE	CA	95133
807	3182	\$ 4,261.00	\$ 4,261.00	7/18/11	SAN JOSE	CA	95148
808	3183	\$ 4,261.00	\$ 4,261.00	7/19/11	SAN JOSE	CA	95148
809	3190	\$ 8,440.00	\$ 8,440.00	8/4/11	Milpitas	CA	95035
810	3191	\$ 7,718.00	\$ 4,177.00	9/12/11	SAN JOSE	CA	95111
811	3197	\$ 4,250.00	\$ 4,250.00	7/1/11	SAN FRANCISCO	CA	94109
812	3198	\$ 4,313.00	\$ 4,313.00	7/5/11	SAN FRANCISCO	CA	94133
813	3199	\$ 4,288.00	\$ 4,288.00	7/5/11	SAN FRANCISCO	CA	94133
814	3206	\$ 6,554.00	\$ 6,554.00	9/23/11	SAN JOSE	CA	95133
815	3210	\$ 3,763.00	\$ 3,763.00	7/5/11	MILPITAS	CA	95035
816	3211	\$ 4,288.00	\$ 4,288.00	6/22/11	SAN JOSE	CA	95111
817	3214	\$ 4,299.00	\$ 4,299.00	6/27/11	SAN JOSE	CA	95133
818	3215	\$ 4,299.00	\$ 4,299.00	6/27/11	SAN JOSE	CA	95131
819	3216	\$ 7,838.00	\$ 7,838.00	6/29/11	SAN JOSE	CA	95148
820	3217	\$ 15,025.00	\$ 4,288.00	8/18/11	SAN JOSE	CA	95122
821	3219	\$ 4,263.00	\$ 4,263.00	8/25/11	San Jose	CA	95122
822	3221	\$ 4,240.00	\$ 4,240.00	7/8/11	SAN JOSE	CA	95112
823	3227	\$ 4,263.00	\$ 4,263.00	7/13/11	SAN FRANCISCO	CA	94112
824	3228	\$ 4,263.00	\$ 4,263.00	6/22/11	SAN FRANCISCO	CA	94112
825	3229	\$ 4,263.00	\$ 4,263.00	6/22/11	SAN FRANCISCO	CA	94112
826	3231	\$ 4,288.00	\$ 4,288.00	7/29/11	San Jose	CA	95125
827	3233	\$ 4,324.00	\$ 4,324.00	7/13/11	DAVENPORT	IA	52803
828	3234	\$ 8,122.00	\$ 8,122.00	6/30/11	SAN FRANCISCO	CA	94109
829	3238	\$ 4,240.00	\$ 4,240.00	6/20/11	SAN JOSE	CA	95131
830	3246	\$ 4,288.00	\$ 4,288.00	9/23/11	SACRAMENTO	CA	95864
831	3247	\$ 4,288.00	\$ 4,288.00	9/23/11	SACRAMENTO	CA	95864
832	3248	\$ 4,313.00	\$ 4,313.00	9/23/11	PLEASANTON	CA	94588
833	3250	\$ 4,288.00	\$ 4,288.00	6/22/11	SAN JOSE	CA	95122
834	3251	\$ 4,288.00	\$ 4,288.00	7/12/11	SAN JOSE	CA	95112
835	3256	\$ 4,240.00	\$ 4,240.00	6/29/11	ELK GROVE	CA	95758
836	3257	\$ 4,288.00	\$ 4,288.00	8/15/11	SAN FRANCISCO	CA	94116
837	3258	\$ 4,288.00	\$ 4,288.00	6/30/11	SAN FRANCISCO	CA	94122
838	3268	\$ 4,288.00	\$ 4,288.00	7/6/11	HERCULE	CA	94547
839	3269	\$ 4,288.00	\$ 4,288.00	7/6/11	HERCULE	CA	94547
840	3271	\$ 4,313.00	\$ 4,313.00	8/4/11	RIVERBANK	CA	95367
841	3277	\$ 3,715.00	\$ 3,715.00	7/13/11	San Jose	CA	95122
842	3279	\$ 4,288.00	\$ 4,288.00	7/12/11	SAN FRANCISCO	CA	94109
843	3283	\$ 4,324.00	\$ 4,324.00	8/18/11	SAN FRANCISCO	CA	94108
844	3284	\$ 4,288.00	\$ 4,288.00	6/28/11	SAN JOSE	CA	95127
845	3286	\$ 4,263.00	\$ 4,263.00	7/6/11	SAN FRANCISCO	CA	94112
846	3289	\$ 8,696.00	\$ 4,348.00	9/30/11	MILPITAS	CA	95035
847	3293	\$ 4,288.00	\$ 4,288.00	9/6/11	SAN JOSE	CA	95116
848	3298	\$ 10,000.00	\$ 4,313.00	6/29/11	SACRAMENTO	CA	95827
849	3299	\$ 10,000.00	\$ 4,288.00	6/29/11	SACRAMENTO	CA	95827

CMAA Claims Register

	A	B	C	D	E	F	G
1	Member Number	AMOUNT CLAIMED	AMOUNT ALLOWED	Claim Receipt Date	City	State	Zip
850	3300	\$ 4,313.00	\$ 4,313.00	9/12/11	San Jose	CA	95148
851	3301	\$ 4,430.00	\$ 4,430.00	8/5/11	SAN JOSE	CA	95148
852	3305	\$ 4,320.00	\$ 4,320.00	6/22/11	SAN JOSE	CA	95121
853	3307	\$ 4,345.00	\$ 4,345.00	7/12/11	SAN JOSE	CA	95121
854	3308	\$ 4,345.00	\$ 4,345.00	7/12/11	SAN JOSE	CA	95121
855	3318	\$ 4,381.00	\$ 4,381.00	7/21/11	SAN JOSE	CA	95111
856	3320	\$ 4,320.00	\$ 4,320.00	8/4/11	SAN JOSE	CA	95131
857	3321	\$ 4,320.00	\$ 4,320.00	8/4/11	SAN JOSE	CA	95131
858	3323	\$ 7,000.00	\$ 7,000.00	9/6/11	SAN JOSE	CA	95124
859	3328	\$ 4,320.00	\$ 4,320.00	6/20/11	SAN JOSE	CA	95116
860	3331	\$ 4,320.00	\$ 4,320.00	6/20/11	SAN JOSE	CA	95116
861	3333	\$ 4,415.00	\$ 4,415.00	6/20/11	SAN JOSE	CA	95122
862	3336	\$ 8,401.00	\$ 4,360.00	6/27/11	SACRAMENTO	CA	95828
863	3339	\$ 5,592.00	\$ 5,592.00	8/11/11	SAN FRANCISCO	CA	94118
864	3348	\$ 4,469.00	\$ 4,469.00	7/21/11	SAN JOSE	CA	95111
865	3350	\$ 4,370.00	\$ 4,370.00	9/23/11	SAN LEANDRO	CA	94579
866	3351	\$ 7,625.00	\$ 4,409.00	6/24/11	FREMONT	CA	94539
867	3352	\$ 7,625.00	\$ 4,408.00	6/24/11	FREMONT	CA	94539
868	3359	\$ 3,910.00	\$ 3,910.00	6/21/11	SAN JOSE	CA	95127
869	3360	\$ 9,500.00	\$ 4,408.00	8/18/11	SAN JOSE	CA	95111
870	3365	\$ 3,919.00	\$ 3,919.00	9/23/11	SANTA CLARA	CA	95050
871	3366	\$ 3,919.00	\$ 3,919.00	9/23/11	SANTA CLARA	CA	95050
872	3368	\$ 4,383.00	\$ 4,383.00	9/15/11	SAN JOSE	CA	95133
873	3370	\$ 8,000.00	\$ 4,444.00	8/15/11	SAN JOSE	CA	95126
874	3372	\$ 4,419.00	\$ 4,419.00	6/24/11	SACRAMENTO	CA	95822
875	3373	\$ 4,419.00	\$ 4,419.00	6/24/11	SACRAMENTO	CA	95822
876	3374	\$ 4,408.00	\$ 4,408.00	6/29/11	SAN JOSE	CA	95148
877	3378	\$ 8,641.00	\$ 8,641.00	8/25/11	SAN JOSE	CA	95132
878	3379	\$ 8,140.00	\$ 4,408.00	8/11/11	FREMONT	CA	94539
879	3381	\$ 4,443.00	\$ 4,443.00	8/15/11	San Jose	CA	95111
880	3382	\$ 4,468.00	\$ 4,468.00	9/23/11	SAN JOSE	CA	95112
881	3384	\$ 4,408.00	\$ 4,408.00	6/24/11	SALINAS	CA	93905
882	3385	\$ 4,419.00	\$ 4,419.00	6/29/11	SAN JOSE	CA	95148
883	3386	\$ 16,320.00	\$ 4,333.00	7/8/11	CERES	CA	95307
884	3387	\$ 17,280.00	\$ 4,308.00	7/8/11	CERES	CA	95307
885	3392	\$ 3,908.00	\$ 3,908.00	7/14/11	SAN JOSE	CA	95131
886	3393	\$ 8,840.00	\$ 4,419.00	9/6/11	MILPITAS	CA	95035
887	3394	\$ 8,840.00	\$ 4,419.00	9/6/11	MILPITAS	CA	95035
888	3396	\$ 4,443.00	\$ 4,443.00	8/4/11	SAN JOSE	CA	95126
889	3398	\$ 4,383.00	\$ 4,383.00	6/29/11	SAN JOSE	CA	95133
890	3402	\$ 18,000.00	\$ 3,921.00	7/6/11	ORLANDO	FL	32828
891	3404	\$ 3,859.00	\$ 3,859.00	9/23/11	SAN FRANCISCO	CA	94131
892	3407	\$ 11,394.00	\$ 3,883.00	6/29/11	SAN JOSE	CA	95111
893	3409	\$ 4,458.00	\$ 4,458.00	7/20/11	SUNNYVALE	CA	94087
894	3410	\$ 4,458.00	\$ 4,458.00	7/20/11	SUNNYVALE	CA	94087
895	3411	\$ 4,433.00	\$ 4,433.00	9/12/11	SAN FRANCISCO	CA	94118
896	3414	\$ 15,000.00	\$ 4,408.00	7/7/11	Milpitas	CA	95035
897	3420	\$ 4,408.00	\$ 4,408.00	8/18/11	SAN JOSE	CA	95134
898	3424	\$ 4,408.00	\$ 4,408.00	7/6/11	SAN JOSE	CA	95138
899	3428	\$ 4,408.00	\$ 4,408.00	6/27/11	SAN FRANCISCO	CA	94134
900	3430	\$ 4,408.00	\$ 4,408.00	6/29/11	GILBERT	AZ	85234
901	3432	\$ 4,468.00	\$ 4,468.00	7/1/11	SAN FRANCISCO	CA	94133
902	3433	\$ 4,468.00	\$ 4,468.00	7/1/11	SAN FRANCISCO	CA	94133

CMAA Claims Register

	A	B	C	D	E	F	G
1	Member Number	AMOUNT CLAIMED	AMOUNT ALLOWED	Claim Receipt Date	City	State	Zip
903	3442	\$ 4,468.00	\$ 4,468.00	6/21/11	SAN JOSE	CA	95111
904	3445	\$ 4,204.00	\$ 4,204.00	8/23/11	GARDEN GROVE	CA	92845
905	3447	\$ 4,460.00	\$ 4,460.00	7/27/11	SAN JOSE	CA	95121
906	3448	\$ 8,507.00	\$ 4,443.00	9/23/11	SAN FRANCISCO	CA	94134
907	3449	\$ 8,507.00	\$ 4,443.00	9/23/11	SAN FRANCISCO	CA	94134
908	3451	\$ 4,504.00	\$ 4,504.00	7/6/11	SANTA CLARA	CA	95051
909	3452	\$ 4,504.00	\$ 4,504.00	7/6/11	SANTA CLARA	CA	95051
910	3456	\$ 4,468.00	\$ 4,468.00	7/27/11	SAN JOSE	CA	95118
911	3457	\$ 4,468.00	\$ 4,468.00	7/5/11	SAN JOSE	CA	95111
912	3463	\$ 4,516.00	\$ 4,516.00	8/2/11	SAN JOSE	CA	95121
913	3465	\$ 8,114.00	\$ 8,114.00	8/18/11	SUNNYVALE	CA	94089
914	3469	\$ 4,343.00	\$ 4,343.00	6/29/11	SAN JOSE	CA	95133
915	3470	\$ 4,468.00	\$ 4,468.00	7/6/11	San Jose	CA	95131
916	3473	\$ 7,684.00	\$ 7,684.00	9/7/11	SAN JOSE	CA	95134
917	3474	\$ 11,395.00	\$ 7,981.00	8/19/11	SAN JOSE	CA	95148
918	3476	\$ 4,468.00	\$ 4,468.00	6/29/11	SAN JOSE	CA	95122
919	3477	\$ 7,227.00	\$ 7,227.00	9/7/11	SAN FRANCISCO	CA	94109
920	3480	\$ 4,504.00	\$ 4,504.00	8/2/11	SAN JOSE	CA	95132
921	3481	\$ 4,468.00	\$ 4,468.00	6/21/11	SAN JOSE	CA	95125
922	3482	\$ 4,468.00	\$ 4,468.00	8/22/11	SAN JOSE	CA	95111
923	3488	\$ 8,507.00	\$ 8,507.00	9/23/11	SAN FRANCISCO	CA	94134
924	3489	\$ 4,557.00	\$ 4,557.00	9/23/11	SAN FRANCISCO	CA	94102
925	3491	\$ 4,504.00	\$ 4,504.00	6/29/11	OAKLAND	CA	94612
926	3493	\$ 4,468.00	\$ 4,468.00	6/21/11	SAN JOSE	CA	95121
927	3495	\$ 4,468.00	\$ 4,468.00	7/6/11	MILPITAS	CA	95035
928	3496	\$ 12,600.00	\$ 4,516.00	7/1/11	SAN JOSE	CA	95148
929	3497	\$ 4,468.00	\$ 4,468.00	8/3/11	SAN JOSE	CA	95132
930	3498	\$ 4,468.00	\$ 4,468.00	8/18/11	SAN JOSE	CA	95132
931	3500	\$ 4,493.00	\$ 4,493.00	6/29/11	SAN JOSE	CA	95112
932	3502	\$ 4,468.00	\$ 4,468.00	8/11/11	SAN JOSE	CA	95121
933	3504	\$ 4,468.00	\$ 4,468.00	8/31/11	SAN FRANCISCO	CA	94102
934	3505	\$ 4,468.00	\$ 4,468.00	8/31/11	SAN FRANCISCO	CA	94102
935	3506	\$ 10,000.00	\$ 4,443.00	8/15/11	SAN FRANCISCO	CA	94108
936	3507	\$ 4,468.00	\$ 4,468.00	7/15/11	SAN FRANCISCO	CA	94112
937	3508	\$ 4,468.00	\$ 4,468.00	6/29/11	SAN FRANCISCO	CA	94112
938	3515	\$ 3,920.00	\$ 3,920.00	6/21/11	SAN JOSE	CA	95111
939	3525	\$ 4,525.00	\$ 4,525.00	9/23/11	SAN JOSE	CA	95131
940	3528	\$ 4,259.00	\$ 4,259.00	6/22/11	WESTMINSTER	CA	92683
941	3531	\$ 4,573.00	\$ 4,573.00	7/19/11	MILPITAS	CA	95035
942	3539	\$ 4,577.00	\$ 4,577.00	9/7/11	MORGAN HILL	CA	95037
943	3547	\$ 4,525.00	\$ 4,525.00	8/18/11	SAN JOSE	CA	95132
944	3548	\$ 4,525.00	\$ 4,525.00	6/23/11	SAN FRANCISCO	CA	94121
945	3553	\$ 4,531.00	\$ 4,531.00	6/29/11	SAN JOSE	CA	95151
946	3554	\$ 7,827.00	\$ 7,827.00	9/15/11	Morgan Hill	CA	95037
947	3561	\$ 4,525.00	\$ 4,525.00	7/13/11	SAN JOSE	CA	95122
948	3563	\$ 4,561.00	\$ 4,561.00	9/15/11	SAN JOSE	CA	95123
949	3565	\$ 7,847.00	\$ 7,847.00	9/23/11	UNION CITY	CA	94587
950	3567	\$ 4,527.00	\$ 4,527.00	6/23/11	SAN LEANDRO	CA	94511
951	3573	\$ 4,525.00	\$ 4,525.00	9/23/11	Union City	CA	94587
952	3575	\$ 4,561.00	\$ 4,561.00	6/21/11	SAN JOSE	CA	95122
953	3577	\$ 4,525.00	\$ 4,525.00	7/26/11	SAN FRANCISCO	CA	94124
954	3578	\$ 4,363.00	\$ 4,363.00	8/5/11	SAN FRANCISCO	CA	94102
955	3580	\$ 4,585.00	\$ 4,585.00	7/19/11	SAN JOSE	CA	95112

CMAA Claims Register

	A	B	C	D	E	F	G
1	Member Number	AMOUNT CLAIMED	AMOUNT ALLOWED	Claim Receipt Date	City	State	Zip
956	3581	\$ 4,585.00	\$ 4,585.00	7/19/11	SAN JOSE	CA	95112
957	3584	\$ 4,585.00	\$ 4,585.00	8/18/11	SAN FRANCISCO	CA	94109
958	3585	\$ 4,585.00	\$ 4,585.00	7/13/11	SAN FRANCISCO	CA	94109
959	3586	\$ 4,621.00	\$ 4,621.00	9/23/11	SAN FRANCISCO	CA	94102
960	3587	\$ 4,585.00	\$ 4,585.00	8/19/11	SAN JOSE	CA	95133
961	3590	\$ 4,699.00	\$ 4,699.00	6/23/11	SAN JOSE	CA	95134
962	3591	\$ 7,200.00	\$ 7,200.00	6/29/11	FREMONT	CA	94539
963	3592	\$ 4,621.00	\$ 4,621.00	7/20/11	SAN JOSE	CA	95138
964	3600	\$ 4,048.00	\$ 4,048.00	6/23/11	SAN JOSE	CA	95121
965	3603	\$ 4,585.00	\$ 4,585.00	6/21/11	SAN FRANCISCO	CA	94132
966	3604	\$ 4,585.00	\$ 4,585.00	7/11/11	WINDSOR	CA	95492
967	3608	\$ 4,621.00	\$ 4,621.00	9/7/11	SUNNYVALE	CA	94087
968	3610	\$ 4,621.00	\$ 4,621.00	7/27/11	SAN JOSE	CA	95117
969	3616	\$ 4,585.00	\$ 4,585.00	6/21/11	SAN JOSE	CA	95116
970	3620	\$ 16,000.00	\$ 4,560.00	6/27/11	SAN JOSE	CA	95130
971	3621	\$ 10,000.00	\$ 4,585.00	7/20/11	San Jose	CA	95148
972	3625	\$ 8,000.00	\$ 4,585.00	9/15/11	ALAMEDA	CA	94501
973	3626	\$ 8,000.00	\$ 4,585.00	9/15/11	ALAMEDA	CA	94501
974	3627	\$ 4,585.00	\$ 4,585.00	7/18/11	UNION CITY	CA	94587
975	3628	\$ 4,560.00	\$ 4,560.00	6/29/11	San Francisco	CA	94121
976	3629	\$ 4,585.00	\$ 4,585.00	6/21/11	OAKLAND	CA	94612
977	3631	\$ 4,585.00	\$ 4,585.00	7/6/11	SAN JOSE	CA	95132
978	3632	\$ 4,585.00	\$ 4,585.00	6/21/11	SAN JOSE	CA	95133
979	3637	\$ 4,695.10	\$ 4,695.10	7/1/11	ELK GROVE	CA	95758
980	3638	\$ 4,585.00	\$ 4,585.00	9/15/11	SAN FRANCISCO	CA	94108
981	3641	\$ 4,585.00	\$ 4,585.00	8/24/11	SAN JOSE	CA	95111
982	3642	\$ 8,197.00	\$ 8,197.00	7/13/11	SAN LEANDRO	CA	94579
983	3645	\$ 4,704.00	\$ 4,704.00	7/12/11	SAN JOSE	CA	95148
984	3648	\$ 4,654.00	\$ 4,654.00	7/7/11	SAN JOSE	CA	95123
985	3653	\$ 4,618.00	\$ 4,618.00	7/6/11	SACRAMENTO	CA	95820
986	3654	\$ 4,618.00	\$ 4,618.00	6/21/11	OAKLAND	CA	94601
987	3655	\$ 4,618.00	\$ 4,618.00	6/21/11	OAKLAND	CA	94601
988	3659	\$ 4,643.00	\$ 4,643.00	7/13/11	SAN FRANCISCO	CA	94110
989	3661	\$ 4,618.00	\$ 4,618.00	6/22/11	SAN LORENZO	CA	94580
990	3665	\$ 4,654.00	\$ 4,654.00	6/27/11	SAN JOSE	CA	95121
991	3673	\$ 4,618.00	\$ 4,618.00	10/12/12	OAKLAND	CA	94606
992	3674	\$ 4,618.00	\$ 4,618.00	10/11/12	OAKLAND	CA	94606
993	3676	\$ 4,654.00	\$ 4,654.00	12/5/12	PHILADELPHIA	PA	19120
994	3678	\$ 7,656.00	\$ 7,656.00	7/20/11	SAN JOSE	CA	95121
995	3681	\$ 8,000.00	\$ 4,643.00	9/7/11	MILPITAS	CA	95035
996	3686	\$ 4,618.00	\$ 4,618.00	8/24/11	SAN JOSE	CA	95111
997	3687	\$ 4,618.00	\$ 4,618.00	8/19/11	SAN JOSE	CA	95111
998	3689	\$ 8,470.00	\$ 4,618.00	7/26/11	OAKLAND	CA	94606
999	3690	\$ 4,618.00	\$ 4,618.00	7/5/11	SAN JOSE	CA	95121
1000	3691	\$ 4,618.00	\$ 4,618.00	8/29/11	SAN FRANCISCO	CA	94112
1001	3692	\$ 4,618.00	\$ 4,618.00	8/29/11	SAN FRANCISCO	CA	94112
1002	3695	\$ 4,618.00	\$ 4,618.00	8/18/11	SAN JOSE	CA	95112
1003	3696	\$ 4,618.00	\$ 4,618.00	10/7/11	SAN JOSE	CA	95156
1004	3698	\$ 4,642.00	\$ 4,642.00	9/7/11	GILROY	CA	95020
1005	3704	\$ 4,476.00	\$ 4,476.00	7/7/11	SAN FRANCISCO	CA	94116
1006	3705	\$ 4,476.00	\$ 4,476.00	7/7/11	SAN FRANCISCO	CA	94116
1007	3707	\$ 4,618.00	\$ 4,618.00	7/11/11	SACRAMENTO	CA	95824
1008	3712	\$ 4,618.00	\$ 4,618.00	7/8/11	San Jose	CA	95111

CMAA Claims Register

	A	B	C	D	E	F	G
1	Member Number	AMOUNT CLAIMED	AMOUNT ALLOWED	Claim Receipt Date	City	State	Zip
1009	3714	\$ 4,654.00	\$ 4,654.00	6/28/11	SAN JOSE	CA	95127
1010	3719	\$ 4,431.00	\$ 4,431.00	7/15/11	PLANO	TX	75075
1011	3731	\$ 7,382.00	\$ 7,382.00	8/3/11	MILPITAS	CA	95035
1012	3734	\$ 4,606.00	\$ 4,606.00	6/22/11	San Leandro	CA	94579
1013	3736	\$ 10,656.00	\$ 4,654.00	8/17/11	SAN JOSE	CA	95148
1014	3737	\$ 4,654.00	\$ 4,654.00	8/5/11	SAN JOSE	CA	95111
1015	3743	\$ 4,629.00	\$ 4,629.00	6/29/11	SAN FRANCISCO	CA	94122
1016	3744	\$ 4,654.00	\$ 4,654.00	9/15/11	SAN JOSE	CA	95148
1017	3753	\$ 4,715.00	\$ 4,715.00	8/1/11	SACRAMENTO	CA	95835
1018	3755	\$ 5,725.00	\$ 5,725.00	8/29/11	SAN JOSE	CA	95111
1019	3761	\$ 4,654.00	\$ 4,654.00	6/21/11	SAN JOSE	CA	95132
1020	3765	\$ 4,642.00	\$ 4,642.00	6/23/11	SAN JOSE	CA	95131
1021	3766	\$ 4,654.00	\$ 4,654.00	9/6/11	SAN JOSE	CA	95111
1022	3767	\$ 4,654.00	\$ 4,654.00	7/1/11	MARINA	CA	93933
1023	3771	\$ 4,654.00	\$ 4,654.00	7/7/11	SAN JOSE	CA	95133
1024	3772	\$ 4,654.00	\$ 4,654.00	7/7/11	SAN JOSE	CA	95133
1025	3773	\$ 11,500.00	\$ 4,654.00	7/11/11	SAN JOSE	CA	95148
1026	3774	\$ 11,500.00	\$ 4,654.00	7/11/11	SAN JOSE	CA	95148
1027	3775	\$ 4,654.00	\$ 4,654.00	7/11/11	FREMONT	CA	94539
1028	3777	\$ 12,000.00	\$ 4,604.00	8/18/11	SAN JOSE	CA	95127
1029	3784	\$ 15,000.00	\$ 4,081.00	7/5/11	Malden	MA	02148
1030	3785	\$ 4,665.00	\$ 4,665.00	6/29/11	CAMPBELL	CA	95008
1031	3791	\$ 4,665.00	\$ 4,665.00	6/29/11	CAMPBELL	CA	95008
1032	3795	\$ 6,610.00	\$ 6,610.00	9/30/11	OAKLAND	CA	94601
1033	3802	\$ 4,729.00	\$ 4,729.00	9/15/11	SAN JOSE	CA	95121
1034	3803	\$ 4,693.00	\$ 4,693.00	6/27/11	OAKLAND	CA	94619
1035	3807	\$ 4,729.00	\$ 4,729.00	7/19/11	DALY CITY	CA	94015
1036	3809	\$ 4,693.00	\$ 4,693.00	7/8/11	SAN JOSE	CA	95132
1037	3811	\$ 4,693.00	\$ 4,693.00	7/20/11	SAN JOSE	CA	95132
1038	3817	\$ 4,693.00	\$ 4,693.00	10/17/12	SAN LEANDRO	CA	94577
1039	3818	\$ 4,693.00	\$ 4,693.00	10/17/12	SAN LEANDRO	CA	94577
1040	3819	\$ 8,503.00	\$ 8,503.00	6/22/11	SAN JOSE	CA	95132
1041	3820	\$ 4,693.00	\$ 4,693.00	7/19/11	SANTA CLARA	CA	95050
1042	3821	\$ 4,729.00	\$ 4,729.00	7/1/11	SAN JOSE	CA	95127
1043	3823	\$ 4,693.00	\$ 4,693.00	6/23/11	SAN JOSE	CA	95123
1044	3824	\$ 4,668.00	\$ 4,668.00	6/29/11	SAN FRANCISCO	CA	94132
1045	3832	\$ 7,704.00	\$ 7,704.00	6/21/11	HAYWARD	CA	94544
1046	3833	\$ 6,398.00	\$ 6,398.00	9/1/11	SUNNYVALE	CA	94086
1047	3834	\$ 4,693.00	\$ 4,693.00	6/29/11	OAKLAND	CA	94602
1048	3836	\$ 15,000.00	\$ 4,693.00	9/23/11	SAN JOSE	CA	95131
1049	3837	\$ 4,729.00	\$ 4,729.00	6/21/11	SAN JOSE	CA	95116
1050	3838	\$ 4,729.00	\$ 4,729.00	6/21/11	SAN JOSE	CA	95116
1051	3844	\$ 4,693.00	\$ 4,693.00	7/26/11	SAN JOSE	CA	95123
1052	3845	\$ 4,693.00	\$ 4,693.00	7/26/11	SAN JOSE	CA	95123
1053	3846	\$ 4,156.00	\$ 4,156.00	7/8/11	SAN JOSE	CA	95121
1054	3847	\$ 4,156.00	\$ 4,156.00	7/8/11	SAN JOSE	CA	95121
1055	3848	\$ 4,204.00	\$ 4,204.00	8/18/11	SAN JOSE	CA	95122
1056	3849	\$ 4,204.00	\$ 4,204.00	8/18/11	SAN JOSE	CA	95122
1057	3850	\$ 8,282.00	\$ 4,754.00	9/23/11	SAN JOSE	CA	95132
1058	3851	\$ 4,717.00	\$ 4,717.00	6/30/11	SAN JOSE	CA	95131
1059	3852	\$ 8,414.00	\$ 4,728.00	7/5/11	SAN JOSE	CA	95130
1060	3854	\$ 4,693.00	\$ 4,693.00	8/18/11	SAN JOSE	CA	95122
1061	3857	\$ 4,418.00	\$ 4,418.00	8/18/11	SAN JOSE	CA	95132

CMAA Claims Register

	A	B	C	D	E	F	G
1	Member Number	AMOUNT CLAIMED	AMOUNT ALLOWED	Claim Receipt Date	City	State	Zip
1062	3858	\$ 4,777.00	\$ 4,777.00	8/5/11	SAN JOSE	CA	95128
1063	3860	\$ 4,216.00	\$ 4,216.00	9/15/11	SUNNYVALE	CA	94086
1064	3861	\$ 4,216.00	\$ 4,216.00	9/15/11	SUNNYVALE	CA	94086
1065	3862	\$ 7,623.00	\$ 7,623.00	8/19/11	SAN JOSE	CA	95133
1066	3863	\$ 7,623.00	\$ 7,623.00	8/19/11	SAN JOSE	CA	95133
1067	3866	\$ 4,777.00	\$ 4,777.00	6/23/11	SAN JOSE	CA	95135
1068	3869	\$ 4,741.00	\$ 4,741.00	9/15/11	SAN JOSE	CA	95121
1069	3870	\$ 4,741.00	\$ 4,741.00	9/15/11	SAN JOSE	CA	95121
1070	3872	\$ 4,741.00	\$ 4,741.00	6/21/11	SAN JOSE	CA	95117
1071	3873	\$ 4,741.00	\$ 4,741.00	7/1/11	SAN JOSE	CA	95111
1072	3875	\$ 4,741.00	\$ 4,741.00	6/21/11	OAKLAND	CA	94606
1073	3877	\$ 4,741.00	\$ 4,741.00	8/5/11	SAN JOSE	CA	95133
1074	3878	\$ 4,741.00	\$ 4,741.00	6/30/11	SAN JOSE	CA	95122
1075	3883	\$ 4,791.00	\$ 4,791.00	9/6/11	SAN FRANCISCO	CA	94124
1076	3886	\$ 4,789.00	\$ 4,789.00	7/6/11	SAN JOSE	CA	95116
1077	3889	\$ 4,741.00	\$ 4,741.00	6/22/11	SAN JOSE	CA	95132
1078	3893	\$ 4,741.00	\$ 4,741.00	6/24/11	SAN JOSE	CA	95122
1079	3894	\$ 4,777.00	\$ 4,777.00	7/7/11	OAKLAND	CA	94606
1080	3896	\$ 4,741.00	\$ 4,741.00	6/29/11	SAN JOSE	CA	95116
1081	3897	\$ 4,741.00	\$ 4,741.00	6/29/11	San Jose	CA	95112
1082	3899	\$ 10,000.00	\$ 4,802.00	7/6/11	San Jose	CA	95111
1083	3907	\$ 4,741.00	\$ 4,741.00	8/18/11	SAN JOSE	CA	95127
1084	3908	\$ 4,741.00	\$ 4,741.00	8/18/11	SAN JOSE	CA	95127
1085	3909	\$ 4,766.00	\$ 4,766.00	8/22/11	SAN JOSE	CA	95121
1086	3910	\$ 4,741.00	\$ 4,741.00	7/26/11	SAN JOSE	CA	95121
1087	3911	\$ 4,741.00	\$ 4,741.00	9/12/11	EL MONTE	CA	91732
1088	3912	\$ 4,741.00	\$ 4,741.00	9/12/11	EL MONTE	CA	91732
1089	3916	\$ 4,741.00	\$ 4,741.00	6/27/11	SAN DIEGO	CA	92128
1090	3917	\$ 4,786.00	\$ 4,786.00	6/29/11	SANTA CLARA	CA	95050
1091	3920	\$ 4,811.00	\$ 4,811.00	6/27/11	GLEN ALLEN	VA	23059
1092	3921	\$ 4,786.00	\$ 4,786.00	7/5/11	SAN JOSE	CA	95111
1093	3922	\$ 4,762.00	\$ 4,762.00	6/29/11	SAN JOSE	CA	95122
1094	3923	\$ 4,811.00	\$ 4,811.00	9/23/11	SAN JOSE	CA	95122
1095	3924	\$ 9,000.00	\$ 4,871.00	8/9/11	SAN JOSE	CA	95123
1096	3928	\$ 15,000.00	\$ 4,847.00	7/12/11	MILPITAS	CA	95035
1097	3930	\$ 4,536.00	\$ 4,536.00	7/29/11	SAN JOSE	CA	95122
1098	3934	\$ 4,786.00	\$ 4,786.00	7/21/11	SAN JOSE	CA	95132
1099	3935	\$ 4,738.00	\$ 4,738.00	8/11/11	SAN JOSE	CA	95133
1100	3941	\$ 14,000.00	\$ 4,822.00	8/31/11	SAN FRANCISCO	CA	94102
1101	3947	\$ 8,822.00	\$ 8,822.00	8/8/11	MILPITAS	CA	95035
1102	3948	\$ 4,797.00	\$ 4,797.00	7/6/11	SAN JOSE	CA	95116
1103	3949	\$ 4,797.00	\$ 4,797.00	7/6/11	SAN JOSE	CA	95116
1104	3952	\$ 4,797.00	\$ 4,797.00	9/12/11	SAN JOSE	CA	95122
1105	3953	\$ 4,773.00	\$ 4,773.00	9/23/11	SAN JOSE	CA	95138
1106	3954	\$ 4,822.00	\$ 4,822.00	10/24/12	AURORA	CO	80015
1107	3959	\$ 4,811.00	\$ 4,811.00	8/18/11	FREMONT	CA	94538
1108	3961	\$ 4,786.00	\$ 4,786.00	8/18/11	SAN JOSE	CA	95122
1109	3962	\$ 4,786.00	\$ 4,786.00	8/18/11	SAN JOSE	CA	95122
1110	3965	\$ 4,249.00	\$ 4,249.00	9/6/11	SAN JOSE	CA	95121
1111	3966	\$ 15,623.00	\$ 4,786.00	8/11/11	SAN JOSE	CA	95122
1112	3971	\$ 4,882.00	\$ 4,882.00	9/15/11	MILPITAS	CA	95035
1113	3973	\$ 5,810.00	\$ 5,810.00	8/18/11	SAN JOSE	CA	95132
1114	3975	\$ 5,436.00	\$ 5,436.00	6/21/11	SAN JOSE	CA	95133

CMAA Claims Register

	A	B	C	D	E	F	G
1	Member Number	AMOUNT CLAIMED	AMOUNT ALLOWED	Claim Receipt Date	City	State	Zip
1115	3976	\$ 9,027.00	\$ 5,810.00	9/8/11	SAN JOSE	CA	95127
1116	3983	\$ 5,846.00	\$ 5,846.00	8/24/11	SAN JOSE	CA	95111
1117	3986	\$ 5,810.00	\$ 5,810.00	6/22/11	SAN JOSE	CA	95131
1118	3987	\$ 5,810.00	\$ 5,810.00	6/22/11	SAN JOSE	CA	95131
1119	3989	\$ 11,000.00	\$ 5,810.00	6/29/11	SAN FRANCISCO	CA	94102
1120	3994	\$ 5,810.00	\$ 5,810.00	6/24/11	SAN JOSE	CA	95112
1121	3997	\$ 5,835.00	\$ 5,835.00	7/5/11	SUGAR LAND	TX	77479
1122	3998	\$ 5,810.00	\$ 5,810.00	6/20/11	SAN FRANCISCO	CA	94132
1123	3999	\$ 5,810.00	\$ 5,810.00	6/20/11	SAN FRANCISCO	CA	94132
1124	4001	\$ 9,192.00	\$ 5,810.00	7/12/11	SANTA CLARA	CA	95051
1125	4002	\$ 9,192.00	\$ 5,810.00	7/12/11	SANTA CLARA	CA	95051
1126	4006	\$ 5,838.00	\$ 5,838.00	7/28/11	SAN JOSE	CA	95119
1127	4007	\$ 5,810.00	\$ 5,810.00	8/17/11	FREMONT	CA	94536
1128	4010	\$ 5,810.00	\$ 5,810.00	6/28/11	SAN JOSE	CA	95111
1129	4012	\$ 5,810.00	\$ 5,810.00	6/28/11	SAN JOSE	CA	95111
1130	4026	\$ 5,810.00	\$ 5,810.00	7/5/11	SAN FRANCISCO	CA	94109
1131	4030	\$ 5,810.00	\$ 5,810.00	8/25/11	SAN JOSE	CA	95131
1132	4040	\$ 5,810.00	\$ 5,810.00	6/21/11	DALY CITY	CA	94015
1133	4043	\$ 9,287.00	\$ 5,810.00	8/18/11	SAN JOSE	CA	95148
1134	4047	\$ 9,676.00	\$ 5,810.00	7/19/11	SAN JOSE	CA	95119
1135	4048	\$ 9,676.00	\$ 5,810.00	7/19/11	SAN JOSE	CA	95119
1136	4055	\$ 9,180.00	\$ 5,513.00	7/11/11	SAN FRANCISCO	CA	94134
1137	4057	\$ 5,810.00	\$ 5,810.00	6/21/11	SAN JOSE	CA	95111
1138	4065	\$ 5,810.00	\$ 5,810.00	9/6/11	CERRITOS	CA	90703
1139	4070	\$ 5,810.00	\$ 5,810.00	8/10/11	CUPERTINO	CA	95014
1140	4073	\$ 5,810.00	\$ 5,810.00	6/29/11	SAN JOSE	CA	95121
1141	4080	\$ 5,722.00	\$ 5,722.00	6/23/11	SANJOSE	CA	95133
1142	4086	\$ 5,810.00	\$ 5,810.00	8/25/11	SAN FRANCISCO	CA	94102
1143	4089	\$ 6,073.00	\$ 6,073.00	8/29/11	SAN JOSE	CA	95122
1144	4090	\$ 5,722.00	\$ 5,722.00	6/29/11	MILPITAS	CA	95035
1145	4091	\$ 5,810.00	\$ 5,810.00	6/27/11	SAN JOSE	CA	95122
1146	4092	\$ 9,500.00	\$ 5,810.00	8/9/11	SAN JOSE	CA	95132
1147	4095	\$ 5,846.00	\$ 5,846.00	6/21/11	MILPITAS	CA	95035
1148	4102	\$ 12,000.00	\$ 5,810.00	7/6/11	MILPITAS	CA	95035
1149	4106	\$ 5,810.00	\$ 5,810.00	7/22/11	SAN JOSE	CA	95112
1150	4113	\$ 5,780.00	\$ 5,780.00	7/11/11	PACHECO	CA	94553
1151	4116	\$ 5,846.00	\$ 5,846.00	6/30/11	SACRAMENTO	CA	95820
1152	4122	\$ 9,510.00	\$ 5,810.00	8/25/11	SAN JOSE	CA	95135
1153	4123	\$ 9,510.00	\$ 5,810.00	9/6/11	SAN JOSE	CA	95135
1154	4133	\$ 5,822.00	\$ 5,822.00	8/18/11	SAN JOSE	CA	95112
1155	4141	\$ 5,810.00	\$ 5,810.00	7/12/11	SAN JOSE	CA	95133
1156	4144	\$ 9,464.00	\$ 9,464.00	9/23/11	SAN FRANCISCO	CA	94124
1157	4147	\$ 5,846.00	\$ 5,846.00	8/25/11	SAN JOSE	CA	95111
1158	4148	\$ 5,810.00	\$ 5,810.00	7/18/11	SAN JOSE	CA	95122
1159	4154	\$ 5,810.00	\$ 5,810.00	10/17/12	ELK GROVE	CA	95624
1160	4157	\$ 5,846.00	\$ 5,846.00	7/22/11	SAN JOSE	CA	95132
1161	4162	\$ 5,810.00	\$ 5,810.00	6/24/11	MILPITAS	CA	95035
1162	4165	\$ 9,250.00	\$ 5,810.00	9/12/11	SAN JOSE	CA	95148
1163	4168	\$ 5,846.00	\$ 5,846.00	9/15/11	SAN JOSE	CA	95148
1164	4171	\$ 9,451.00	\$ 5,835.00	6/27/11	Sunnyvale	CA	94086-1218
1165	4172	\$ 9,451.00	\$ 5,810.00	6/27/11	Sunnyvale	CA	94086-1218
1166	4173	\$ 5,774.00	\$ 5,774.00	7/20/11	SAN JOSE	CA	95132
1167	4180	\$ 5,810.00	\$ 5,810.00	7/28/11	SAN JOSE	CA	95136

CMAA Claims Register

	A	B	C	D	E	F	G
1	Member Number	AMOUNT CLAIMED	AMOUNT ALLOWED	Claim Receipt Date	City	State	Zip
1168	4191	\$ 5,810.00	\$ 5,810.00	6/21/11	SAN FRANCISCO	CA	94118
1169	4193	\$ 5,846.00	\$ 5,846.00	9/15/11	SAN JOSE	CA	95131
1170	4195	\$ 6,345.58	\$ 6,345.58	8/31/11	SAN JOSE	CA	95124
1171	4196	\$ 5,810.00	\$ 5,810.00	7/1/11	MILPITAS	CA	95035
1172	4201	\$ 5,810.00	\$ 5,810.00	8/18/11	SAN JOSE	CA	95122
1173	4203	\$ 5,810.00	\$ 5,810.00	6/22/11	SAN FRANCISCO	CA	94102
1174	4204	\$ 5,810.00	\$ 5,810.00	6/22/11	SAN FRANCISCO	CA	94102
1175	4207	\$ 5,810.00	\$ 5,810.00	6/21/11	SAN JOSE	CA	95123
1176	4211	\$ 9,237.00	\$ 9,237.00	8/2/11	SAN JOSE	CA	95127
1177	4214	\$ 5,810.00	\$ 5,810.00	8/22/11	SAN JOSE	CA	95121
1178	4220	\$ 5,810.00	\$ 5,810.00	6/22/11	SAN JOSE	CA	95131
1179	4224	\$ 5,846.00	\$ 5,846.00	8/18/11	SAN JOSE	CA	95111
1180	4225	\$ 5,846.00	\$ 5,846.00	8/18/11	SAN JOSE	CA	95111
1181	4229	\$ 5,730.00	\$ 5,730.00	10/5/11	SARATOGA	CA	95070
1182	4231	\$ 5,766.00	\$ 5,766.00	7/15/11	SAN ANTONIO	TX	78254
1183	4238	\$ 5,816.00	\$ 5,816.00	9/23/11	OAKLAND	CA	94606
1184	4239	\$ 5,816.00	\$ 5,816.00	9/23/11	OAKLAND	CA	94606
1185	4240	\$ 10,200.00	\$ 5,810.00	8/2/11	San Jose	CA	95135
1186	4245	\$ 9,150.00	\$ 5,810.00	9/7/11	SAN JOSE	CA	95148
1187	4246	\$ 9,150.00	\$ 5,810.00	9/7/11	SAN JOSE	CA	95148
1188	4247	\$ 14,000.00	\$ 5,810.00	8/4/11	SAN FRANCISCO	CA	94124
1189	4248	\$ 14,000.00	\$ 5,810.00	8/4/11	SAN FRANCISCO	CA	94124
1190	4249	\$ 5,810.00	\$ 5,810.00	6/22/11	SAN JOSE	CA	95135
1191	4250	\$ 5,810.00	\$ 5,810.00	6/23/11	SAN JOSE	CA	95133
1192	4252	\$ 12,000.00	\$ 5,880.00	9/23/11	Roseville	CA	95678
1193	4253	\$ 5,666.00	\$ 5,666.00	11/21/12	SAN JOSE	CA	95111
1194	4255	\$ 5,810.00	\$ 5,810.00	6/22/11	SAN FRANCISCO	CA	94133
1195	4257	\$ 5,835.00	\$ 5,835.00	8/18/11	LIVERMORE	CA	94551
1196	4262	\$ 16,020.00	\$ 5,846.00	6/29/11	SAN JOSE	CA	95133
1197	4263	\$ 5,846.00	\$ 5,846.00	6/27/11	SAN JOSE	CA	95122
1198	4269	\$ 12,500.00	\$ 5,810.00	8/3/12	SAN JOSE	CA	95133
1199	4270	\$ 15,444.00	\$ 5,810.00	8/24/11	San Jose	CA	95131
1200	4271	\$ 16,038.00	\$ 5,762.00	8/24/11	Milpitas	CA	95035
1201	4277	\$ 5,810.00	\$ 5,810.00	6/21/11	SANTA CLARA	CA	95051
1202	4278	\$ 5,810.00	\$ 5,810.00	6/21/11	SANTA CLARA	CA	95051
1203	4279	None Stated	\$ 5,871.00	6/23/11	FREMONT	CA	94539
1204	4280	\$ 5,810.00	\$ 5,810.00	8/19/11	SAN JOSE	CA	95136
1205	4281	\$ 5,810.00	\$ 5,810.00	8/18/11	SAN JOSE	CA	95136
1206	4283	\$ 5,810.00	\$ 5,810.00	7/7/11	DALY CITY	CA	94015
1207	4285	\$ 5,810.00	\$ 5,810.00	9/12/11	SAN JOSE	CA	94131
1208	4292	\$ 5,810.00	\$ 5,810.00	6/29/11	SAN FRANCISCO	CA	94102
1209	4293	\$ 12,500.00	\$ 5,810.00	8/3/11	SAN JOSE	CA	95133
1210	4296	\$ 5,810.00	\$ 5,810.00	7/7/11	MERCED	CA	95348
1211	4297	\$ 5,810.00	\$ 5,810.00	7/25/11	SAN JOSE	CA	95148
1212	4298	\$ 5,810.00	\$ 5,810.00	7/25/11	SAN JOSE	CA	95148
1213	4299	\$ 5,787.00	\$ 5,787.00	7/11/11	SANTA CLARA	CA	95051
1214	4303	\$ 5,816.00	\$ 5,816.00	6/22/11	SAN JOSE	CA	95111
1215	4308	\$ 8,436.00	\$ 8,436.00	7/18/11	MILPITAS	CA	95035
1216	4319	\$ 5,810.00	\$ 5,810.00	6/24/11	SAN JOSE	CA	95148
1217	4320	\$ 5,810.00	\$ 5,810.00	6/24/11	SAN JOSE	CA	95148
1218	4326	\$ 5,810.00	\$ 5,810.00	7/5/11	SUNNYVALE	CA	94087
1219	4331	\$ 5,810.00	\$ 5,810.00	6/30/11	OAKLAND	CA	94619
1220	4332	\$ 5,810.00	\$ 5,810.00	6/29/11	OAKLAND	CA	94606

CMAA Claims Register

	A	B	C	D	E	F	G
1	Member Number	AMOUNT CLAIMED	AMOUNT ALLOWED	Claim Receipt Date	City	State	Zip
1221	4335	\$ 5,899.00	\$ 5,899.00	6/30/11	WESTMINSTER	CA	92683
1222	4346	\$ 5,717.00	\$ 5,717.00	6/27/11	SAN JOSE	CA	95136
1223	4353	\$ 8,763.00	\$ 8,763.00	7/11/11	SAN JOSE	CA	95135
1224	4354	\$ 8,763.00	\$ 8,763.00	7/11/11	SAN JOSE	CA	95135
1225	4355	\$ 9,417.00	\$ 9,417.00	9/23/11	UNION CITY	CA	94587
1226	4359	\$ 5,808.00	\$ 5,808.00	7/5/11	ALAMEDA	CA	94501
1227	4364	\$ 5,588.00	\$ 5,588.00	8/25/11	LOS GATOS	CA	95032
1228	4365	\$ 11,000.00	\$ 5,810.00	8/4/11	UKIAH	CA	95482
1229	4366	\$ 5,810.00	\$ 5,810.00	8/26/11	HERCULES	CA	94547
1230	4367	\$ 5,810.00	\$ 5,810.00	8/18/11	OAKLAND	CA	94606
1231	4371	\$ 10,000.00	\$ 5,810.00	6/22/11	SAN JOSE	CA	95148
1232	4372	\$ 10,000.00	\$ 5,810.00	6/22/11	SAN JOSE	CA	95148
1233	4378	\$ 5,810.00	\$ 5,810.00	6/22/11	SAN JOSE	CA	95123
1234	4379	\$ 5,810.00	\$ 5,810.00	6/22/11	SAN JOSE	CA	95136
1235	4381	\$ 8,851.00	\$ 8,851.00	7/29/11	CAMPBELL	CA	95008
1236	4382	\$ 8,400.00	\$ 8,400.00	9/22/11	SAN FRANCISCO	CA	94102
1237	4383	\$ 9,680.00	\$ 5,810.00	7/5/11	ALAMEDA	CA	94501
1238	4394	\$ 5,810.00	\$ 5,810.00	6/22/11	SAN JOSE	CA	95131
1239	4395	\$ 10,650.00	\$ 7,322.00	8/29/11	SACRAMENTO	CA	95826
1240	4396	\$ 5,781.00	\$ 5,781.00	6/21/11	SAN JOSE	CA	95148
1241	4402	\$ 5,810.00	\$ 5,810.00	8/3/11	SAN JOSE	CA	95133
1242	4403	\$ 5,860.00	\$ 5,860.00	7/11/11	SACRAMENTO	CA	95820
1243	4404	\$ 5,810.00	\$ 5,810.00	7/20/11	SAN JOSE	CA	95131
1244	4406	\$ 5,810.00	\$ 5,810.00	8/18/11	SAN JOSE	CA	95127
1245	4410	\$ 7,562.50	\$ 7,562.50	6/28/11	OAKLAND	CA	94606
1246	4411	\$ 7,562.50	\$ 7,562.50	6/28/11	OAKLAND	CA	94606
1247	4416	\$ 9,082.00	\$ 5,757.00	6/21/11	FREMONT	CA	94538
1248	4420	\$ 7,989.00	\$ 7,989.00	6/27/11	SAN FRANCISCO	CA	94103
1249	4423	\$ 5,766.00	\$ 5,766.00	1/5/12	SAN JOSE	CA	95133
1250	4425	\$ 5,921.00	\$ 5,921.00	7/13/11	San Diego	CA	94122
1251	4426	\$ 5,810.00	\$ 5,810.00	6/22/11	SAN JOSE	CA	95131
1252	4430	\$ 5,846.00	\$ 5,846.00	6/23/11	SAN JOSE	CA	95133
1253	4433	\$ 9,236.00	\$ 5,766.00	6/22/11	SAN JOSE	CA	95112
1254	4435	\$ 5,810.00	\$ 5,810.00	6/23/11	SAN JOSE	CA	95135
1255	4438	\$ 5,810.00	\$ 5,810.00	6/23/11	SAN JOSE	CA	95111
1256	4439	\$ 5,810.00	\$ 5,810.00	6/23/11	SAN JOSE	CA	95111
1257	4444	\$ 9,366.00	\$ 5,810.00	7/26/11	OAKLAND	CA	94606
1258	4445	\$ 16,764.00	\$ 9,231.00	9/15/11	SAN JOSE	CA	95122
1259	4447	\$ 9,412.00	\$ 9,412.00	8/8/11	ANTIOCH	CA	94509
1260	4453	\$ 9,764.00	\$ 5,810.00	6/30/11	SAN FRANCISCO	CA	94124
1261	4455	\$ 10,840.00	\$ 5,810.00	6/22/11	SAN JOSE	CA	95121
1262	4462	\$ 5,810.00	\$ 5,810.00	6/24/11	SACRAMENTO	CA	95828
1263	4463	\$ 5,810.00	\$ 5,810.00	6/24/11	SACRAMENTO	CA	95828
1264	4470	\$ 5,768.00	\$ 5,768.00	6/27/11	SAN JOSE	CA	95116
1265	4471	\$ 5,730.00	\$ 5,730.00	9/19/11	SAN JOSE	CA	95131
1266	4477	\$ 5,810.00	\$ 5,810.00	9/21/11	SAN JOSE	CA	95138
1267	4485	\$ 5,846.00	\$ 5,846.00	9/12/11	OAKLAND	CA	94612
1268	4486	\$ 10,000.00	\$ 5,846.00	9/23/11	HOUSTON	TX	77089
1269	4487	\$ 5,810.00	\$ 5,810.00	6/21/11	SAN JOSE	CA	95111
1270	4490	\$ 5,810.00	\$ 5,810.00	7/8/11	MILPITAS	CA	95035
1271	4491	\$ 5,810.00	\$ 5,810.00	7/8/11	MILPITAS	CA	95035
1272	4492	\$ 5,810.00	\$ 5,810.00	6/22/11	SAN JOSE	CA	95136
1273	4494	\$ 5,810.00	\$ 5,810.00	8/18/11	SAN FRANCISCO	CA	94133

CMAA Claims Register

	A	B	C	D	E	F	G
1	Member Number	AMOUNT CLAIMED	AMOUNT ALLOWED	Claim Receipt Date	City	State	Zip
1274	4496	\$ 5,810.00	\$ 5,810.00	8/3/11	COSTA MESA	CA	92626
1275	4499	\$ 5,810.00	\$ 5,810.00	7/14/11	SAN JOSE	CA	95122
1276	4500	\$ 5,810.00	\$ 5,810.00	6/29/11	SAN JOSE	CA	95122
1277	4503	\$ 5,846.00	\$ 5,846.00	6/29/11	San Leandro	CA	94577
1278	4504	\$ 5,810.00	\$ 5,810.00	6/20/11	SAN JOSE	CA	95132
1279	4505	\$ 5,810.00	\$ 5,810.00	6/20/11	SAN JOSE	CA	95132
1280	4507	\$ 5,658.00	\$ 5,658.00	7/13/11	SAN LEANDRO	CA	94577
1281	4510	\$ 5,951.00	\$ 5,951.00	6/27/11	SAN JOSE	CA	95134
1282	4515	\$ 5,810.00	\$ 5,810.00	6/27/11	SAN FRANCISCO	CA	94134
1283	4517	\$ 10,000.00	\$ 5,818.00	8/18/11	SAN JOSE	CA	95119
1284	4521	\$ 5,810.00	\$ 5,810.00	9/30/11	SAN JOSE	CA	95127
1285	4526	\$ 5,816.00	\$ 5,816.00	6/27/11	SAN JOSE	CA	95131
1286	4533	\$ 5,810.00	\$ 5,810.00	6/29/11	SAN JOSE	CA	95116
1287	4534	\$ 5,810.00	\$ 5,810.00	6/29/11	SAN JOSE	CA	95116
1288	4537	\$ 5,810.00	\$ 5,810.00	6/27/11	SAN JOSE	CA	95148
1289	4540	\$ 5,766.00	\$ 5,766.00	8/23/11	SAN JOSE	CA	95121
1290	4541	\$ 5,766.00	\$ 5,766.00	8/23/11	SAN JOSE	CA	95121
1291	4550	\$ 7,340.00	\$ 7,340.00	7/26/11	SAN JOSE	CA	95121
1292	4561	\$ 7,056.00	\$ 7,056.00	8/10/11	SAN JOSE	CA	95128
1293	4562	\$ 7,056.00	\$ 7,056.00	8/10/11	SAN JOSE	CA	95128
1294	4567	\$ 5,810.00	\$ 5,810.00	7/11/11	SAN FRANCISCO	CA	94116
1295	4569	\$ 5,810.00	\$ 5,810.00	6/21/11	SACRAMENTO	CA	95824
1296	4570	\$ 5,810.00	\$ 5,810.00	6/21/11	SACRAMENTO	CA	95824
1297	4575	\$ 5,810.00	\$ 5,810.00	6/27/11	SAN JOSE	CA	95111
1298	4576	\$ 9,253.00	\$ 5,810.00	6/24/11	SANTA CLARA	CA	95050
1299	4578	\$ 5,870.00	\$ 5,870.00	7/12/11	SAN FRANCISCO	CA	94124
1300	4580	\$ 5,810.00	\$ 5,810.00	6/22/11	SAN JOSE	CA	95148
1301	4582	\$ 7,843.00	\$ 7,843.00	8/31/11	CARSON	CA	90745
1302	4585	\$ 5,835.00	\$ 5,835.00	7/13/11	SAN JOSE	CA	95133
1303	4586	\$ 5,810.00	\$ 5,810.00	8/12/11	SAN JOSE	CA	95138
1304	4587	\$ 5,762.00	\$ 5,762.00	8/12/11	SAN JOSE	CA	95138
1305	4589	\$ 5,754.00	\$ 5,754.00	6/27/11	MARINA	CA	93933
1306	4592	\$ 5,846.00	\$ 5,846.00	6/21/11	SAN JOSE	CA	95122
1307	4595	\$ 5,810.00	\$ 5,810.00	9/12/11	SAN JOSE	CA	95133
1308	4597	\$ 5,810.00	\$ 5,810.00	7/7/11	SAN JOSE	CA	95148
1309	4602	\$ 5,846.00	\$ 5,846.00	9/23/11	RIVERSIDE	CA	92507
1310	4603	\$ 5,846.00	\$ 5,846.00	9/23/11	RIVERSIDE	CA	92507
1311	4604	\$ 5,810.00	\$ 5,810.00	6/21/11	SAN JOSE	CA	95111
1312	4612	\$ 5,730.00	\$ 5,730.00	7/14/11	MILPITAS	CA	95035
1313	4615	\$ 5,842.00	\$ 5,842.00	6/21/11	DALY CITY	CA	94014
1314	4616	\$ 5,810.00	\$ 5,810.00	6/27/11	SAN JOSE	CA	95131
1315	4620	\$ 5,934.00	\$ 5,934.00	8/4/11	SAN JOSE	CA	95127
1316	4621	\$ 25,000.00	\$ 5,810.00	8/23/11	Oakland	CA	94606
1317	4624	\$ 5,810.00	\$ 5,810.00	6/21/11	FREMONT	CA	94539
1318	4625	\$ 5,835.00	\$ 5,835.00	6/24/11	SAN JOSE	CA	95121
1319	4631	\$ 5,810.00	\$ 5,810.00	8/29/11	SUNNYVALE	CA	94087
1320	4637	\$ 5,810.00	\$ 5,810.00	7/5/11	SAN JOSE	CA	95148
1321	4642	\$ 5,810.00	\$ 5,810.00	7/5/11	SAN JOSE	CA	95148
1322	4643	\$ 5,810.00	\$ 5,810.00	8/11/11	SAN FRANCISCO	CA	94121
1323	4644	\$ 5,810.00	\$ 5,810.00	8/11/11	SAN FRANCISCO	CA	94124
1324	4645	\$ 5,774.00	\$ 5,774.00	8/18/11	OAKLAND	CA	94606
1325	4646	\$ 5,810.00	\$ 5,810.00	8/18/11	SAN FRANCISCO	CA	94164
1326	4650	\$ 5,810.00	\$ 5,810.00	7/27/11	DALY CITY	CA	94015

CMAA Claims Register

	A	B	C	D	E	F	G
1	Member Number	AMOUNT CLAIMED	AMOUNT ALLOWED	Claim Receipt Date	City	State	Zip
1327	4651	\$ 5,810.00	\$ 5,810.00	7/27/11	DALY CITY	CA	94015
1328	4654	\$ 5,810.00	\$ 5,810.00	7/28/11	MILPITAS	CA	95035
1329	4656	\$ 9,258.00	\$ 5,810.00	9/20/11	SAN JOSE	CA	95131
1330	4657	\$ 9,258.00	\$ 5,810.00	9/20/11	SAN JOSE	CA	95131
1331	4659	\$ 5,770.00	\$ 5,770.00	7/18/11	ELK GROVE	CA	95624
1332	4660	\$ 5,810.00	\$ 5,810.00	7/22/11	OAKLAND	CA	94606
1333	4662	\$ 15,000.00	\$ 5,810.00	6/27/11	SAN JOSE	CA	95132
1334	4674	\$ 5,810.00	\$ 5,810.00	7/11/11	Tracy	CA	95377
1335	4676	\$ 5,810.00	\$ 5,810.00	7/27/11	SAN JOSE	CA	95117
1336	4685	\$ 5,787.00	\$ 5,787.00	6/22/11	SAN JOSE	CA	95148
1337	4695	\$ 5,810.00	\$ 5,810.00	8/15/11	SANTA CLARA	CA	95054
1338	4698	\$ 8,845.00	\$ 5,810.00	7/21/11	Charlotte	NC	28226-4005
1339	4699	\$ 8,845.00	\$ 5,810.00	7/21/11	Charlotte	NC	28226-4005
1340	4700	\$ 5,810.00	\$ 5,810.00	7/1/11	MILPITAS	CA	95035
1341	4701	\$ 5,810.00	\$ 5,810.00	9/23/11	San Jose	CA	95121
1342	4702	\$ 5,810.00	\$ 5,810.00	7/6/11	SACRAMEMTO	CA	95835
1343	4703	\$ 5,810.00	\$ 5,810.00	9/12/11	GLENALLEN	VA	23060
1344	4710	\$ 5,810.00	\$ 5,810.00	9/7/11	SANTA CLARA	CA	95051
1345	4714	\$ 5,810.00	\$ 5,810.00	7/11/11	SAN FRANCISCO	CA	94109
1346	4717	\$ 5,894.00	\$ 5,894.00	6/21/11	SAN JOSE	CA	95116
1347	4718	\$ 5,894.00	\$ 5,894.00	6/21/11	SAN JOSE	CA	95116
1348	4726	\$ 5,846.00	\$ 5,846.00	6/23/11	SAN JOSE	CA	95111
1349	4729	\$ 5,810.00	\$ 5,810.00	6/21/11	ELK GROVE	CA	95624
1350	4730	\$ 5,846.00	\$ 5,846.00	9/7/11	TRACY	CA	95304
1351	4733	\$ 5,810.00	\$ 5,810.00	9/6/11	HOUSTON	TX	77041
1352	4736	\$ 5,810.00	\$ 5,810.00	7/25/11	San Francisco	CA	94118
1353	4737	\$ 5,810.00	\$ 5,810.00	7/25/11	San Francisco	CA	94118
1354	4740	\$ 13,000.00	\$ 5,810.00	9/6/11	OAKLAND	CA	94601
1355	4742	\$ 5,810.00	\$ 5,810.00	8/12/11	SAN JOSE	CA	95116
1356	4747	\$ 5,810.00	\$ 5,810.00	7/11/11	SAN JOSE	CA	95136
1357	4751	\$ 5,809.50	\$ 5,809.50	8/31/11	SAN JOSE	CA	95111
1358	4755	\$ 5,870.00	\$ 5,870.00	7/5/11	MILPITAS	CA	95035
1359	4758	\$ 5,810.00	\$ 5,810.00	6/29/11	MILPITAS	CA	95035
1360	4759	\$ 5,810.00	\$ 5,810.00	6/29/11	MILPITAS	CA	95035
1361	4762	\$ 5,870.00	\$ 5,870.00	7/7/11	FREMONT	CA	94555
1362	4763	\$ 5,762.00	\$ 5,762.00	6/23/11	HAYWARD	CA	94544
1363	4764	\$ 5,762.00	\$ 5,762.00	6/23/11	HAYWARD	CA	94544
1364	4766	\$ 5,810.00	\$ 5,810.00	6/27/11	SAN JOSE	CA	95111
1365	4769	\$ 9,000.00	\$ 5,846.00	8/15/11	SAN JOSE	CA	95116
1366	4770	\$ 5,846.00	\$ 5,846.00	7/5/11	SAN JOSE	CA	95131
1367	4771	\$ 5,846.00	\$ 5,846.00	7/5/11	SAN JOSE	CA	95131
1368	4775	\$ 5,810.00	\$ 5,810.00	7/5/11	SAN JOSE	CA	95111
1369	4776	\$ 5,810.00	\$ 5,810.00	6/22/11	SAN JOSE	CA	95111
1370	4789	\$ 9,288.00	\$ 5,846.00	9/22/11	MILPITAS	CA	95035
1371	4791	\$ 8,291.00	\$ 8,291.00	7/25/11	SAN JOSE	CA	95132
1372	4792	\$ 5,852.00	\$ 5,852.00	6/30/11	RENTON	WA	98056
1373	4795	\$ 5,846.00	\$ 5,846.00	7/28/11	SAN JOSE	CA	95148
1374	4799	\$ 5,810.00	\$ 5,810.00	7/26/11	SAN FRANCISCO	CA	94107
1375	4803	\$ 5,835.00	\$ 5,835.00	6/20/11	SAN FRANCISCO	CA	94134
1376	4804	\$ 8,769.00	\$ 8,769.00	8/25/11	San Jose	CA	95131
1377	4805	\$ 8,769.00	\$ 8,769.00	8/24/11	San Jose	CA	95131
1378	4811	\$ 5,810.00	\$ 5,810.00	8/18/11	Long Beach	CA	90805
1379	4812	\$ 5,810.00	\$ 5,810.00	8/18/11	Long Beach	CA	90805

CMAA Claims Register

	A	B	C	D	E	F	G
1	Member Number	AMOUNT CLAIMED	AMOUNT ALLOWED	Claim Receipt Date	City	State	Zip
1380	4813	\$ 5,846.00	\$ 5,846.00	8/12/11	SAN JOSE	CA	95148
1381	4814	\$ 5,846.00	\$ 5,846.00	8/12/11	SAN JOSE	CA	95148
1382	4816	\$ 15,000.00	\$ 5,810.00	6/24/11	SAN FRANCISCO	CA	94112
1383	4819	\$ 5,810.00	\$ 5,810.00	7/8/11	SAN JOSE	CA	95122
1384	4820	\$ 5,810.00	\$ 5,810.00	7/14/11	SAN JOSE	CA	95122
1385	4823	\$ 5,790.00	\$ 5,790.00	7/12/11	MILPITAS	CA	95035
1386	4824	\$ 9,237.00	\$ 5,810.00	8/12/11	SAN JOSE	CA	95112
1387	4827	\$ 5,900.00	\$ 5,900.00	6/23/11	SAN JOSE	CA	95132
1388	4834	\$ 5,810.00	\$ 5,810.00	7/18/11	MILPITAS	CA	95035
1389	4837	\$ 12,000.00	\$ 5,810.00	9/6/11	MILPITAS	CA	95035
1390	4838	\$ 5,790.00	\$ 5,790.00	8/19/11	SAN JOSE	CA	95148
1391	4842	\$ 5,750.00	\$ 5,750.00	6/23/11	OAKLAND	CA	94606
1392	4852	\$ 5,810.00	\$ 5,810.00	7/6/11	SAN JOSE	CA	95148
1393	4854	\$ 5,846.00	\$ 5,846.00	6/27/11	SAN JOSE	CA	95122
1394	4855	\$ 15,000.00	\$ 5,810.00	7/11/11	OAKLAND	CA	94607
1395	4867	\$ 5,810.00	\$ 5,810.00	7/8/11	SAN JOSE	CA	95121
1396	4868	\$ 5,730.00	\$ 5,730.00	7/7/11	SAN JOSE	CA	95148
1397	4875	\$ 5,810.00	\$ 5,810.00	8/2/11	SAN JOSE	CA	95122
1398	4877	\$ 5,810.00	\$ 5,810.00	6/21/11	SAN JOSE	CA	95111
1399	4878	\$ 5,810.00	\$ 5,810.00	6/27/11	SAN JOSE	CA	95133
1400	4879	\$ 5,810.00	\$ 5,810.00	7/8/11	SAN LEANDRO	CA	94579
1401	4881	\$ 12,471.00	\$ 5,810.00	8/18/11	SAN JOSE	CA	95120
1402	4890	\$ 9,104.00	\$ 5,810.00	9/30/11	Campbell	CA	95008
1403	4891	\$ 5,810.00	\$ 5,810.00	7/5/11	SAN JOSE	CA	95121
1404	4898	\$ 12,000.00	\$ 5,810.00	8/18/11	SAN JOSE	CA	95132
1405	4900	\$ 5,712.00	\$ 5,712.00	7/15/11	SAN JOSE	CA	95111
1406	4901	\$ 5,712.00	\$ 5,712.00	7/15/11	SAN JOSE	CA	95111
1407	4902	\$ 5,810.00	\$ 5,810.00	8/2/11	SANTA CLARA	CA	95054
1408	4903	\$ 5,810.00	\$ 5,810.00	8/2/11	SANTA CLARA	CA	95054
1409	4904	\$ 5,810.00	\$ 5,810.00	8/2/11	SANTA CLARA	CA	95054
1410	4905	\$ 5,810.00	\$ 5,810.00	8/2/11	SANTA CLARA	CA	95054
1411	4907	\$ 5,810.00	\$ 5,810.00	6/23/11	SAN FRANCISCO	CA	94118
1412	4908	\$ 5,810.00	\$ 5,810.00	6/23/11	SAN FRANCISCO	CA	94118
1413	4915	\$ 5,810.00	\$ 5,810.00	6/22/11	SAN JOSE	CA	95111
1414	4916	\$ 5,810.00	\$ 5,810.00	6/22/11	SAN JOSE	CA	95111
1415	4919	\$ 5,810.00	\$ 5,810.00	7/25/11	ANAHEIM	CA	92804
1416	4921	\$ 5,840.00	\$ 5,840.00	6/27/11	SAN JOSE	CA	95111
1417	4929	\$ 5,810.00	\$ 5,810.00	7/6/11	SAN JOSE	CA	95122
1418	4944	\$ 8,836.50	\$ 8,836.50	6/29/11	FREMONT	CA	94539
1419	4945	\$ 8,836.50	\$ 8,836.50	6/29/11	FREMONT	CA	94539
1420	4946	\$ 5,641.00	\$ 5,641.00	7/25/11	SAN JOSE	CA	95136
1421	4947	\$ 5,849.00	\$ 5,849.00	7/13/11	MILPITAS	CA	95035
1422	4950	\$ 5,810.00	\$ 5,810.00	6/21/11	SUNNYVALE	CA	94087
1423	4956	\$ 5,810.00	\$ 5,810.00	7/12/11	MILPITAS	CA	95035
1424	4959	\$ 5,810.00	\$ 5,810.00	6/24/11	PITTSBURG	CA	94565
1425	4960	\$ 5,810.00	\$ 5,810.00	8/2/11	SANTA CLARA	CA	95054
1426	4961	\$ 5,810.00	\$ 5,810.00	8/18/11	SANTA CLARA	CA	95054
1427	4964	\$ 5,810.00	\$ 5,810.00	6/29/11	SAN JOSE	CA	95122
1428	4967	\$ 5,762.00	\$ 5,762.00	6/21/11	SAN JOSE	CA	95111
1429	4970	\$ 5,835.00	\$ 5,835.00	6/27/11	SAN JOSE	CA	95111
1430	4984	\$ 8,996.00	\$ 5,730.00	9/15/11	CAMPBELL	CA	95008
1431	4985	\$ 9,128.00	\$ 5,755.00	9/15/11	S. SAN FRANCISCO	CA	94080
1432	4991	\$ 6,006.00	\$ 6,006.00	7/5/11	SAN JOSE	CA	95122

CMAA Claims Register

	A	B	C	D	E	F	G
1	Member Number	AMOUNT CLAIMED	AMOUNT ALLOWED	Claim Receipt Date	City	State	Zip
1433	4992	\$ 5,731.00	\$ 5,731.00	6/27/11	OAKLAND	CA	94601
1434	5001	\$ 5,846.00	\$ 5,846.00	8/18/11	SAN JOSE	CA	95148
1435	5002	\$ 5,810.00	\$ 5,810.00	7/11/11	SUNNYVALE	CA	94085
1436	5003	\$ 5,810.00	\$ 5,810.00	7/11/11	SUNNYVALE	CA	94085
1437	5004	\$ 5,810.00	\$ 5,810.00	6/27/11	SAN JOSE	CA	95111
1438	5007	\$ 5,810.00	\$ 5,810.00	7/6/11	SAN JOSE	CA	95148
1439	5013	\$ 5,758.00	\$ 5,758.00	7/18/11	SAN JOSE	CA	95131
1440	5014	\$ 5,700.00	\$ 5,700.00	6/23/11	OAKLAND	CA	94606
1441	5015	\$ 5,810.00	\$ 5,810.00	7/11/11	SAN FRANCISCO	CA	94116
1442	5016	\$ 5,810.00	\$ 5,810.00	7/11/11	SAN FRANCISCO	CA	94116
1443	5020	\$ 5,810.00	\$ 5,810.00	6/21/11	SAN FRANCISCO	CA	94102
1444	5022	\$ 5,810.00	\$ 5,810.00	10/5/11	SAN JOSE	CA	95111
1445	5023	\$ 5,810.00	\$ 5,810.00	7/7/11	SANTA CLARA	CA	95051
1446	5027	\$ 5,846.00	\$ 5,846.00	7/7/11	SANTA CLARA	CA	95054
1447	5031	\$ 5,810.00	\$ 5,810.00	7/8/11	SAN JOSE	CA	95135
1448	5032	\$ 5,810.00	\$ 5,810.00	7/8/11	SAN JOSE	CA	95135
1449	5037	\$ 5,810.00	\$ 5,810.00	7/15/11	FREMONT	CA	94555
1450	5043	\$ 5,810.00	\$ 5,810.00	7/1/11	SUNNYVALE	CA	94089
1451	5044	\$ 5,810.00	\$ 5,810.00	7/1/11	SUNNYVALE	CA	94089
1452	5047	\$ 5,810.00	\$ 5,810.00	11/20/12	ANTIOCH	CA	94509
1453	5049	\$ 5,762.00	\$ 5,762.00	6/21/11	PLEASANTON	CA	94566
1454	5050	\$ 5,810.00	\$ 5,810.00	7/19/11	MILPITAS	CA	95035
1455	5055	\$ 5,810.00	\$ 5,810.00	7/20/11	SAN JOSE	CA	95121
1456	5059	\$ 5,810.00	\$ 5,810.00	8/18/11	SAN JOSE	CA	95121
1457	5061	\$ 5,810.00	\$ 5,810.00	7/21/11	PITTSBURG	CA	94565
1458	5062	\$ 8,608.00	\$ 8,608.00	8/22/11	SAN JOSE	CA	95131
1459	5063	\$ 5,678.00	\$ 5,678.00	8/18/11	SAN FRANCISCO	CA	94109
1460	5064	\$ 5,678.00	\$ 5,678.00	8/18/11	SAN FRANCISCO	CA	94109
1461	5073	\$ 5,810.00	\$ 5,810.00	7/15/11	SAN JOSE	CA	95122
1462	5078	\$ 15,000.00	\$ 5,810.00	6/22/11	MILPITAS	CA	95035
1463	5082	\$ 5,816.00	\$ 5,816.00	6/27/11	SAN JOSE	CA	95121
1464	5083	\$ 5,810.00	\$ 5,810.00	6/21/11	SANTA CLARA	CA	95051
1465	5084	\$ 5,810.00	\$ 5,810.00	9/9/11	San Jose	CA	95135
1466	5085	\$ 11,056.00	\$ 5,846.00	6/29/11	SAN JOSE	CA	95126
1467	5086	\$ 5,883.00	\$ 5,883.00	9/7/11	SAN JOSE	CA	95111
1468	5087	\$ 5,858.00	\$ 5,858.00	9/7/11	SAN JOSE	CA	95111
1469	5089	\$ 8,487.00	\$ 8,487.00	8/22/11	ALAMEDA	CA	94501
1470	5095	\$ 5,766.00	\$ 5,766.00	7/5/11	SAN JOSE	CA	95111
1471	5104	\$ 16,000.00	\$ 5,846.00	8/17/11	San Jose	CA	95121
1472	5106	\$ 5,810.00	\$ 5,810.00	10/4/11	SAN JOSE	CA	95118
1473	5108	\$ 5,810.00	\$ 5,810.00	6/29/11	SAN JOSE	CA	95112
1474	5110	\$ 5,810.00	\$ 5,810.00	6/22/11	UNION CITY	CA	94587
1475	5111	\$ 5,810.00	\$ 5,810.00	6/22/11	UNION CITY	CA	94587
1476	5114	\$ 9,251.00	\$ 5,810.00	8/12/11	SAN JOSE	CA	95121
1477	5115	\$ 9,838.00	\$ 5,835.00	9/23/11	SAN FRANCISCO	CA	94112
1478	5116	\$ 8,993.00	\$ 5,810.00	9/23/11	SAN FRANCISCO	CA	94112
1479	5120	\$ 9,000.00	\$ 9,000.00	7/7/11	SAN JOSE	CA	95132
1480	5123	\$ 5,810.00	\$ 5,810.00	7/5/11	PALO ALTO	CA	94306
1481	5126	\$ 10,000.00	\$ 5,810.00	8/24/11	SAN JOSE	CA	95121
1482	5127	\$ 5,810.00	\$ 5,810.00	8/5/11	SAN JOSE	CA	95131
1483	5136	\$ 8,357.00	\$ 8,357.00	8/24/11	UNION CITY	CA	94587
1484	5143	\$ 8,794.00	\$ 8,794.00	7/1/11	SAN JOSE	CA	95133
1485	5151	\$ 5,810.00	\$ 5,810.00	8/31/11	HAYWARD	CA	94545

CMAA Claims Register

	A	B	C	D	E	F	G
1	Member Number	AMOUNT CLAIMED	AMOUNT ALLOWED	Claim Receipt Date	City	State	Zip
1486	5158	\$ 9,012.00	\$ 9,012.00	9/12/11	HAYWARD	CA	94545
1487	5163	\$ 9,251.00	\$ 5,810.00	8/12/11	SAN JOSE	CA	95121
1488	5164	\$ 5,870.00	\$ 5,870.00	9/12/11	DALY CITY	CA	94015
1489	5165	\$ 5,870.00	\$ 5,870.00	9/12/11	DALY CITY	CA	94015
1490	5166	\$ 5,835.00	\$ 5,835.00	6/21/11	SAN FRANCISCO	CA	94121
1491	5168	\$ 5,846.00	\$ 5,846.00	8/18/11	SAN JOSE	CA	95119
1492	5169	\$ 5,810.00	\$ 5,810.00	7/14/11	SAN JOSE	CA	95132
1493	5173	\$ 15,000.00	\$ 5,782.00	9/6/11	SAN JOSE	CA	95148
1494	5176	\$ 6,824.00	\$ 6,824.00	9/23/11	SAN JOSE	CA	95148
1495	5177	\$ 5,810.00	\$ 5,810.00	7/7/11	HUNTINGTON BEACH	CA	92649
1496	5182	\$ 5,810.00	\$ 5,810.00	9/6/11	SAN JOSE	CA	95111
1497	5191	\$ 5,810.00	\$ 5,810.00	7/5/11	MILPITAS	CA	95035
1498	5194	\$ 5,810.00	\$ 5,810.00	7/25/11	SAN JOSE	CA	95112
1499	5195	\$ 5,841.00	\$ 5,841.00	7/1/11	SAN JOSE	CA	95123
1500	5196	\$ 6,068.00	\$ 6,068.00	8/5/11	SAN JOSE	CA	95119
1501	5199	\$ 5,810.00	\$ 5,810.00	6/28/11	SAN JOSE	CA	95111
1502	5200	\$ 5,810.00	\$ 5,810.00	6/28/11	SAN JOSE	CA	95111
1503	5203	\$ 5,810.00	\$ 5,810.00	8/18/11	LIVERMORE	CA	94551
1504	5204	\$ 5,810.00	\$ 5,810.00	6/27/11	FREMONT	CA	94536
1505	5205	\$ 5,810.00	\$ 5,810.00	6/27/11	FREMONT	CA	94536
1506	5206	\$ 5,846.00	\$ 5,846.00	7/7/11	SACRAMENTO	CA	95826
1507	5208	\$ 5,810.00	\$ 5,810.00	6/27/11	FREMONT	CA	94536
1508	5211	\$ 13,000.00	\$ 5,846.00	9/9/11	SAN JOSE	CA	95131
1509	5219	\$ 5,810.00	\$ 5,810.00	7/20/11	SAN JOSE	CA	95126
1510	5220	\$ 8,791.00	\$ 8,791.00	9/23/11	CONCORD	CA	94518
1511	5221	\$ 8,791.00	\$ 8,791.00	9/23/11	CONCORD	CA	94518
1512	5222	\$ 5,810.00	\$ 5,810.00	6/24/11	WINDSOR	CA	95492
1513	5224	\$ 5,846.00	\$ 5,846.00	6/23/11	MOUNTAIN VIEW	CA	94041
1514	5225	\$ 5,846.00	\$ 5,846.00	6/23/11	MOUNTAIN VIEW	CA	94041
1515	5235	\$ 8,567.00	\$ 8,567.00	8/4/11	SAN JOSE	CA	95132
1516	5236	\$ 8,567.00	\$ 8,567.00	8/8/11	SAN JOSE	CA	95132
1517	5248	\$ 5,810.00	\$ 5,810.00	6/27/11	SAN JOSE	CA	95127
1518	5250	\$ 9,004.00	\$ 5,810.00	7/28/11	PLEASANT HILL	CA	94523
1519	5251	\$ 9,004.00	\$ 5,810.00	7/28/11	PLEASANT HILL	CA	94523
1520	5252	\$ 5,810.00	\$ 5,810.00	6/27/11	SAN FRANCISCO	CA	94108
1521	5256	\$ 10,000.00	\$ 5,810.00	6/27/11	ROSEMEAD	CA	91770
1522	5260	\$ 5,810.00	\$ 5,810.00	6/23/11	SAN JOSE	CA	95121
1523	5268	\$ 5,846.00	\$ 5,846.00	7/1/11	SAN JOSE	CA	95112
1524	5273	\$ 5,810.00	\$ 5,810.00	9/7/11	FREMONT	CA	94539
1525	5274	\$ 5,810.00	\$ 5,810.00	9/7/11	FREMONT	CA	94529
1526	5281	\$ 9,421.00	\$ 9,421.00	8/25/11	SAN JOSE	CA	95148
1527	5286	\$ 5,810.00	\$ 5,810.00	7/19/11	SAN JOSE	CA	95117
1528	5292	\$ 5,810.00	\$ 5,810.00	6/28/11	NEWARK	CA	94560
1529	5293	\$ 5,810.00	\$ 5,810.00	6/29/11	SAN JOSE	CA	95132
1530	5294	\$ 5,762.00	\$ 5,762.00	6/23/11	SANTA CRUZ	CA	95060
1531	5299	\$ 5,730.00	\$ 5,730.00	6/30/11	FREMONT	CA	94538
1532	5300	\$ 5,810.00	\$ 5,810.00	7/6/11	SAN JOSE	CA	95122
1533	5303	\$ 5,858.00	\$ 5,858.00	8/11/11	SAN JOSE	CA	95121
1534	5304	\$ 5,858.00	\$ 5,858.00	8/11/11	SAN JOSE	CA	95121
1535	5310	\$ 5,846.00	\$ 5,846.00	6/24/11	SAN JOSE	CA	95123
1536	5314	\$ 5,425.00	\$ 5,425.00	7/20/11	SAN JOSE	CA	95132
1537	5315	\$ 5,786.00	\$ 5,786.00	6/27/11	CORONA	CA	92881
1538	5319	\$ 5,846.00	\$ 5,846.00	8/18/11	SAN JOSE	CA	95113

CMAA Claims Register

	A	B	C	D	E	F	G
1	Member Number	AMOUNT CLAIMED	AMOUNT ALLOWED	Claim Receipt Date	City	State	Zip
1539	5322	\$ 5,810.00	\$ 5,810.00	7/22/11	SAN JOSE	CA	95131
1540	5325	\$ 5,846.00	\$ 5,846.00	8/15/11	Brentwood	CA	94513
1541	5328	\$ 5,810.00	\$ 5,810.00	7/12/11	OAKLAND	CA	94606
1542	5329	\$ 5,810.00	\$ 5,810.00	7/12/11	OAKLAND	CA	94606
1543	5330	\$ 5,846.00	\$ 5,846.00	6/30/11	OAKLAND	CA	94607
1544	5331	\$ 5,810.00	\$ 5,810.00	6/23/11	OAKLAND	CA	94606
1545	5333	\$ 5,810.00	\$ 5,810.00	8/25/11	SAN JOSE	CA	95116
1546	5334	\$ 5,846.00	\$ 5,846.00	7/15/11	ELK GROVE	CA	95757
1547	5335	\$ 5,810.00	\$ 5,810.00	8/5/11	San Francisco	CA	94122
1548	5340	\$ 8,000.00	\$ 8,000.00	8/11/11	SAN FRANCISCO	CA	94124
1549	5344	\$ 5,810.00	\$ 5,810.00	6/24/11	SAN JOSE	CA	95136
1550	5347	\$ 5,846.00	\$ 5,846.00	9/23/11	SAN JOSE	CA	95111
1551	5348	\$ 9,250.00	\$ 5,846.00	8/11/11	San Jose	CA	95121
1552	5349	\$ 5,846.00	\$ 5,846.00	6/23/11	SAN JOSE	CA	95111
1553	5350	\$ 5,744.00	\$ 5,744.00	6/23/11	SAN JOSE	CA	95111
1554	5353	\$ 5,810.00	\$ 5,810.00	7/8/11	SAN JOSE	CA	95133
1555	5356	\$ 5,810.00	\$ 5,810.00	7/1/11	SAN JOSE	CA	95111
1556	5357	\$ 5,810.00	\$ 5,810.00	7/8/11	SAN JOSE	CA	95120
1557	5358	\$ 8,249.00	\$ 8,249.00	7/27/11	SAN FRANCISCO	CA	94102
1558	5359	\$ 8,931.00	\$ 8,931.00	7/26/11	SAN JOSE	CA	95122
1559	5360	\$ 5,810.00	\$ 5,810.00	7/28/11	SAN JOSE	CA	95133
1560	5362	\$ 5,810.00	\$ 5,810.00	6/24/11	SAN FRANCISCO	CA	94116
1561	5365	\$ 5,810.00	\$ 5,810.00	6/30/11	Union City	CA	94587
1562	5367	\$ 5,810.00	\$ 5,810.00	6/29/11	SAN FRANCISCO	CA	94122
1563	5368	\$ 5,810.00	\$ 5,810.00	6/23/11	SAN FRANCISCO	CA	94122
1564	5378	\$ 5,846.00	\$ 5,846.00	7/27/11	SAN JOSE	CA	95132
1565	5380	\$ 5,835.00	\$ 5,835.00	7/19/11	SAN JOSE	CA	95121
1566	5387	\$ 5,846.00	\$ 5,846.00	9/15/11	SAN JOSE	CA	95123
1567	5389	\$ 5,810.00	\$ 5,810.00	8/1/11	OAKLAND	CA	94602
1568	5390	\$ 5,810.00	\$ 5,810.00	8/1/11	OAKLAND	CA	94602
1569	5391	\$ 5,810.00	\$ 5,810.00	8/15/11	SAN JOSE	CA	95121
1570	5392	\$ 5,828.00	\$ 5,828.00	7/8/11	SAN FRANCISCO	CA	94112
1571	5394	\$ 5,810.00	\$ 5,810.00	8/1/11	SARATOGA	CA	95070
1572	5395	\$ 5,846.00	\$ 5,846.00	6/29/11	SAN JOSE	CA	95148
1573	5396	\$ 5,810.00	\$ 5,810.00	7/5/11	SAN JOSE	CA	95148
1574	5398	\$ 5,810.00	\$ 5,810.00	6/29/11	SAN FRANCISCO	CA	94112
1575	5401	\$ 5,810.00	\$ 5,810.00	9/1/11	SAN FRANCISCO	CA	94133
1576	5402	\$ 5,808.00	\$ 5,808.00	9/23/11	SAN FRANCISCO	CA	94122
1577	5403	\$ 5,808.00	\$ 5,808.00	9/23/11	SAN FRANCISCO	CA	94122
1578	5407	\$ 5,810.00	\$ 5,810.00	9/6/11	NORTH QUINCY	MA	2171
1579	5418	\$ 5,810.00	\$ 5,810.00	8/18/11	SAN FRANCISCO	CA	94118
1580	5422	\$ 5,810.00	\$ 5,810.00	6/24/11	SAN JOSE	CA	95132
1581	5426	\$ 8,606.00	\$ 8,606.00	7/6/11	SAN FRANCISCO	CA	94121
1582	5427	\$ 5,711.00	\$ 5,711.00	6/30/11	WALNUTCREEK	CA	94596
1583	5429	\$ 5,762.00	\$ 5,762.00	7/26/11	CONCORD	CA	94518
1584	5430	\$ 5,678.00	\$ 5,678.00	7/1/11	SAN JOSE	CA	95132
1585	5432	\$ 5,838.00	\$ 5,838.00	7/5/11	DALY CITY	CA	94014
1586	5433	\$ 5,810.00	\$ 5,810.00	6/27/11	SAN JOSE	CA	95112
1587	5435	\$ 5,810.00	\$ 5,810.00	6/27/11	SAN JOSE	CA	95112
1588	5436	\$ 5,835.00	\$ 5,835.00	7/26/11	OAKLAND	CA	94618
1589	5437	\$ 5,835.00	\$ 5,835.00	7/26/11	OAKLAND	CA	94618
1590	5443	\$ 5,810.00	\$ 5,810.00	7/15/11	SAN JOSE	CA	95132
1591	5444	\$ 5,810.00	\$ 5,810.00	7/15/11	SAN JOSE	CA	95132

CMAA Claims Register

	A	B	C	D	E	F	G
1	Member Number	AMOUNT CLAIMED	AMOUNT ALLOWED	Claim Receipt Date	City	State	Zip
1592	5447	\$ 8,900.00	\$ 5,810.00	8/31/11	SAN JOSE	CA	95121
1593	5448	\$ 8,971.00	\$ 5,810.00	8/22/11	SAN JOSE	CA	95122
1594	5449	\$ 17,300.00	\$ 5,810.00	7/5/11	SAN FRANCISCO	CA	94122
1595	5455	\$ 5,810.00	\$ 5,810.00	7/11/11	SAN JOSE	CA	95111
1596	5456	\$ 5,810.00	\$ 5,810.00	6/27/11	SAN JOSE	CA	95122
1597	5459	\$ 8,682.00	\$ 8,682.00	7/5/11	CASTRO VALLEY	CA	94546
1598	5463	\$ 5,810.00	\$ 5,810.00	6/29/11	SAN JOSE	CA	95148
1599	5467	\$ 5,894.00	\$ 5,894.00	8/24/11	SAN JOSE	CA	95132
1600	5468	\$ 5,810.00	\$ 5,810.00	8/24/11	SAN JOSE	CA	95132
1601	5472	\$ 5,810.00	\$ 5,810.00	7/13/11	SAN JOSE	CA	95111
1602	5474	\$ 5,791.00	\$ 5,791.00	8/18/11	SAN JOSE	CA	95132
1603	5476	\$ 5,810.00	\$ 5,810.00	7/1/11	Elk Grove	CA	95758
1604	5483	\$ 5,810.00	\$ 5,810.00	6/29/11	SAN JOSE	CA	95136
1605	5484	\$ 5,810.00	\$ 5,810.00	6/29/11	SAN JOSE	CA	95136
1606	5490	\$ 5,810.00	\$ 5,810.00	8/2/11	SAN JOSE	CA	95122
1607	5492	\$ 5,730.00	\$ 5,730.00	7/29/11	SAN FRANCISCO	CA	94116
1608	5493	\$ 5,810.00	\$ 5,810.00	8/29/11	SAN JOSE	CA	95136
1609	5495	\$ 5,810.00	\$ 5,810.00	6/27/11	SAN JOSE	CA	95111
1610	5497	\$ 5,846.00	\$ 5,846.00	6/29/11	SAN JOSE	CA	95122
1611	5499	\$ 5,810.00	\$ 5,810.00	8/15/11	SAN FRANCISCO	CA	94122
1612	5500	\$ 5,810.00	\$ 5,810.00	8/15/11	SAN FRANCISCO	CA	94122
1613	5503	\$ 5,762.00	\$ 5,762.00	6/23/11	OAKLAND	CA	94606
1614	5505	\$ 5,810.00	\$ 5,810.00	7/26/11	OAKLAND	CA	94602
1615	5508	\$ 5,846.00	\$ 5,846.00	7/19/11	SAN JOSE	CA	95112
1616	5509	\$ 5,810.00	\$ 5,810.00	6/27/11	SAN JOSE	CA	95148
1617	5510	\$ 5,762.00	\$ 5,762.00	7/13/11	FREMONT	CA	94539
1618	5514	\$ 6,193.00	\$ 6,193.00	8/12/11	SAN JOSE	CA	95136
1619	5515	\$ 6,193.00	\$ 6,193.00	8/12/11	SAN JOSE	CA	95136
1620	5519	\$ 5,978.00	\$ 5,978.00	9/12/11	MARINA	CA	93933
1621	5522	\$ 5,810.00	\$ 5,810.00	6/30/11	MILPITAS	CA	95035
1622	5524	\$ 8,380.00	\$ 8,380.00	8/4/11	SAN JOSE	CA	95122
1623	5525	\$ 5,766.00	\$ 5,766.00	8/18/11	SAN JOSE	CA	95132
1624	5528	\$ 5,810.00	\$ 5,810.00	6/29/11	SAN JOSE	CA	95116
1625	5529	\$ 5,870.00	\$ 5,870.00	6/27/11	SAN JOSE	CA	95121
1626	5530	\$ 6,075.00	\$ 6,075.00	7/19/11	CAMPBELL	CA	95008
1627	5543	\$ 5,810.00	\$ 5,810.00	7/5/11	WEST MINSTER	CA	92683
1628	5544	\$ 5,810.00	\$ 5,810.00	7/12/11	HAYWARD	CA	94544
1629	5549	\$ 5,921.00	\$ 5,921.00	7/11/11	SAN JOSE	CA	95111
1630	5550	\$ 5,810.00	\$ 5,810.00	6/30/11	GARDEN GROVE	CA	92843
1631	5552	\$ 5,810.00	\$ 5,810.00	7/5/11	SUNNYVALE	CA	94087
1632	5553	\$ 8,500.00	\$ 8,500.00	6/30/11	SAN JOSE	CA	95132
1633	5554	\$ 8,500.00	\$ 8,500.00	6/30/11	SAN JOSE	CA	95132
1634	5555	\$ 5,393.00	\$ 5,393.00	9/23/11	SAN FRANCISCO	CA	94134
1635	5556	\$ 5,393.00	\$ 5,393.00	9/23/11	SAN FRANCISCO	CA	94134
1636	5558	\$ 5,810.00	\$ 5,810.00	9/23/11	FREMONT	CA	94536
1637	5562	\$ 5,810.00	\$ 5,810.00	8/18/11	SAN JOSE	CA	95148
1638	5567	\$ 5,810.00	\$ 5,810.00	6/27/11	BAY POINT	CA	94565
1639	5571	\$ 5,798.00	\$ 5,798.00	7/12/11	ALBANY	CA	94706
1640	5573	\$ 5,810.00	\$ 5,810.00	6/24/11	MILPITAS	CA	95035
1641	5574	\$ 5,810.00	\$ 5,810.00	6/24/11	MILPITAS	CA	95035
1642	5576	\$ 11,620.00	\$ 8,470.00	6/30/11	ALVISO	CA	95002
1643	5578	\$ 9,852.00	\$ 5,852.00	10/13/12	SAUSALITO	CA	94965
1644	5579	\$ 8,380.00	\$ 8,380.00	9/7/11	SACRAMENTO	CA	95828

CMAA Claims Register

	A	B	C	D	E	F	G
1	Member Number	AMOUNT CLAIMED	AMOUNT ALLOWED	Claim Receipt Date	City	State	Zip
1645	5580	\$ 8,380.00	\$ 8,380.00	9/7/11	SACRAMENTO	CA	95828
1646	5583	\$ 5,810.00	\$ 5,810.00	7/6/11	SAN FRANCISCO	CA	94112
1647	5585	\$ 8,354.00	\$ 8,354.00	8/11/11	SAN FRANCISCO	CA	94116
1648	5586	\$ 8,354.00	\$ 8,354.00	8/11/11	SAN FRANCISCO	CA	94116
1649	5590	\$ 5,810.00	\$ 5,810.00	7/5/11	SAN JOSE	CA	95132
1650	5591	\$ 5,810.00	\$ 5,810.00	7/20/11	SAN JOSE	CA	95111
1651	5592	\$ 5,810.00	\$ 5,810.00	7/20/11	SAN JOSE	CA	95111
1652	5593	\$ 10,769.00	\$ 5,810.00	7/18/11	San Jose	CA	95121
1653	5596	\$ 5,835.00	\$ 5,835.00	7/18/11	GOLD CANYON	AZ	85218
1654	5597	\$ 5,810.00	\$ 5,810.00	8/31/11	ELK GROVE	CA	95758
1655	5600	\$ 5,810.00	\$ 5,810.00	9/15/11	SAN JOSE	CA	95111
1656	5602	\$ 5,810.00	\$ 5,810.00	8/19/11	SAN JOSE	CA	95112
1657	5605	\$ 5,810.00	\$ 5,810.00	8/12/11	SUNNYVALE	CA	94086
1658	5617	\$ 5,809.00	\$ 5,809.00	6/29/11	OAKLAND	CA	94606
1659	5619	\$ 5,810.00	\$ 5,810.00	8/15/11	SAN JOSE	CA	95124
1660	5620	\$ 5,810.00	\$ 5,810.00	8/15/11	SAN JOSE	CA	95124
1661	5625	\$ 8,825.00	\$ 5,810.00	8/18/11	San Jose	CA	95111
1662	5631	\$ 5,864.00	\$ 5,864.00	7/20/11	SAN JOSE	CA	95131
1663	5636	\$ 5,846.00	\$ 5,846.00	8/4/11	San Jose	CA	95131
1664	5641	\$ 5,810.00	\$ 5,810.00	6/27/11	SAN JOSE	CA	95148
1665	5650	\$ 5,730.00	\$ 5,730.00	7/20/11	SAN JOSE	CA	95148
1666	5653	\$ 5,762.00	\$ 5,762.00	6/22/11	HAYWARD	CA	94544
1667	5654	\$ 5,810.00	\$ 5,810.00	7/7/11	SAN JOSE	CA	95132
1668	5655	\$ 5,810.00	\$ 5,810.00	7/7/11	SAN JOSE	CA	95132
1669	5657	\$ 5,810.00	\$ 5,810.00	7/7/11	UNION CITY	CA	94587
1670	5664	\$ 5,844.00	\$ 5,844.00	7/1/11	OAKLAND	CA	94601
1671	5665	\$ 5,810.00	\$ 5,810.00	8/18/11	SAN JOSE	CA	95122
1672	5668	\$ 5,749.00	\$ 5,749.00	6/27/11	ST PAUL	MN	55117
1673	5670	\$ 5,730.00	\$ 5,730.00	7/8/11	San Jose	CA	95111
1674	5674	\$ 5,871.00	\$ 5,871.00	7/6/11	MILPITAS	CA	95035
1675	5690	\$ 5,807.00	\$ 5,807.00	8/24/11	SAN JOSE	CA	95122
1676	5696	\$ 5,810.00	\$ 5,810.00	6/27/11	SAN JOSE	CA	95122
1677	5699	\$ 5,846.00	\$ 5,846.00	9/23/11	ALAMEDA	CA	94501
1678	5700	\$ 5,810.00	\$ 5,810.00	8/19/11	San Jose	CA	95133
1679	5701	\$ 5,810.00	\$ 5,810.00	8/19/11	San Jose	CA	95133
1680	5708	\$ 5,810.00	\$ 5,810.00	8/5/11	SAN JOSE	CA	95133
1681	5717	\$ 5,810.00	\$ 5,810.00	6/27/11	ANAHEIM	CA	92804
1682	5719	\$ 5,874.00	\$ 5,874.00	7/19/11	SAN JOSE	CA	95130
1683	5720	\$ 5,846.00	\$ 5,846.00	6/23/11	SAN FRANCISCO	CA	94116
1684	5722	\$ 5,810.00	\$ 5,810.00	7/12/11	SACRAMENTO	CA	95828
1685	5723	\$ 10,151.00	\$ 5,810.00	8/4/11	SAN FRANCISCO	CA	94118
1686	5726	\$ 5,810.00	\$ 5,810.00	8/22/11	SAN JOSE	CA	95121
1687	5727	\$ 5,835.00	\$ 5,835.00	6/29/11	MODESTO	CA	95350
1688	5728	\$ 5,810.00	\$ 5,810.00	6/29/11	MODESTO	CA	95350
1689	5731	\$ 5,810.00	\$ 5,810.00	7/11/11	SAN JOSE	CA	95122
1690	5734	\$ 8,679.00	\$ 8,679.00	7/18/11	San Jose	CA	95135
1691	5738	\$ 5,810.00	\$ 5,810.00	7/27/11	SAN FRANCISCO	CA	94124
1692	5739	\$ 5,810.00	\$ 5,810.00	6/29/11	SAN FRANCISCO	CA	94124
1693	5755	\$ 15,000.00	\$ 5,810.00	7/27/11	SAN FRANCISCO	CA	94133
1694	5758	\$ 5,810.00	\$ 5,810.00	9/15/11	MILPITAS	CA	95035
1695	5760	\$ 5,810.00	\$ 5,810.00	6/22/11	SAN JOSE	CA	95133
1696	5762	\$ 9,000.00	\$ 5,810.00	7/18/11	SANTA CLARA	CA	95054
1697	5765	\$ 5,810.00	\$ 5,810.00	6/29/11	SAN JOSE	CA	95111

CMAA Claims Register

	A	B	C	D	E	F	G
1	Member Number	AMOUNT CLAIMED	AMOUNT ALLOWED	Claim Receipt Date	City	State	Zip
1698	5766	\$ 7,819.00	\$ 7,819.00	8/25/11	SARATOGA	CA	95070
1699	5767	\$ 7,699.00	\$ 7,699.00	8/25/11	SARATOGA	CA	95070
1700	5770	\$ 5,810.00	\$ 5,810.00	9/7/11	SAN JOSE	CA	95132
1701	5771	\$ 14,500.00	\$ 5,810.00	8/4/11	SAN JOSE	CA	95148
1702	5772	\$ 5,810.00	\$ 5,810.00	7/12/11	SAN JOSE	CA	95132
1703	5774	\$ 8,792.00	\$ 8,792.00	10/7/11	Redwood City	CA	94061
1704	5777	\$ 5,730.00	\$ 5,730.00	6/27/11	SAN FRANCISCO	CA	94110
1705	5778	\$ 5,762.00	\$ 5,762.00	8/4/11	San Jose	CA	95131
1706	5779	\$ 5,810.00	\$ 5,810.00	9/7/11	SAN JOSE	CA	95131
1707	5780	\$ 5,810.00	\$ 5,810.00	9/7/11	SAN JOSE	CA	95131
1708	5782	\$ 12,000.00	\$ 5,835.00	8/5/11	MOUNTAIN VIEW	CA	94043
1709	5786	\$ 5,810.00	\$ 5,810.00	9/15/11	MILPITAS	CA	95035
1710	5787	\$ 6,261.00	\$ 6,261.00	8/17/11	Morgan Hill	CA	95037
1711	5788	\$ 5,810.00	\$ 5,810.00	7/11/11	SAN FRANCISCO	CA	94134
1712	5789	\$ 5,810.00	\$ 5,810.00	6/29/11	SAN FRANCISCO	CA	94133
1713	5794	\$ 5,810.00	\$ 5,810.00	7/13/11	SAN JOSE	CA	95117
1714	5795	\$ 5,810.00	\$ 5,810.00	7/13/11	SAN JOSE	CA	95117
1715	5800	\$ 5,810.00	\$ 5,810.00	6/29/11	SACRAMENTO	CA	95828
1716	5802	\$ 5,810.00	\$ 5,810.00	6/24/11	SAN FRANCISCO	CA	94118
1717	5808	\$ 5,718.00	\$ 5,718.00	7/8/11	Brisbane	CA	94005
1718	5809	\$ 9,876.00	\$ 5,762.00	6/29/11	OAKLAND	CA	94606
1719	5810	\$ 9,876.00	\$ 5,762.00	6/29/11	OAKLAND	CA	94606
1720	5811	\$ 5,860.00	\$ 5,860.00	7/7/11	Milpitas	CA	95035
1721	5818	\$ 5,810.00	\$ 5,810.00	9/23/11	SAN JOSE	CA	95132
1722	5819	\$ 5,810.00	\$ 5,810.00	9/15/11	SAN JOSE	CA	95121
1723	5820	\$ 5,810.00	\$ 5,810.00	7/7/11	HAYWARD	CA	94541
1724	5821	\$ 5,810.00	\$ 5,810.00	7/7/11	HAYWARD	CA	94541
1725	5823	\$ 5,810.00	\$ 5,810.00	7/1/11	UNION CITY	CA	94587
1726	5824	\$ 5,810.00	\$ 5,810.00	6/24/11	OAKLAND	CA	94606
1727	5830	\$ 5,810.00	\$ 5,810.00	7/25/11	CUPERTINO	CA	95014
1728	5831	\$ 5,846.00	\$ 5,846.00	6/24/11	SAN JOSE	CA	95135
1729	5832	\$ 6,006.00	\$ 6,006.00	6/23/11	EL CERRITO	CA	94530
1730	5835	\$ 5,846.00	\$ 5,846.00	8/18/11	SAN FRANCISCO	CA	94134
1731	5836	\$ 5,810.00	\$ 5,810.00	7/11/11	SAN JOSE	CA	95111
1732	5838	\$ 8,775.00	\$ 8,775.00	7/5/11	Allen	TX	75013
1733	5839	\$ 5,810.00	\$ 5,810.00	6/24/11	SAN JOSE	CA	95124
1734	5841	\$ 5,810.00	\$ 5,810.00	7/18/11	MODESTO	CA	95355
1735	5842	\$ 8,635.00	\$ 8,635.00	7/22/11	Helotes	TX	78023-3633
1736	5843	\$ 9,009.00	\$ 9,009.00	7/12/11	SAN JOSE	CA	95121
1737	5844	\$ 5,810.00	\$ 5,810.00	6/23/11	SUNNYVALE	CA	94086
1738	5845	\$ 8,735.00	\$ 8,735.00	8/31/11	SAN JOSE	CA	95148
1739	5846	\$ 5,766.00	\$ 5,766.00	7/27/11	UNION CITY	CA	94587
1740	5847	\$ 5,766.00	\$ 5,766.00	7/27/11	UNION CITY	CA	94587
1741	5848	\$ 5,810.00	\$ 5,810.00	6/29/11	SAN JOSE	CA	95122
1742	5849	\$ 5,810.00	\$ 5,810.00	6/29/11	SAN JOSE	CA	95122
1743	5850	\$ 5,810.00	\$ 5,810.00	7/18/11	Fremont	CA	94538
1744	5851	\$ 5,810.00	\$ 5,810.00	6/27/11	SAN JOSE	CA	95136
1745	5860	\$ 5,756.00	\$ 5,756.00	7/7/11	SAN FRANCISCO	CA	94134
1746	5861	\$ 5,841.00	\$ 5,841.00	6/23/11	SAN JOSE	CA	95122
1747	5862	\$ 5,894.00	\$ 5,894.00	8/19/11	SAN JOSE	CA	95148
1748	5863	\$ 5,894.00	\$ 5,894.00	8/19/11	SAN JOSE	CA	95148
1749	5872	\$ 8,305.00	\$ 8,305.00	6/24/11	SAN LORENZO	CA	94580
1750	5875	\$ 5,810.00	\$ 5,810.00	6/27/11	UNION CITY	CA	94587

CMAA Claims Register

	A	B	C	D	E	F	G
1	Member Number	AMOUNT CLAIMED	AMOUNT ALLOWED	Claim Receipt Date	City	State	Zip
1751	5878	\$ 5,846.00	\$ 5,846.00	8/15/11	Brentwood	CA	94513
1752	5880	\$ 8,000.00	\$ 8,000.00	8/24/11	FREMONT	CA	94538
1753	5881	\$ 5,810.00	\$ 5,810.00	7/27/11	SAN JOSE	CA	95133
1754	5884	\$ 5,810.00	\$ 5,810.00	7/21/11	San Jose	CA	95132
1755	5885	\$ 5,810.00	\$ 5,810.00	7/21/11	SAN JOSE	CA	95132
1756	5892	\$ 5,728.00	\$ 5,728.00	8/4/11	NOVATO	CA	94945
1757	5893	\$ 9,000.00	\$ 5,810.00	6/29/11	FREMONT	CA	94538
1758	5899	\$ 5,870.00	\$ 5,870.00	7/12/11	SAN FRANCISCO	CA	94118
1759	5901	\$ 5,810.00	\$ 5,810.00	6/23/11	SAN JOSE	CA	95136
1760	5902	\$ 5,810.00	\$ 5,810.00	8/18/11	MILPITAS	CA	95035
1761	5905	\$ 5,810.00	\$ 5,810.00	7/14/11	SAN FRANCISCO	CA	94102
1762	5907	\$ 5,810.00	\$ 5,810.00	7/18/11	SAN JOSE	CA	95132
1763	5910	\$ 5,846.00	\$ 5,846.00	7/11/11	SAN JOSE	CA	95131
1764	5917	\$ 5,814.00	\$ 5,814.00	6/23/11	SAN JOSE	CA	95122
1765	5918	\$ 5,894.00	\$ 5,894.00	7/13/11	SAN JOSE	CA	95127
1766	5919	\$ 5,766.00	\$ 5,766.00	8/3/11	SAN JOSE	CA	95148
1767	5920	\$ 8,596.00	\$ 8,596.00	7/19/11	OAKLAND	CA	94606
1768	5925	\$ 5,811.00	\$ 5,811.00	7/22/11	SAN JOSE	CA	95111
1769	5926	\$ 5,811.00	\$ 5,811.00	7/22/11	SAN JOSE	CA	95111
1770	5927	\$ 5,846.00	\$ 5,846.00	6/29/11	SAN JOSE	CA	95121
1771	5933	\$ 5,810.00	\$ 5,810.00	8/18/11	SAN JOSE	CA	95111
1772	5934	\$ 8,770.00	\$ 8,770.00	6/30/11	FOSTER CITY	CA	94404
1773	5936	\$ 5,810.00	\$ 5,810.00	7/15/11	SAN JOSE	CA	95113
1774	5937	\$ 8,401.00	\$ 8,401.00	8/2/11	SAN JOSE	CA	95122
1775	5942	\$ 8,502.00	\$ 8,502.00	8/18/11	SAN JOSE	CA	95131
1776	5944	\$ 5,810.00	\$ 5,810.00	9/30/11	SAN JOSE	CA	95112
1777	5945	\$ 5,810.00	\$ 5,810.00	7/5/11	SAN JOSE	CA	95122
1778	5946	\$ 5,810.00	\$ 5,810.00	7/5/11	SAN JOSE	CA	95122
1779	5949	\$ 5,810.00	\$ 5,810.00	6/24/11	SUNNYVALE	CA	94087
1780	5951	\$ 5,810.00	\$ 5,810.00	6/23/11	SAN JOSE	CA	95111
1781	5957	\$ 5,810.00	\$ 5,810.00	7/5/11	SAN JOSE	CA	95112
1782	5961	\$ 5,810.00	\$ 5,810.00	7/5/11	SAN JOSE	CA	95148
1783	5964	\$ 7,343.00	\$ 7,343.00	6/27/11	SAN FRANCISCO	CA	94109
1784	5966	\$ 9,322.00	\$ 5,767.00	9/7/11	San Jose	CA	95130
1785	5974	\$ 5,810.00	\$ 5,810.00	7/18/11	MILPITAS	CA	95035
1786	5975	\$ 5,810.00	\$ 5,810.00	6/24/11	SAN JOSE	CA	95116
1787	5981	\$ 5,810.00	\$ 5,810.00	6/24/11	NOVATO	CA	94947
1788	5983	\$ 5,810.00	\$ 5,810.00	6/29/11	SAN JOSE	CA	95138
1789	5987	\$ 5,810.00	\$ 5,810.00	6/24/11	SAN JOSE	CA	95122
1790	5992	\$ 7,167.00	\$ 7,167.00	6/28/11	SAN JOSE	CA	95122
1791	5994	\$ 5,810.00	\$ 5,810.00	6/29/11	SUNNYVALE	CA	94086
1792	5996	\$ 5,810.00	\$ 5,810.00	7/13/11	SAN FRANCISCO	CA	94109
1793	6000	\$ 8,397.00	\$ 8,397.00	9/15/11	SAN JOSE	CA	95111
1794	6006	\$ 5,810.00	\$ 5,810.00	6/29/11	SAN JOSE	CA	95127
1795	6007	\$ 5,810.00	\$ 5,810.00	6/29/11	SAN JOSE	CA	95127
1796	6008	\$ 9,000.00	\$ 5,810.00	8/26/11	SUGARLAND	TX	77478
1797	6010	\$ 5,810.00	\$ 5,810.00	8/26/11	SAN JOSE	CA	95121
1798	6011	\$ 5,207.00	\$ 5,207.00	7/8/11	SACRAMENTO	CA	95824
1799	6017	\$ 5,805.00	\$ 5,805.00	10/6/11	FREMONT	CA	94539
1800	6019	\$ 5,766.00	\$ 5,766.00	8/18/11	SAN JOSE	CA	95122
1801	6023	\$ 5,835.00	\$ 5,835.00	6/29/11	SAN FRANCISCO	CA	94134
1802	6024	\$ 5,835.00	\$ 5,835.00	6/29/11	SAN FRANCISCO	CA	94134
1803	6028	\$ 5,810.00	\$ 5,810.00	7/22/11	WALNUT	CA	91789

CMAA Claims Register

	A	B	C	D	E	F	G
1	Member Number	AMOUNT CLAIMED	AMOUNT ALLOWED	Claim Receipt Date	City	State	Zip
1804	6029	\$ 5,816.00	\$ 5,816.00	6/23/11	OAKLAND	CA	94602
1805	6032	\$ 5,761.00	\$ 5,761.00	7/11/11	MILLBRAE	CA	94030
1806	6033	\$ 5,730.00	\$ 5,730.00	9/19/11	SAN JOSE	CA	95148
1807	6034	\$ 10,000.00	\$ 5,835.00	6/23/11	SAN JOSE	CA	95132
1808	6039	\$ 5,769.00	\$ 5,769.00	7/13/11	WESTMINSTER	CA	92683
1809	6040	\$ 5,725.00	\$ 5,725.00	7/13/11	WESTMINSTER	CA	92683
1810	6041	\$ 5,810.00	\$ 5,810.00	9/30/11	GERMANTOWN	MD	20876
1811	6046	\$ 5,810.00	\$ 5,810.00	8/24/11	SUNNYVALE	CA	94089
1812	6049	\$ 5,810.00	\$ 5,810.00	7/5/11	San Jose	CA	95111
1813	6053	\$ 5,810.00	\$ 5,810.00	6/22/11	SAN JOSE	CA	95123
1814	6057	\$ 5,822.00	\$ 5,822.00	9/23/11	MILPITAS	CA	95035
1815	6062	\$ 5,840.00	\$ 5,840.00	8/25/11	SAN JOSE	CA	95132
1816	6065	\$ 5,846.00	\$ 5,846.00	7/6/11	OAKLAND	CA	94606
1817	6066	\$ 5,846.00	\$ 5,846.00	7/6/11	OAKLAND	CA	94606
1818	6069	\$ 5,810.00	\$ 5,810.00	6/27/11	MILPITAS	CA	95035
1819	6070	\$ 5,846.00	\$ 5,846.00	7/12/11	MILPITAS	CA	95035
1820	6071	\$ 5,810.00	\$ 5,810.00	7/18/11	MILPITAS	CA	95035
1821	6073	\$ 5,810.00	\$ 5,810.00	7/25/11	San Diego	CA	92111
1822	6078	\$ 5,810.00	\$ 5,810.00	6/27/11	SAN JOSE	CA	95116
1823	6079	\$ 5,810.00	\$ 5,810.00	6/24/11	SAN JOSE	CA	95116
1824	6080	\$ 5,810.00	\$ 5,810.00	6/27/11	SAN JOSE	CA	95132
1825	6084	\$ 5,810.00	\$ 5,810.00	6/29/11	SAN FRANCISCO	CA	94080
1826	6085	\$ 5,860.00	\$ 5,860.00	8/1/11	SAN LEANDRO	CA	94577
1827	6088	\$ 8,873.00	\$ 5,810.00	8/15/11	SUNNYVALE	CA	94086
1828	6090	\$ 8,873.00	\$ 5,810.00	8/15/11	SUNNYVALE	CA	94086
1829	6095	\$ 5,810.00	\$ 5,810.00	6/27/11	MORGAN HILL	CA	95037
1830	6099	\$ 5,810.00	\$ 5,810.00	9/23/11	San Leandro	CA	94579
1831	6100	\$ 5,810.00	\$ 5,810.00	9/23/11	OAKLAND	CA	94607
1832	6101	\$ 5,948.00	\$ 5,948.00	7/8/11	SAN JOSE	CA	95122
1833	6102	\$ 5,816.00	\$ 5,816.00	7/8/11	SAN JOSE	CA	95122
1834	6103	\$ 7,800.00	\$ 7,800.00	9/15/11	SAN JOSE	CA	95133
1835	6105	\$ 5,858.00	\$ 5,858.00	7/13/11	SAN JOSE	CA	95138
1836	6107	\$ 8,644.00	\$ 8,644.00	7/6/11	SAN FRANCISCO	CA	94112
1837	6110	\$ 5,730.00	\$ 5,730.00	8/30/11	SUNNYVALE	CA	94089
1838	6117	\$ 5,846.00	\$ 5,846.00	7/12/11	SAN JOSE	CA	95111
1839	6118	\$ 5,642.00	\$ 5,642.00	7/26/11	OAKLAND	CA	94602
1840	6119	\$ 5,810.00	\$ 5,810.00	6/27/11	SAN JOSE	CA	95111
1841	6124	\$ 5,810.00	\$ 5,810.00	6/29/11	SUNNYVALE	CA	94086
1842	6126	\$ 5,810.00	\$ 5,810.00	7/26/11	SUNNYVALE	CA	94087
1843	6138	\$ 5,810.00	\$ 5,810.00	6/27/11	MILPITAS	CA	95035
1844	6139	\$ 5,846.00	\$ 5,846.00	6/29/11	SAN JOSE	CA	95111
1845	6141	\$ 9,416.00	\$ 5,835.00	6/23/11	SAN JOSE	CA	95122
1846	6142	\$ 9,416.00	\$ 5,810.00	6/23/11	SAN JOSE	CA	95122
1847	6146	\$ 5,846.00	\$ 5,846.00	7/7/11	SAN FRANCISCO	CA	94109
1848	6150	\$ 5,810.00	\$ 5,810.00	6/29/11	SAN FRANCISCO	CA	94108
1849	6152	\$ 13,500.00	\$ 5,910.00	8/19/11	SAN JOSE	CA	95121
1850	6154	\$ 5,845.00	\$ 5,845.00	6/24/11	MILPITAS	CA	95035
1851	6159	\$ 5,810.00	\$ 5,810.00	8/18/11	SAN JOSE	CA	95133
1852	6161	\$ 8,944.00	\$ 5,810.00	7/13/11	SAN JOSE	CA	95128
1853	6162	\$ 9,000.00	\$ 5,810.00	10/1/33	San Jose	CA	95121
1854	6164	\$ 5,727.00	\$ 5,727.00	9/20/11	CONCORD	CA	94518
1855	6165	\$ 5,810.00	\$ 5,810.00	7/8/11	MILPITAS	CA	95035
1856	6167	\$ 5,810.00	\$ 5,810.00	6/27/11	SAN JOSE	CA	95122

CMAA Claims Register

	A	B	C	D	E	F	G
1	Member Number	AMOUNT CLAIMED	AMOUNT ALLOWED	Claim Receipt Date	City	State	Zip
1857	6168	\$ 5,810.00	\$ 5,810.00	6/27/11	SAN JOSE	CA	95122
1858	6170	\$ 5,810.00	\$ 5,810.00	7/29/11	SAN JOSE	CA	95124
1859	6173	\$ 5,871.00	\$ 5,871.00	7/18/11	HONOLULU	HI	96826
1860	6174	\$ 5,846.00	\$ 5,846.00	6/29/11	SANTA CLARA	CA	95050
1861	6177	\$ 5,741.00	\$ 5,741.00	8/4/11	SAN FRANCISCO	CA	94116
1862	6178	\$ 5,810.00	\$ 5,810.00	6/27/11	SAN FRANCISCO	CA	94124
1863	6179	\$ 5,810.00	\$ 5,810.00	6/24/11	SAN FRANCISCO	CA	94124
1864	6182	\$ 5,846.00	\$ 5,846.00	7/18/11	SAN FRANCISCO	CA	94112
1865	6185	\$ 5,730.00	\$ 5,730.00	7/8/11	HOUSTON	TX	77089
1866	6187	\$ 5,902.00	\$ 5,902.00	6/29/11	SAN JOSE	CA	95121
1867	6189	\$ 5,810.00	\$ 5,810.00	6/29/11	SAN JOSE	CA	95121
1868	6194	\$ 5,894.00	\$ 5,894.00	7/13/11	SAN JOSE	CA	95148
1869	6196	\$ 11,465.00	\$ 5,810.00	9/23/11	San Jose	CA	95122-2955
1870	6197	\$ 11,465.00	\$ 5,810.00	9/23/11	San Jose	CA	95122-2955
1871	6198	\$ 5,216.00	\$ 5,216.00	7/22/11	Raleigh	NC	27616
1872	6201	\$ 8,677.00	\$ 8,677.00	7/1/11	MARINA	CA	93933
1873	6202	\$ 8,677.00	\$ 8,677.00	7/1/11	MARINA	CA	93933
1874	6206	\$ 15,000.00	\$ 5,810.00	6/27/11	SAN JOSE	CA	95131
1875	6207	\$ 8,600.00	\$ 8,600.00	7/8/11	IRVINE	CA	92603
1876	6208	\$ 5,810.00	\$ 5,810.00	7/7/11	SAN JOSE	CA	95123
1877	6212	\$ 5,801.00	\$ 5,801.00	6/27/11	SAN JOSE	CA	95131
1878	6224	\$ 5,810.00	\$ 5,810.00	7/26/11	SAN JOSE	CA	95111
1879	6225	\$ 5,810.00	\$ 5,810.00	7/12/11	SAN JOSE	CA	95132
1880	6228	\$ 8,534.00	\$ 5,810.00	9/23/11	San Jose	CA	95111
1881	6229	\$ 5,900.00	\$ 5,900.00	7/11/11	SAN JOSE	CA	95111
1882	6231	\$ 5,762.00	\$ 5,762.00	7/11/11	UNION CITY	CA	94587
1883	6233	\$ 5,810.00	\$ 5,810.00	7/6/11	SAN JOSE	CA	95132
1884	6236	\$ 5,810.00	\$ 5,810.00	6/24/11	SAN JOSE	CA	95122
1885	6241	\$ 5,846.00	\$ 5,846.00	6/28/11	SAN JOSE	CA	95136
1886	6242	\$ 5,846.00	\$ 5,846.00	6/28/11	SAN JOSE	CA	95136
1887	6244	\$ 5,810.00	\$ 5,810.00	8/18/11	SAN JOSE	CA	95129
1888	6247	\$ 5,832.00	\$ 5,832.00	8/18/11	SAN JOSE	CA	95116
1889	6248	\$ 5,810.00	\$ 5,810.00	7/14/11	SAN JOSE	CA	95122
1890	6250	\$ 13,000.00	\$ 5,810.00	7/12/11	SUNNYVALE	CA	94089
1891	6251	\$ 13,000.00	\$ 5,810.00	7/12/11	SUNNYVALE	CA	94089
1892	6253	\$ 9,384.00	\$ 9,384.00	8/18/11	ALAMEDA	CA	94501
1893	6254	\$ 5,810.00	\$ 5,810.00	8/18/11	SAN JOSE	CA	95148
1894	6257	\$ 5,810.00	\$ 5,810.00	7/7/11	MILPITAS	CA	95035
1895	6261	\$ 5,860.00	\$ 5,860.00	6/29/11	SAN JOSE	CA	95133
1896	6264	\$ 5,766.00	\$ 5,766.00	6/24/11	OAKLAND	CA	94601
1897	6265	\$ 5,766.00	\$ 5,766.00	6/24/11	OAKLAND	CA	94601
1898	6268	\$ 5,810.00	\$ 5,810.00	6/28/11	SAN JOSE	CA	95136
1899	6276	\$ 5,790.00	\$ 5,790.00	6/24/11	FREMONT	CA	94538
1900	6278	\$ 5,810.00	\$ 5,810.00	7/29/11	SAN JOSE	CA	95127
1901	6279	\$ 5,810.00	\$ 5,810.00	7/29/11	SAN JOSE	CA	95127
1902	6282	\$ 15,120.00	\$ 5,810.00	9/15/11	SAN JOSE	CA	95131
1903	6285	\$ 5,810.00	\$ 5,810.00	6/29/11	SAN FRANCISCO	CA	94124
1904	6286	\$ 5,810.00	\$ 5,810.00	7/19/11	FREMONT	CA	94539
1905	6287	\$ 5,810.00	\$ 5,810.00	7/19/11	FREMONT	CA	94539
1906	6288	\$ 5,810.00	\$ 5,810.00	6/30/11	SAN JOSE	CA	95148
1907	6289	\$ 5,810.00	\$ 5,810.00	8/29/11	SUNNYVALE	CA	94089
1908	6292	\$ 5,870.00	\$ 5,870.00	7/5/11	MILPITAS	CA	95035
1909	6294	\$ 5,810.00	\$ 5,810.00	8/18/11	SALINAS	CA	93906

CMAA Claims Register

	A	B	C	D	E	F	G
1	Member Number	AMOUNT CLAIMED	AMOUNT ALLOWED	Claim Receipt Date	City	State	Zip
1910	6297	\$ 5,894.00	\$ 5,894.00	9/23/11	SANTA CLARA	CA	95050
1911	6299	\$ 5,810.00	\$ 5,810.00	6/29/11	SAN JOSE	CA	95133
1912	6302	\$ 5,766.00	\$ 5,766.00	7/27/11	SAN FRANCISCO	CA	94116
1913	6303	\$ 5,730.00	\$ 5,730.00	6/29/11	HAYWARD	CA	94544
1914	6304	\$ 5,810.00	\$ 5,810.00	7/25/11	STOCKTON	CA	95219
1915	6307	\$ 5,810.00	\$ 5,810.00	6/27/11	SAN FRANCISCO	CA	94112
1916	6312	\$ 5,810.00	\$ 5,810.00	6/29/11	SAN JOSE	CA	95111
1917	6313	\$ 8,559.00	\$ 8,559.00	8/30/11	SAN JOSE	CA	95122
1918	6318	\$ 5,846.00	\$ 5,846.00	8/18/11	SAN JOSE	CA	95136
1919	6320	\$ 5,810.00	\$ 5,810.00	7/28/11	SAN JOSE	CA	95131
1920	6328	\$ 5,810.00	\$ 5,810.00	6/23/11	SAN JOSE	CA	95148
1921	6331	\$ 5,896.00	\$ 5,896.00	6/27/11	LOS BANOS	CA	93635
1922	6336	\$ 5,812.00	\$ 5,812.00	6/30/11	SANTA CLARA	CA	95054
1923	6342	\$ 5,910.00	\$ 5,910.00	6/23/11	SAN JOSE	CA	95121
1924	6343	\$ 5,910.00	\$ 5,910.00	6/23/11	SAN JOSE	CA	95121
1925	6349	\$ 5,810.00	\$ 5,810.00	6/29/11	SAN JOSE	CA	95132
1926	6350	\$ 5,846.00	\$ 5,846.00	6/30/11	SANTA CLARA	CA	95054
1927	6355	\$ 5,810.00	\$ 5,810.00	9/23/11	SAN JOSE	CA	95148
1928	6356	\$ 5,810.00	\$ 5,810.00	9/23/11	SAN JOSE	CA	95148
1929	6371	\$ 8,400.00	\$ 8,400.00	8/18/11	SAN FRANCISCO	CA	94134
1930	6373	\$ 7,856.00	\$ 7,856.00	7/22/11	SAN JOSE	CA	95111
1931	6378	\$ 5,810.00	\$ 5,810.00	6/27/11	SAN JOSE	CA	95122
1932	6382	\$ 5,846.00	\$ 5,846.00	10/6/11	FREMONT	CA	94538
1933	6389	\$ 5,810.00	\$ 5,810.00	7/15/11	RICHMOND VIEW	CA	94805
1934	6390	\$ 5,846.00	\$ 5,846.00	7/21/11	San Mateo	CA	94404
1935	6395	\$ 10,936.00	\$ 5,894.00	7/27/11	SAN JOSE	CA	95111
1936	6400	\$ 8,000.00	\$ 8,000.00	8/12/11	SAN RAFAEL	CA	94901
1937	6401	\$ 5,810.00	\$ 5,810.00	6/23/11	SAN JOSE	CA	95122
1938	6402	\$ 5,810.00	\$ 5,810.00	6/23/11	SAN JOSE	CA	95122
1939	6404	\$ 5,762.00	\$ 5,762.00	9/12/11	ROHNERT PARK	CA	94928
1940	6405	\$ 5,835.00	\$ 5,835.00	8/4/11	SAN FRANCISCO	CA	94102
1941	6407	\$ 10,000.00	\$ 5,810.00	9/15/11	SAN JOSE	CA	95133
1942	6408	\$ 10,000.00	\$ 5,810.00	9/15/11	SAN JOSE	CA	95133
1943	6409	\$ 5,894.00	\$ 5,894.00	8/19/11	SAN JOSE	CA	95121
1944	6411	\$ 5,810.00	\$ 5,810.00	7/6/11	SUNNYVALE	CA	94089
1945	6418	\$ 5,898.00	\$ 5,898.00	6/27/11	SAN JOSE	CA	95133
1946	6420	\$ 5,846.00	\$ 5,846.00	7/1/11	San Jose	CA	95116
1947	6422	\$ 5,846.00	\$ 5,846.00	6/23/11	SUNNYVALE	CA	94086
1948	6423	\$ 5,766.00	\$ 5,766.00	6/27/11	SAN JOSE	CA	95132
1949	6428	\$ 5,766.00	\$ 5,766.00	7/8/11	San Jose	CA	95132
1950	6429	\$ 5,766.00	\$ 5,766.00	7/8/11	San Jose	CA	95132
1951	6437	\$ 5,810.00	\$ 5,810.00	7/19/11	MILPITAS	CA	95035
1952	6439	\$ 5,810.00	\$ 5,810.00	6/30/11	SAN JOSE	CA	95116
1953	6441	\$ 5,810.00	\$ 5,810.00	7/13/11	SAN RAFAEL	CA	94903
1954	6443	\$ 5,810.00	\$ 5,810.00	7/5/11	SAN FRANCISCO	CA	94109
1955	6451	\$ 5,810.00	\$ 5,810.00	7/19/11	SAN JOSE	CA	95112
1956	6462	\$ 5,810.00	\$ 5,810.00	6/30/11	SAN FRANCISCO	CA	94121
1957	6465	\$ 5,470.00	\$ 5,470.00	8/4/11	SAN JOSE	CA	95122
1958	6466	\$ 5,810.00	\$ 5,810.00	8/23/11	CLOVIS	CA	93611
1959	6467	\$ 5,871.00	\$ 5,871.00	8/1/11	SAN JOSE	CA	95128
1960	6468	\$ 5,810.00	\$ 5,810.00	8/18/11	FREMONT	CA	94539
1961	6469	\$ 6,030.00	\$ 6,030.00	6/24/11	SAN JOSE	CA	95148
1962	6470	\$ 8,463.00	\$ 8,463.00	9/20/11	SUNNYVALE	CA	94086

CMAA Claims Register

	A	B	C	D	E	F	G
1	Member Number	AMOUNT CLAIMED	AMOUNT ALLOWED	Claim Receipt Date	City	State	Zip
1963	6475	\$ 5,846.00	\$ 5,846.00	9/30/11	SAN JOSE	CA	95131
1964	6476	\$ 5,810.00	\$ 5,810.00	7/12/11	OAKLAND	CA	94612
1965	6477	\$ 5,810.00	\$ 5,810.00	7/12/11	OAKLAND	CA	94612
1966	6481	\$ 5,810.00	\$ 5,810.00	7/11/11	SAN JOSE	CA	95121
1967	6482	\$ 5,810.00	\$ 5,810.00	7/11/11	SAN JOSE	CA	95121
1968	6485	\$ 5,876.00	\$ 5,876.00	7/22/11	SAN JOSE	CA	95131
1969	6489	\$ 5,642.00	\$ 5,642.00	8/18/11	PIEDMONT	CA	94610
1970	6490	\$ 5,810.00	\$ 5,810.00	8/4/11	MILPITAS	CA	95035
1971	6491	\$ 5,810.00	\$ 5,810.00	8/4/11	MILPITAS	CA	95035
1972	6493	\$ 5,810.00	\$ 5,810.00	6/29/11	SAN JOSE	CA	95127
1973	6494	\$ 5,810.00	\$ 5,810.00	5/10/12	SUNNYVALE	CA	94089
1974	6495	\$ 5,810.00	\$ 5,810.00	6/29/11	OAKLAND	CA	94601
1975	6499	\$ 8,532.00	\$ 8,532.00	7/22/11	CANOGA PARK	CA	91306
1976	6502	\$ 5,846.00	\$ 5,846.00	7/1/11	ELK GROVE	CA	95757
1977	6504	\$ 5,387.00	\$ 5,387.00	6/24/11	SAN JOSE	CA	95122
1978	6508	\$ 5,730.00	\$ 5,730.00	7/14/11	HERCULES	CA	94547
1979	6509	\$ 5,810.00	\$ 5,810.00	5/15/12	San Jose	CA	95116
1980	6510	\$ 5,846.00	\$ 5,846.00	9/12/11	SAN JOSE	CA	95133
1981	6513	\$ 5,810.00	\$ 5,810.00	7/8/11	SAN JOSE	CA	95116
1982	6514	\$ 5,810.00	\$ 5,810.00	8/18/11	SAN FRANCISCO	CA	94108
1983	6521	\$ 5,810.00	\$ 5,810.00	7/5/11	SAN JOSE	CA	95148
1984	6523	\$ 5,810.00	\$ 5,810.00	9/6/11	OAKLAND	CA	94612
1985	6524	\$ 5,846.00	\$ 5,846.00	8/12/11	SAN FRANCISCO	CA	94122
1986	6525	\$ 5,834.00	\$ 5,834.00	9/23/11	OAKLAND	CA	94602
1987	6528	\$ 5,835.00	\$ 5,835.00	7/11/11	SAN FRANCISCO	CA	94102
1988	6533	\$ 5,810.00	\$ 5,810.00	9/23/11	OAKLAND	CA	94602
1989	6536	\$ 8,780.00	\$ 8,780.00	9/23/11	SAN JOSE	CA	95127
1990	6539	\$ 8,680.00	\$ 8,680.00	9/23/11	SAN JOSE	CA	95127
1991	6544	\$ 5,810.00	\$ 5,810.00	6/24/11	SAN JOSE	CA	95122
1992	6545	\$ 5,810.00	\$ 5,810.00	6/23/11	NOVATO	CA	94945
1993	6546	\$ 5,810.00	\$ 5,810.00	6/23/11	NOVATO	CA	94945
1994	6547	\$ 5,810.00	\$ 5,810.00	8/4/11	SAN JOSE	CA	95135
1995	6548	\$ 8,200.00	\$ 8,200.00	9/23/11	ESCONDIDO	CA	92027
1996	6549	\$ 5,810.00	\$ 5,810.00	7/5/11	ROSEVILLE	CA	95661
1997	6551	\$ 12,000.00	\$ 5,762.00	8/25/11	OAKLAND	CA	94602
1998	6552	\$ 5,810.00	\$ 5,810.00	7/6/11	ANTELOP	CA	95843
1999	6563	\$ 5,810.00	\$ 5,810.00	7/20/11	SAN JOSE	CA	95122
2000	6564	\$ 9,600.00	\$ 5,810.00	8/8/11	Westminster	CA	92683
2001	6567	\$ 8,093.00	\$ 8,093.00	8/18/11	SAN JOSE	CA	95122
2002	6568	\$ 8,093.00	\$ 8,093.00	8/18/11	SAN JOSE	CA	95122
2003	6569	\$ 5,860.00	\$ 5,860.00	8/11/11	DALY CITY	CA	94015
2004	6572	\$ 5,835.00	\$ 5,835.00	8/1/11	Dublin	CA	94568
2005	6573	\$ 5,835.00	\$ 5,835.00	8/18/11	GARDEN GROVE	CA	92844
2006	6574	\$ 5,589.00	\$ 5,589.00	7/11/11	SAN JOSE	CA	95148
2007	6576	\$ 5,834.00	\$ 5,834.00	6/29/11	SAN JOSE	CA	95111
2008	6577	\$ 5,894.00	\$ 5,894.00	7/6/11	SAN JOSE	CA	95122
2009	6578	\$ 5,894.00	\$ 5,894.00	7/6/11	SAN JOSE	CA	95122
2010	6579	\$ 8,413.00	\$ 8,413.00	8/25/11	SAN JOSE	CA	95134
2011	6580	\$ 8,413.00	\$ 8,413.00	8/25/12	SAN JOSE	CA	95134
2012	6586	\$ 5,839.00	\$ 5,839.00	6/29/11	SAN JOSE	CA	95111
2013	6588	\$ 5,894.00	\$ 5,894.00	7/13/11	SAN JOSE	CA	95127
2014	6591	\$ 9,100.00	\$ 5,846.00	7/7/11	SAN JOSE	CA	95121
2015	6592	\$ 5,810.00	\$ 5,810.00	6/29/11	SAN JOSE	CA	95148

CMAA Claims Register

	A	B	C	D	E	F	G
1	Member Number	AMOUNT CLAIMED	AMOUNT ALLOWED	Claim Receipt Date	City	State	Zip
2016	6596	\$ 5,766.00	\$ 5,766.00	7/6/11	STOCKTON	CA	95209
2017	6599	\$ 5,810.00	\$ 5,810.00	8/15/11	SAN JOSE	CA	95121
2018	6600	\$ 5,559.00	\$ 5,559.00	6/24/11	SACRAMENTO	CA	95824
2019	6603	\$ 9,050.00	\$ 5,810.00	7/11/11	SAN JOSE	CA	95138
2020	6606	\$ 8,300.00	\$ 8,300.00	8/15/11	SAN FRANCISCO	CA	94112
2021	6607	\$ 8,300.00	\$ 8,300.00	8/15/11	SAN FRANCISCO	CA	94112
2022	6617	\$ 5,835.00	\$ 5,835.00	7/5/11	SAN JOSE	CA	95111
2023	6623	\$ 5,810.00	\$ 5,810.00	7/5/11	SAN JOSE	CA	95123
2024	6625	\$ 5,738.00	\$ 5,738.00	7/6/11	SANTA CLARA	CA	95050
2025	6628	\$ 8,400.00	\$ 8,400.00	8/31/11	SAN DIEGO	CA	92126
2026	6629	\$ 8,480.00	\$ 8,480.00	8/31/11	SAN DIEGO	CA	92126
2027	6634	\$ 5,858.00	\$ 5,858.00	6/28/11	SAN JOSE	CA	95116
2028	6635	\$ 16,000.00	\$ 5,816.00	9/23/11	HAYWARD	CA	94545
2029	6636	\$ 5,593.00	\$ 5,593.00	8/18/11	SAN JOSE	CA	95122
2030	6638	\$ 5,835.00	\$ 5,835.00	6/23/11	SAN JOSE	CA	95123
2031	6640	\$ 5,810.00	\$ 5,810.00	7/8/11	SAN JOSE	CA	95132
2032	6642	\$ 5,846.00	\$ 5,846.00	9/15/11	ELK GROVE	CA	95624
2033	6643	\$ 5,846.00	\$ 5,846.00	9/15/11	ELK GROVE	CA	95624
2034	6644	\$ 7,063.00	\$ 7,063.00	9/9/11	SAN JOSE	CA	95133
2035	6647	\$ 5,906.00	\$ 5,906.00	6/23/11	SAN JOSE	CA	95121
2036	6651	\$ 5,754.00	\$ 5,754.00	7/15/11	ALAMEDA	CA	94501
2037	6654	\$ 5,810.00	\$ 5,810.00	7/14/11	SAN JOSE	CA	95122
2038	6655	\$ 5,810.00	\$ 5,810.00	7/14/11	SAN JOSE	CA	95122
2039	6662	\$ 5,810.00	\$ 5,810.00	7/1/11	SAN JOSE	CA	95121
2040	6665	\$ 5,846.00	\$ 5,846.00	7/25/11	SAN JOSE	CA	95120
2041	6666	\$ 5,810.00	\$ 5,810.00	6/29/11	SAN JOSE	CA	95132
2042	6667	\$ 5,810.00	\$ 5,810.00	6/29/11	SAN JOSE	CA	95132
2043	6668	\$ 5,810.00	\$ 5,810.00	6/29/11	SAN FRANCISCO	CA	94103
2044	6670	\$ 5,766.00	\$ 5,766.00	8/3/11	SAN JOSE	CA	95148
2045	6672	\$ 8,598.00	\$ 8,598.00	8/9/11	SAN JOSE	CA	95122
2046	6673	\$ 5,885.00	\$ 5,885.00	7/28/11	SAN JOSE	CA	95111
2047	6674	\$ 5,885.00	\$ 5,885.00	7/28/11	SAN JOSE	CA	95111
2048	6680	\$ 5,835.00	\$ 5,835.00	7/13/11	SAN JOSE	CA	95118
2049	6681	\$ 5,810.00	\$ 5,810.00	8/1/11	MILPITAS	CA	95035
2050	6690	\$ 8,436.00	\$ 8,436.00	8/5/11	SAN JOSE	CA	95123
2051	6693	\$ 5,810.00	\$ 5,810.00	6/27/11	STOCKTON	CA	95210
2052	6695	\$ 5,810.00	\$ 5,810.00	7/22/11	SAN JOSE	CA	95132
2053	6696	\$ 8,500.00	\$ 8,500.00	6/29/11	SAN JOSE	CA	95132
2054	6697	\$ 5,920.00	\$ 5,920.00	8/19/11	SAN JOSE	CA	95121
2055	6698	\$ 5,846.00	\$ 5,846.00	6/27/11	SAN JOSE	CA	95148
2056	6699	\$ 5,810.00	\$ 5,810.00	7/22/11	SAN FRANCISCO	CA	94102
2057	6702	\$ 5,498.00	\$ 5,498.00	7/6/11	OAKLAND	CA	94601
2058	6703	\$ 8,302.00	\$ 8,302.00	8/15/11	SAN JOSE	CA	95136
2059	6704	\$ 8,302.00	\$ 8,302.00	8/15/11	SAN JOSE	CA	95136
2060	6710	\$ 8,416.00	\$ 8,416.00	9/30/11	SAN JOSE	CA	95148
2061	6716	\$ 5,766.00	\$ 5,766.00	6/23/11	SAN JOSE	CA	95132
2062	6721	\$ 8,400.00	\$ 8,400.00	6/27/11	SAN JOSE	CA	95127
2063	6724	\$ 5,846.00	\$ 5,846.00	7/7/11	MILPITAS	CA	95035
2064	6725	\$ 5,846.00	\$ 5,846.00	7/7/11	MILPITAS	CA	95035
2065	6726	\$ 5,810.00	\$ 5,810.00	6/23/11	SAN JOSE	CA	95133
2066	6729	\$ 5,846.00	\$ 5,846.00	7/1/11	ALAMEDA	CA	94501
2067	6732	\$ 5,810.00	\$ 5,810.00	6/24/11	SAN JOSE	CA	95122
2068	6734	\$ 5,762.00	\$ 5,762.00	6/24/11	MILPITAS	CA	95035

CMAA Claims Register

	A	B	C	D	E	F	G
1	Member Number	AMOUNT CLAIMED	AMOUNT ALLOWED	Claim Receipt Date	City	State	Zip
2069	6736	\$ 5,677.00	\$ 5,677.00	9/6/11	LAKEWOOD	CO	80232
2070	6737	\$ 5,677.00	\$ 5,677.00	9/6/11	LAKEWOOD	CO	80232
2071	6738	\$ 5,810.00	\$ 5,810.00	6/29/11	ANTIOCH	CA	94531
2072	6740	\$ 5,810.00	\$ 5,810.00	8/18/11	SAN JOSE	CA	95127
2073	6741	\$ 8,500.00	\$ 8,500.00	8/10/11	SAN JOSE	CA	95122
2074	6742	\$ 8,500.00	\$ 8,500.00	8/10/11	SAN JOSE	CA	95121
2075	6745	\$ 5,810.00	\$ 5,810.00	6/27/11	SAN JOSE	CA	95127
2076	6751	\$ 5,810.00	\$ 5,810.00	8/3/11	SAN JOSE	CA	95131
2077	6756	\$ 5,810.00	\$ 5,810.00	6/29/11	SANTA ANA	CA	92704
2078	6757	\$ 5,810.00	\$ 5,810.00	6/23/11	SAN JOSE	CA	95125
2079	6761	\$ 5,846.00	\$ 5,846.00	6/29/11	SAN JOSE	CA	95121
2080	6762	\$ 5,440.00	\$ 5,440.00	6/24/11	SAN JOSE	CA	95136
2081	6763	\$ 5,640.00	\$ 5,640.00	6/24/11	SAN JOSE	CA	95136
2082	6767	\$ 5,810.00	\$ 5,810.00	6/27/11	SAN JOSE	CA	95148
2083	6768	\$ 8,997.00	\$ 5,810.00	8/18/11	SAN JOSE	CA	95122
2084	6769	\$ 8,997.00	\$ 5,810.00	8/18/11	SAN JOSE	CA	95122
2085	6771	\$ 5,858.00	\$ 5,858.00	6/27/11	SAN JOSE	CA	95127
2086	6772	\$ 5,858.00	\$ 5,858.00	6/27/11	SAN JOSE	CA	95127
2087	6779	\$ 5,756.00	\$ 5,756.00	7/15/11	SAN LORENZO	CA	94580
2088	6788	\$ 8,000.00	\$ 8,000.00	7/20/11	OAKLAND	CA	94606
2089	6789	\$ 5,810.00	\$ 5,810.00	6/27/11	SAN FRANCISCO	CA	94102
2090	6792	\$ 5,810.00	\$ 5,810.00	10/17/12	New Orleans	LA	70124
2091	6795	\$ 5,694.00	\$ 5,694.00	6/29/11	RIO VISTA	CA	94571
2092	6800	\$ 5,787.00	\$ 5,787.00	7/1/11	SAN JOSE	CA	95152
2093	6801	\$ 5,810.00	\$ 5,810.00	8/18/11	SAN JOSE	CA	95116
2094	6803	\$ 8,814.00	\$ 8,814.00	7/18/11	OAKLAND	CA	94606
2095	6804	\$ 5,835.00	\$ 5,835.00	7/7/11	SAN FRANCISCO	CA	94134
2096	6805	\$ 5,810.00	\$ 5,810.00	7/7/11	SAN FRANCISCO	CA	94134
2097	6813	\$ 5,810.00	\$ 5,810.00	7/6/11	MILPITAS	CA	95035
2098	6816	\$ 5,870.00	\$ 5,870.00	6/23/11	SAN JOSE	CA	95133
2099	6819	\$ 5,846.00	\$ 5,846.00	7/12/11	SUNNYVALE	CA	94087
2100	6820	\$ 5,730.00	\$ 5,730.00	8/1/11	SAN JOSE	CA	95131
2101	6823	\$ 5,810.00	\$ 5,810.00	6/22/11	FREMONT	CA	94539
2102	6827	\$ 5,810.00	\$ 5,810.00	6/29/11	SAN JOSE	CA	95112
2103	6828	\$ 5,810.00	\$ 5,810.00	7/11/11	SAN JOSE	CA	95121
2104	6829	\$ 5,810.00	\$ 5,810.00	7/19/11	SAN JOSE	CA	95113
2105	6834	\$ 5,762.00	\$ 5,762.00	7/20/11	OAKLAND	CA	94606
2106	6835	\$ 5,810.00	\$ 5,810.00	8/3/11	SAN JOSE	CA	95131
2107	6839	\$ 5,787.00	\$ 5,787.00	8/23/11	SAN JOSE	CA	95132
2108	6841	\$ 5,835.00	\$ 5,835.00	8/23/11	SAN JOSE	CA	95121
2109	6842	\$ 5,810.00	\$ 5,810.00	8/18/11	OAKLAND	CA	94606
2110	6844	\$ 5,846.00	\$ 5,846.00	9/23/11	OAKLAND	CA	94601
2111	6847	\$ 5,810.00	\$ 5,810.00	7/20/11	BAKERSFIELD	CA	93313
2112	6851	\$ 5,810.00	\$ 5,810.00	8/3/11	ELK GROVE	CA	95624
2113	6853	\$ 5,810.00	\$ 5,810.00	6/27/11	RICHMOND	CA	94804
2114	6855	\$ 5,730.00	\$ 5,730.00	9/6/11	SANTA ANA	CA	92704
2115	6856	\$ 5,938.00	\$ 5,938.00	6/30/11	NEW CASTLE	WA	98056
2116	6857	\$ 5,835.00	\$ 5,835.00	6/27/11	SAN FRANCISCO	CA	94112
2117	6862	\$ 5,810.00	\$ 5,810.00	6/23/11	SAN JOSE	CA	95133
2118	6863	\$ 9,890.00	\$ 5,810.00	9/20/11	SAN JOSE	CA	95121
2119	6875	\$ 5,599.00	\$ 5,599.00	6/27/11	Santa Ana	CA	92704
2120	6876	\$ 5,810.00	\$ 5,810.00	8/15/11	MILPITAS	CA	95035
2121	6879	\$ 5,810.00	\$ 5,810.00	8/11/11	SAN JOSE	CA	95111

CMAA Claims Register

	A	B	C	D	E	F	G
1	Member Number	AMOUNT CLAIMED	AMOUNT ALLOWED	Claim Receipt Date	City	State	Zip
2122	6881	\$ 5,810.00	\$ 5,810.00	6/23/11	SAN JOSE	CA	95133
2123	6884	\$ 5,741.00	\$ 5,741.00	6/27/11	SANTA ANA	CA	92703
2124	6885	\$ 5,741.00	\$ 5,741.00	6/27/11	SANTA ANA	CA	92703
2125	6886	\$ 5,810.00	\$ 5,810.00	6/29/11	San Jose	CA	95132
2126	6887	\$ 5,810.00	\$ 5,810.00	6/23/11	SAN JOSE	CA	95133
2127	6890	\$ 5,810.00	\$ 5,810.00	6/24/11	SAN JOSE	CA	95121
2128	6893	\$ 7,945.00	\$ 7,945.00	7/12/11	SUNNYVALE	CA	94087
2129	6900	\$ 5,790.00	\$ 5,790.00	8/18/11	SAN JOSE	CA	95126
2130	6901	\$ 5,863.00	\$ 5,863.00	6/24/11	SAN JOSE	CA	95111
2131	6904	\$ 5,810.00	\$ 5,810.00	9/19/11	SAN JOSE	CA	95111
2132	6906	\$ 5,810.00	\$ 5,810.00	6/23/11	SAN JOSE	CA	95121
2133	6907	\$ 5,810.00	\$ 5,810.00	6/29/11	San Jose	CA	95116
2134	6909	\$ 5,810.00	\$ 5,810.00	7/26/11	SAN LEANDRO	CA	94577
2135	6910	\$ 5,810.00	\$ 5,810.00	7/26/11	SAN LEANDRO	CA	94577
2136	6911	\$ 7,652.00	\$ 7,652.00	9/21/11	SAN JOSE	CA	95121
2137	6914	\$ 5,810.00	\$ 5,810.00	8/18/11	MILPITAS	CA	95035
2138	6915	\$ 5,810.00	\$ 5,810.00	8/18/11	MILPITAS	CA	95035
2139	6916	\$ 5,864.00	\$ 5,864.00	9/6/11	DANVILLE	CA	94506
2140	6919	\$ 5,871.00	\$ 5,871.00	6/29/11	San Jose	CA	95121
2141	6920	\$ 5,506.00	\$ 5,506.00	6/28/11	SAN JOSE	CA	95111
2142	6921	\$ 5,810.00	\$ 5,810.00	7/1/11	SUNNYVALE	CA	94086
2143	6922	\$ 5,810.00	\$ 5,810.00	7/1/11	SUNNYVALE	CA	94086
2144	6926	\$ 5,810.00	\$ 5,810.00	8/26/11	SAN JOSE	CA	95128
2145	6928	\$ 5,762.00	\$ 5,762.00	7/5/11	FRESNO	CA	93722
2146	6932	\$ 5,762.00	\$ 5,762.00	8/3/11	SANTA ANA	CA	92704
2147	6933	\$ 5,810.00	\$ 5,810.00	7/11/11	SAN JOSE	CA	95132
2148	6943	\$ 5,810.00	\$ 5,810.00	10/17/12	SACRAMENTO	CA	95824
2149	6949	\$ 5,810.00	\$ 5,810.00	6/23/11	SAN JOSE	CA	95132
2150	6953	\$ 5,730.00	\$ 5,730.00	6/23/11	OAKLAND	CA	94601
2151	6955	\$ 5,846.00	\$ 5,846.00	6/29/11	SAN FRANCISCO	CA	94116
2152	6956	\$ 5,846.00	\$ 5,846.00	6/29/11	SAN FRANCISCO	CA	94116
2153	6959	\$ 8,465.00	\$ 8,465.00	7/26/11	SAN JOSE	CA	95132
2154	6962	\$ 8,200.00	\$ 8,200.00	7/19/11	San Jose	CA	95111
2155	6964	\$ 8,700.00	\$ 8,700.00	7/18/11	San Jose	CA	95121
2156	6965	\$ 5,842.00	\$ 5,842.00	7/21/11	GARDEN GROVE	CA	92841
2157	6966	\$ 5,810.00	\$ 5,810.00	7/20/11	SANTA ANA	CA	92703
2158	6968	\$ 5,810.00	\$ 5,810.00	6/27/11	SAN JOSE	CA	95122
2159	6969	\$ 5,810.00	\$ 5,810.00	7/6/11	SAN JOSE	CA	95121
2160	6972	\$ 5,810.00	\$ 5,810.00	8/18/11	DALY CITY	CA	94014
2161	6974	\$ 5,742.00	\$ 5,742.00	7/18/11	SAN JOSE	CA	95148
2162	6975	\$ 5,810.00	\$ 5,810.00	7/5/11	SAN JOSE	CA	95135
2163	6976	\$ 5,810.00	\$ 5,810.00	7/5/11	SAN JOSE	CA	95135
2164	6978	\$ 5,835.00	\$ 5,835.00	6/23/11	SUNNYVALE	CA	94086
2165	6980	\$ 5,841.00	\$ 5,841.00	7/6/11	San Jose	CA	95111
2166	6981	\$ 5,841.00	\$ 5,841.00	7/6/11	San Jose	CA	95111
2167	6986	\$ 11,363.00	\$ 5,810.00	6/23/11	SAN FRANCISCO	CA	94124
2168	6988	\$ 5,810.00	\$ 5,810.00	8/2/11	OAKLAND	CA	94601
2169	6990	\$ 5,810.00	\$ 5,810.00	7/6/11	MILPITAS	CA	95035
2170	6991	\$ 5,846.00	\$ 5,846.00	9/12/11	San Jose	CA	95118
2171	6992	\$ 5,846.00	\$ 5,846.00	9/12/11	San Jose	CA	95118
2172	6995	\$ 5,810.00	\$ 5,810.00	6/29/11	SAN JOSE	CA	95133
2173	6996	\$ 5,810.00	\$ 5,810.00	6/29/11	SAN JOSE	CA	95133
2174	7001	\$ 5,666.00	\$ 5,666.00	8/11/11	HERCULES	CA	94547

CMAA Claims Register

	A	B	C	D	E	F	G
1	Member Number	AMOUNT CLAIMED	AMOUNT ALLOWED	Claim Receipt Date	City	State	Zip
2175	7002	\$ 5,730.00	\$ 5,730.00	7/5/11	SAN FRANCISCO	CA	94109
2176	7006	\$ 5,810.00	\$ 5,810.00	7/26/11	SACRAMENTO	CA	95834
2177	7008	\$ 8,114.00	\$ 8,114.00	9/8/11	UNION CITY	CA	94587
2178	7010	\$ 8,500.00	\$ 8,500.00	9/6/11	SAN FRANCISCO	CA	94118
2179	7013	\$ 5,810.00	\$ 5,810.00	6/23/11	OAKLAND	CA	94606
2180	7014	\$ 5,810.00	\$ 5,810.00	6/23/11	OAKLAND	CA	94606
2181	7016	\$ 5,810.00	\$ 5,810.00	6/27/11	SAN JOSE	CA	95121
2182	7017	\$ 5,810.00	\$ 5,810.00	6/27/11	SAN JOSE	CA	95121
2183	7018	\$ 5,810.00	\$ 5,810.00	7/15/11	MILPITAS	CA	95035
2184	7027	\$ 5,786.00	\$ 5,786.00	7/22/11	PATTERSON	CA	95363
2185	7031	\$ 5,810.00	\$ 5,810.00	6/29/11	SAN JOSE	CA	95136
2186	7047	\$ 8,128.00	\$ 8,128.00	8/18/11	SAN JOSE	CA	95122
2187	7050	\$ 5,810.00	\$ 5,810.00	7/18/11	SAN JOSE	CA	95121
2188	7051	\$ 5,810.00	\$ 5,810.00	7/18/11	SAN JOSE	CA	95121
2189	7059	\$ 5,814.00	\$ 5,814.00	6/27/11	OAKLAND	CA	94607
2190	7062	\$ 5,810.00	\$ 5,810.00	6/27/11	SAN JOSE	CA	95111
2191	7063	\$ 5,835.00	\$ 5,835.00	7/15/11	SAN JOSE	CA	95121
2192	7065	\$ 5,810.00	\$ 5,810.00	7/12/11	SAN JOSE	CA	95111
2193	7069	\$ 5,810.00	\$ 5,810.00	6/24/11	SAN JOSE	CA	95111
2194	7071	\$ 5,810.00	\$ 5,810.00	9/7/11	SACRAMENTO	CA	95829
2195	7072	\$ 5,810.00	\$ 5,810.00	7/15/11	PINOLE	CA	94564
2196	7073	\$ 5,730.00	\$ 5,730.00	8/19/11	ANTIOCH	CA	94531
2197	7075	\$ 5,810.00	\$ 5,810.00	7/22/11	SAN JOSE	CA	95111
2198	7076	\$ 5,810.00	\$ 5,810.00	9/6/11	SAN JOSE	CA	95133
2199	7077	\$ 5,762.00	\$ 5,762.00	7/28/11	MILPITAS	CA	95035
2200	7078	\$ 5,762.00	\$ 5,762.00	7/28/11	MILPITAS	CA	95035
2201	7082	\$ 5,846.00	\$ 5,846.00	7/11/11	Phoenix	AZ	85043
2202	7086	\$ 5,654.00	\$ 5,654.00	7/8/11	RICHMOND	CA	94804
2203	7088	\$ 5,810.00	\$ 5,810.00	8/18/11	SAN JOSE	CA	95116
2204	7089	\$ 5,810.00	\$ 5,810.00	8/18/11	SAN JOSE	CA	95116
2205	7091	\$ 5,810.00	\$ 5,810.00	7/25/11	LIVERMORE	CA	94550
2206	7095	\$ 5,846.00	\$ 5,846.00	7/11/11	Phoenix	AZ	85043
2207	7099	\$ 7,684.00	\$ 7,684.00	7/27/11	SAN JOSE	CA	95112
2208	7100	\$ 5,762.00	\$ 5,762.00	6/27/11	SAN JOSE	CA	95121
2209	7103	\$ 5,810.00	\$ 5,810.00	8/4/11	BRENTWOOD	CA	94513
2210	7106	\$ 5,762.00	\$ 5,762.00	7/6/11	HAYWARD	CA	94545
2211	7108	\$ 5,811.00	\$ 5,811.00	6/29/11	ELK GROVE	CA	95624
2212	7111	\$ 5,810.00	\$ 5,810.00	8/23/11	SAN FRANCISCO	CA	94122
2213	7112	\$ 5,810.00	\$ 5,810.00	7/27/11	OAKLAND	CA	94602
2214	7113	\$ 5,810.00	\$ 5,810.00	7/13/11	SAN FRANCISCO	CA	94112
2215	7114	\$ 5,810.00	\$ 5,810.00	7/21/11	SAN JOSE	CA	95129
2216	7116	\$ 5,834.00	\$ 5,834.00	7/5/11	OAKLAND	CA	94606
2217	7118	\$ 5,810.00	\$ 5,810.00	7/27/11	San Jose	CA	95121
2218	7119	\$ 5,762.00	\$ 5,762.00	6/23/11	SANTA CRUZ	CA	95060
2219	7120	\$ 5,820.00	\$ 5,820.00	6/23/11	SAN JOSE	CA	95136
2220	7121	\$ 5,820.00	\$ 5,820.00	6/23/11	SAN JOSE	CA	95136
2221	7122	\$ 8,182.00	\$ 8,182.00	9/12/11	SAN JOSE	CA	95111
2222	7127	\$ 5,810.00	\$ 5,810.00	7/12/11	SAN FRANCISCO	CA	94112
2223	7137	\$ 7,000.00	\$ 7,000.00	8/12/11	SAN JOSE	CA	95127
2224	7139	\$ 5,816.00	\$ 5,816.00	6/27/11	HAYWARD	CA	94545
2225	7141	\$ 5,834.00	\$ 5,834.00	6/23/11	ALAMEDA	CA	94501
2226	7144	\$ 5,810.00	\$ 5,810.00	8/18/11	SAN JOSE	CA	95121
2227	7145	\$ 5,846.00	\$ 5,846.00	8/1/11	SAN JOSE	CA	95111

CMAA Claims Register

	A	B	C	D	E	F	G
1	Member Number	AMOUNT CLAIMED	AMOUNT ALLOWED	Claim Receipt Date	City	State	Zip
2228	7146	\$ 5,846.00	\$ 5,846.00	8/1/11	SAN JOSE	CA	95111
2229	7150	\$ 5,835.00	\$ 5,835.00	6/27/11	SAN JOSE	CA	95122
2230	7152	\$ 5,810.00	\$ 5,810.00	7/7/11	SAN FRANCISCO	CA	94124
2231	7157	\$ 5,810.00	\$ 5,810.00	9/7/11	SAN RAMON	CA	94583
2232	7161	\$ 5,730.00	\$ 5,730.00	7/26/11	SAN JOSE	CA	95148
2233	7162	\$ 5,846.00	\$ 5,846.00	7/7/11	San Jose	CA	95123
2234	7165	\$ 5,846.00	\$ 5,846.00	9/23/11	SAN JOSE	CA	95123
2235	7167	\$ 5,846.00	\$ 5,846.00	8/22/11	SAN JOSE	CA	95136
2236	7170	\$ 5,835.00	\$ 5,835.00	7/5/11	SAN JOSE	CA	95112
2237	7172	\$ 6,276.00	\$ 6,276.00	7/5/11	ALAMEDA	CA	94501
2238	7174	\$ 5,810.00	\$ 5,810.00	7/1/11	ELK GROVE	CA	95624
2239	7175	\$ 6,164.00	\$ 6,164.00	8/25/11	WINDSOR	CA	95452
2240	7178	\$ 5,810.00	\$ 5,810.00	7/11/11	SANTA CLARA	CA	95051
2241	7179	\$ 10,500.00	\$ 5,810.00	7/13/11	SAN JOSE	CA	95132
2242	7180	\$ 10,500.00	\$ 5,810.00	7/13/11	SAN JOSE	CA	95132
2243	7184	\$ 5,810.00	\$ 5,810.00	6/27/11	GILROY	CA	95020
2244	7188	\$ 5,846.00	\$ 5,846.00	7/5/11	SAN JOSE	CA	95121
2245	7190	\$ 5,762.00	\$ 5,762.00	6/23/11	HAYWARD	CA	94541
2246	7191	\$ 5,762.00	\$ 5,762.00	6/23/11	HAYWARD	CA	94541
2247	7193	\$ 5,850.00	\$ 5,850.00	1/27/11	GRASS VALLEY	CA	95945
2248	7199	\$ 5,810.00	\$ 5,810.00	9/15/11	SAN JOSE	CA	95132
2249	7200	\$ 5,810.00	\$ 5,810.00	9/15/11	SAN JOSE	CA	95132
2250	7211	\$ 5,730.00	\$ 5,730.00	6/29/11	SAN JOSE	CA	95121
2251	7212	\$ 5,730.00	\$ 5,730.00	6/29/11	SAN JOSE	CA	95122
2252	7224	\$ 5,810.00	\$ 5,810.00	7/20/11	SAN JOSE	CA	95132
2253	7230	\$ 5,810.00	\$ 5,810.00	7/15/11	SAN JOSE	CA	95111
2254	7231	\$ 5,810.00	\$ 5,810.00	7/15/11	SAN JOSE	CA	95111
2255	7244	\$ 5,810.00	\$ 5,810.00	6/27/11	SAN JOSE	CA	95116
2256	7248	\$ 5,810.00	\$ 5,810.00	7/26/11	SAN FRANCISCO	CA	94134
2257	7253	\$ 5,810.00	\$ 5,810.00	8/2/11	CAMPBELL	CA	95008
2258	7254	\$ 5,810.00	\$ 5,810.00	6/23/11	SACRAMENTO	CA	95823
2259	7258	\$ 7,976.00	\$ 7,976.00	8/24/11	SAN JOSE	CA	95111
2260	7259	\$ 7,976.00	\$ 7,976.00	8/24/11	SAN JOSE	CA	95111
2261	7261	\$ 5,850.00	\$ 5,850.00	6/29/11	SAN JOSE	CA	95112
2262	7263	\$ 5,810.00	\$ 5,810.00	9/23/11	SAN JOSE	CA	95122
2263	7264	\$ 5,810.00	\$ 5,810.00	8/15/11	SAN JOSE	CA	95112
2264	7271	\$ 7,000.00	\$ 7,000.00	9/23/11	SUNNYVALE	CA	94089
2265	7274	\$ 5,810.00	\$ 5,810.00	6/27/11	SAN JOSE	CA	95111
2266	7286	\$ 5,810.00	\$ 5,810.00	6/29/11	San Jose	CA	95127
2267	7287	\$ 5,810.00	\$ 5,810.00	9/30/11	HUNTINGTON BEACH	CA	92646
2268	7288	\$ 5,810.00	\$ 5,810.00	6/23/11	SAN RAFAEL	CA	94903
2269	7289	\$ 5,810.00	\$ 5,810.00	6/23/11	SAN RAFAEL	CA	94903
2270	7292	\$ 5,808.00	\$ 5,808.00	6/30/11	MILPITAS	CA	95050
2271	7294	\$ 5,810.00	\$ 5,810.00	6/24/11	SAN JOSE	CA	95148
2272	7295	\$ 5,810.00	\$ 5,810.00	6/27/11	SAN FRANCISCO	CA	94108
2273	7302	\$ 5,810.00	\$ 5,810.00	6/27/11	OAKLAND	CA	94621
2274	7303	\$ 5,810.00	\$ 5,810.00	6/27/11	OAKLAND	CA	94621
2275	7305	\$ 7,723.00	\$ 7,723.00	7/21/11	SAN JOSE	CA	95112
2276	7307	\$ 5,762.00	\$ 5,762.00	6/27/11	PETALUMA	CA	94954
2277	7310	\$ 5,762.00	\$ 5,762.00	7/6/11	OAKLAND	CA	94612
2278	7314	\$ 5,730.00	\$ 5,730.00	8/18/11	SAN JOSE	CA	95111
2279	7316	\$ 5,810.00	\$ 5,810.00	6/29/11	HAYWARD	CA	94545
2280	7317	\$ 5,835.00	\$ 5,835.00	8/31/11	SAN JOSE	CA	95116

CMAA Claims Register

	A	B	C	D	E	F	G
1	Member Number	AMOUNT CLAIMED	AMOUNT ALLOWED	Claim Receipt Date	City	State	Zip
2281	7318	\$ 5,846.00	\$ 5,846.00	6/29/11	LAKEWOOD	CO	80235
2282	7319	\$ 5,846.00	\$ 5,846.00	8/31/11	SAN FRANCISCO	CA	94122
2283	7320	\$ 5,846.00	\$ 5,846.00	8/31/11	SAN FRANCISCO	CA	94122
2284	7322	\$ 8,233.00	\$ 8,233.00	7/12/11	WEST SACRAMENTO	CA	95691
2285	7330	\$ 6,036.00	\$ 6,036.00	7/19/11	SAN JOSE	CA	95117
2286	7331	\$ 5,810.00	\$ 5,810.00	8/19/11	SANTA CLARA	CA	95051
2287	7333	\$ 5,852.00	\$ 5,852.00	6/24/11	SACRAMENTO	CA	95829
2288	7339	\$ 5,810.00	\$ 5,810.00	7/26/11	UNION CITY	CA	94587
2289	7340	\$ 5,810.00	\$ 5,810.00	6/27/11	San Jose	CA	95732
2290	7343	\$ 5,810.00	\$ 5,810.00	7/6/11	OAKLAND	CA	94606
2291	7344	\$ 5,810.00	\$ 5,810.00	6/30/11	SAN FRANCISCO	CA	94102
2292	7345	\$ 5,806.00	\$ 5,806.00	9/19/11	SAN JOSE	CA	95121
2293	7347	\$ 5,846.00	\$ 5,846.00	8/10/11	SAN JOSE	CA	95121
2294	7350	\$ 5,810.00	\$ 5,810.00	8/12/11	SAN JOSE	CA	95122
2295	7351	\$ 5,810.00	\$ 5,810.00	8/12/11	SAN JOSE	CA	95122
2296	7354	\$ 5,810.00	\$ 5,810.00	6/23/11	MILPITAS	CA	95035
2297	7357	\$ 5,810.00	\$ 5,810.00	8/12/11	SAN JOSE	CA	95148
2298	7360	\$ 5,810.00	\$ 5,810.00	6/23/11	SACRAMENTO	CA	95828
2299	7367	\$ 5,730.00	\$ 5,730.00	9/6/11	SANTA ANA	CA	92704
2300	7377	\$ 5,730.00	\$ 5,730.00	7/13/11	MILPITAS	CA	95035
2301	7378	\$ 5,762.00	\$ 5,762.00	7/6/11	SAN LEANDRO	CA	94577
2302	7379	\$ 5,762.00	\$ 5,762.00	7/6/11	SAN LEANDRO	CA	94577
2303	7384	\$ 5,846.00	\$ 5,846.00	9/22/11	SAN JOSE	CA	95133
2304	7387	\$ 8,160.00	\$ 8,160.00	6/27/11	UNION CITY	CA	94587
2305	7388	\$ 5,810.00	\$ 5,810.00	8/18/11	SAN FRANCISCO	CA	94116
2306	7389	\$ 5,810.00	\$ 5,810.00	9/6/11	SAN JOSE	CA	95111
2307	7391	\$ 5,846.00	\$ 5,846.00	7/5/11	SUNNYVALE	CA	94089
2308	7396	\$ 12,000.00	\$ 5,894.00	6/27/11	SAN JOSE	CA	95122
2309	7403	\$ 5,764.00	\$ 5,764.00	9/23/11	SAN FRANCISCO	CA	94109
2310	7406	\$ 5,835.00	\$ 5,835.00	7/6/11	SAN JOSE	CA	95133
2311	7408	\$ 5,810.00	\$ 5,810.00	7/11/11	SAN JOSE	CA	95132
2312	7409	\$ 5,810.00	\$ 5,810.00	7/11/11	SAN JOSE	CA	95132
2313	7418	\$ 13,260.00	\$ 5,698.00	7/25/11	NOVATO	CA	94947
2314	7420	\$ 5,810.00	\$ 5,810.00	6/30/11	WESTMINTER	CA	92683
2315	7421	\$ 5,810.00	\$ 5,810.00	7/8/11	SAN FRANCISCO	CA	94124
2316	7422	\$ 5,810.00	\$ 5,810.00	7/8/11	SAN FRANCISCO	CA	94124
2317	7423	\$ 5,810.00	\$ 5,810.00	7/6/11	SAN JOSE	CA	95127
2318	7424	\$ 5,846.00	\$ 5,846.00	7/25/11	OAKLAND	CA	94601
2319	7425	\$ 5,846.00	\$ 5,846.00	7/25/11	OAKLAND	CA	94601
2320	7429	\$ 5,810.00	\$ 5,810.00	8/18/11	SAN FRANCISCO	CA	94134
2321	7436	\$ 5,810.00	\$ 5,810.00	8/3/11	SAN JOSE	CA	95118
2322	7437	\$ 5,810.00	\$ 5,810.00	8/18/11	SAN LEANDRO	CA	94578
2323	7438	\$ 5,810.00	\$ 5,810.00	7/5/11	SAN FRANCISCO	CA	94112
2324	7439	\$ 5,810.00	\$ 5,810.00	7/5/11	SAN FRANCISCO	CA	94112
2325	7440	\$ 5,811.00	\$ 5,811.00	7/11/11	SAN FRANCISCO	CA	94132
2326	7444	\$ 5,750.00	\$ 5,750.00	6/22/11	UNION CITY	CA	94587
2327	7446	\$ 5,810.00	\$ 5,810.00	7/1/11	REDWOOD CITY	CA	94063
2328	7447	\$ 5,810.00	\$ 5,810.00	6/24/11	REDWOOD CITY	CA	94063
2329	7450	\$ 5,766.00	\$ 5,766.00	8/12/11	SAN JOSE	CA	95123
2330	7451	\$ 5,796.00	\$ 5,796.00	8/12/11	SAN JOSE	CA	95123
2331	7452	\$ 5,846.00	\$ 5,846.00	8/15/11	MODESTO	CA	95357
2332	7458	\$ 5,844.00	\$ 5,844.00	7/6/11	OAKLAND	CA	94601
2333	7459	\$ 5,810.00	\$ 5,810.00	7/11/11	SAN JOSE	CA	95132

CMAA Claims Register

	A	B	C	D	E	F	G
1	Member Number	AMOUNT CLAIMED	AMOUNT ALLOWED	Claim Receipt Date	City	State	Zip
2334	7460	\$ 5,810.00	\$ 5,810.00	7/11/11	SAN JOSE	CA	95132
2335	7464	\$ 5,810.00	\$ 5,810.00	7/1/11	SAN JOSE	CA	95133
2336	7467	\$ 5,810.00	\$ 5,810.00	6/29/11	SAN JOSE	CA	95138
2337	7470	\$ 5,810.00	\$ 5,810.00	7/7/11	SAN JOSE	CA	95111
2338	7471	\$ 5,816.00	\$ 5,816.00	7/21/11	GARDEN GROVE	CA	92840
2339	7474	\$ 5,755.00	\$ 5,755.00	8/12/11	FREMONT	CA	94539
2340	7477	\$ 5,810.00	\$ 5,810.00	6/23/11	SAN FRANCISCO	CA	94121
2341	7480	\$ 5,858.00	\$ 5,858.00	6/23/11	SAN JOSE	CA	95112
2342	7484	\$ 5,810.00	\$ 5,810.00	7/19/11	OAKLAND	CA	94601
2343	7485	\$ 5,810.00	\$ 5,810.00	7/28/11	MILPITAS	CA	95035
2344	7486	\$ 5,835.00	\$ 5,835.00	7/12/11	HAYWARD	CA	94544
2345	7488	\$ 5,810.00	\$ 5,810.00	7/18/11	SAN JOSE	CA	95122
2346	7493	\$ 5,886.00	\$ 5,886.00	7/29/11	SAN FRANCISCO	CA	94121
2347	7497	\$ 14,200.00	\$ 5,780.00	8/11/11	SANTA ANA	CA	92704
2348	7501	\$ 5,810.00	\$ 5,810.00	6/29/11	SACRAMENTO	CA	95828
2349	7502	\$ 5,810.00	\$ 5,810.00	8/18/11	SUNNYVALE	CA	94089
2350	7503	\$ 5,810.00	\$ 5,810.00	8/18/11	SUNNYVALE	CA	94089
2351	7509	\$ 5,786.00	\$ 5,786.00	6/29/11	FREMONT	CA	94536
2352	7511	\$ 5,846.00	\$ 5,846.00	6/27/11	GARDEN GROVE	CA	92841
2353	7512	\$ 5,846.00	\$ 5,846.00	6/27/11	GARDEN GROVE	CA	92841
2354	7513	\$ 5,766.00	\$ 5,766.00	6/30/11	SAN JOSE	CA	95136
2355	7514	\$ 5,766.00	\$ 5,766.00	6/30/11	SAN JOSE	CA	95136
2356	7515	\$ 5,810.00	\$ 5,810.00	7/18/11	SAN JOSE	CA	95121
2357	7517	\$ 5,810.00	\$ 5,810.00	6/24/11	UNION CITY	CA	94587
2358	7521	\$ 9,600.00	\$ 5,810.00	7/12/11	San Jose	CA	95133
2359	7525	\$ 5,730.00	\$ 5,730.00	6/30/11	SAN JOSE	CA	95123
2360	7526	\$ 5,730.00	\$ 5,730.00	6/30/11	SAN JOSE	CA	95123
2361	7532	\$ 5,810.00	\$ 5,810.00	7/15/11	SAN FRANCISCO	CA	94112
2362	7536	\$ 5,810.00	\$ 5,810.00	6/23/11	SAN JOSE	CA	95111
2363	7537	\$ 5,810.00	\$ 5,810.00	6/23/11	SAN JOSE	CA	95111
2364	7543	\$ 5,762.00	\$ 5,762.00	8/19/11	SAN RAMON	CA	94583
2365	7544	\$ 5,700.00	\$ 5,700.00	6/27/11	SAN FRANCISCO	CA	94133
2366	7548	\$ 5,846.00	\$ 5,846.00	9/12/11	SAN JOSE	CA	95120
2367	7550	\$ 5,810.00	\$ 5,810.00	7/19/11	FREMONT	CA	94536
2368	7554	\$ 5,810.00	\$ 5,810.00	7/25/11	SAN JOSE	CA	95133
2369	7560	\$ 5,800.00	\$ 5,810.00	8/18/11	San Francisco	CA	94134
2370	7563	\$ 5,810.00	\$ 5,810.00	9/23/11	SAN LORENZO	CA	94580
2371	7564	\$ 5,810.00	\$ 5,810.00	9/23/11	SAN LORENZO	CA	94580
2372	7565	\$ 5,835.00	\$ 5,835.00	6/29/11	OAKLAND	CA	94607
2373	7567	\$ 5,810.00	\$ 5,810.00	6/24/11	SAN FRANCISCO	CA	94121
2374	7569	\$ 5,810.00	\$ 5,810.00	7/1/11	OAKLAND	CA	94601
2375	7571	\$ 5,547.00	\$ 5,547.00	7/8/11	SAN FRANCISCO	CA	94124
2376	7572	\$ 5,810.00	\$ 5,810.00	10/26/12	MILPITAS	CA	95035
2377	7573	\$ 5,730.00	\$ 5,730.00	8/18/11	PEARLAND	TX	77584
2378	7574	\$ 5,860.00	\$ 5,860.00	8/31/11	SAN JOSE	CA	95133
2379	7576	\$ 5,810.00	\$ 5,810.00	6/24/11	SAN JOSE	CA	95148
2380	7581	\$ 5,810.00	\$ 5,810.00	8/1/11	SANTA CLARA	CA	95054
2381	7582	\$ 5,846.00	\$ 5,846.00	7/21/11	SAN JOSE	CA	95133
2382	7585	\$ 7,907.00	\$ 7,907.00	6/24/11	SAN FRANCISCO	CA	94109
2383	7587	\$ 5,970.00	\$ 5,970.00	7/5/11	OAKLAND	CA	94606
2384	7588	\$ 5,880.00	\$ 5,880.00	7/5/11	OAKLAND	CA	94606
2385	7593	\$ 5,810.00	\$ 5,810.00	7/11/11	SAN JOSE	CA	95111
2386	7599	\$ 5,742.00	\$ 5,742.00	6/27/11	SAN JOSE	CA	95148

CMAA Claims Register

	A	B	C	D	E	F	G
1	Member Number	AMOUNT CLAIMED	AMOUNT ALLOWED	Claim Receipt Date	City	State	Zip
2387	7607	\$ 5,810.00	\$ 5,810.00	6/23/11	SAN FRANCISCO	CA	94102
2388	7608	\$ 5,835.00	\$ 5,835.00	6/24/11	OAKLAND	CA	94603
2389	7613	\$ 5,810.00	\$ 5,810.00	3/29/12	SAN JOSE	CA	95121
2390	7618	\$ 5,678.00	\$ 5,678.00	6/24/11	SAN JOSE	CA	95133
2391	7620	\$ 5,810.00	\$ 5,810.00	6/23/11	SAN JOSE	CA	95121
2392	7624	\$ 5,756.00	\$ 5,756.00	7/1/11	OAKLAND	CA	94601
2393	7626	\$ 5,756.00	\$ 5,756.00	7/1/11	OAKLAND	CA	94601
2394	7633	\$ 5,810.00	\$ 5,810.00	8/12/11	SAN JOSE	CA	95151
2395	7634	\$ 5,810.00	\$ 5,810.00	6/30/11	SAN JOSE	CA	95135
2396	7635	\$ 5,810.00	\$ 5,810.00	6/30/11	SAN JOSE	CA	95135
2397	7637	\$ 5,756.00	\$ 5,756.00	7/5/11	UNION CITY	CA	94587
2398	7638	\$ 5,810.00	\$ 5,810.00	7/11/11	ALAMEDA	CA	94502
2399	7639	\$ 5,682.00	\$ 5,682.00	6/29/11	SAN FRANCISCO	CA	94109
2400	7646	\$ 11,920.00	\$ 5,766.00	7/21/11	SAN JOSE	CA	95122
2401	7649	\$ 5,810.00	\$ 5,810.00	6/24/11	SAN JOSE	CA	95116
2402	7654	\$ 5,810.00	\$ 5,810.00	6/30/11	San Jose	CA	95133
2403	7659	\$ 5,810.00	\$ 5,810.00	6/29/11	SAN JOSE	CA	95126
2404	7662	\$ 5,810.00	\$ 5,810.00	7/21/11	Oakland	CA	94601
2405	7664	\$ 5,846.00	\$ 5,846.00	7/7/11	ROSEVILLE	CA	95678
2406	7671	\$ 5,810.00	\$ 5,810.00	6/23/11	SAN JOSE	CA	95122
2407	7672	\$ 5,810.00	\$ 5,810.00	6/23/11	SAN JOSE	CA	95122
2408	7674	\$ 5,762.00	\$ 5,762.00	6/29/11	SUNNYVALE	CA	94086
2409	7676	\$ 5,470.00	\$ 5,470.00	6/29/11	SAN JOSE	CA	95133
2410	7678	\$ 5,898.00	\$ 5,898.00	7/26/11	RANCHO CORDOVA	CA	95742
2411	7679	\$ 5,898.00	\$ 5,898.00	7/26/11	RANCHO CORDOVA	CA	95742
2412	7681	\$ 5,898.00	\$ 5,898.00	7/13/11	RANCHO CORDOVA	CA	95742
2413	7686	\$ 5,774.00	\$ 5,774.00	7/5/11	San Jose	CA	95126
2414	7687	\$ 7,392.00	\$ 7,392.00	6/24/11	CASTRO VALLY	CA	94546
2415	7688	\$ 7,392.00	\$ 7,392.00	6/24/11	CASTRO VALLY	CA	94546
2416	7695	\$ 5,810.00	\$ 5,810.00	7/7/11	SAN JOSE	CA	95121
2417	7700	\$ 5,810.00	\$ 5,810.00	6/27/11	SAN JOSE	CA	95127
2418	7708	\$ 5,655.00	\$ 5,655.00	8/5/11	SAN JOSE	CA	95111
2419	7710	\$ 5,810.00	\$ 5,810.00	9/7/11	SAN JOSE	CA	95132
2420	7711	\$ 5,846.00	\$ 5,846.00	9/1/11	MILPITAS	CA	95035
2421	7712	\$ 5,846.00	\$ 5,846.00	9/1/11	MILPITAS	CA	95035
2422	7715	\$ 5,810.00	\$ 5,810.00	9/30/11	SAN JOSE	CA	95118
2423	7716	\$ 5,810.00	\$ 5,810.00	7/13/11	SAN JOSE	CA	95111
2424	7717	\$ 5,810.00	\$ 5,810.00	7/13/11	SAN JOSE	CA	95111
2425	7726	\$ 5,810.00	\$ 5,810.00	6/29/11	FREMONT	CA	94538
2426	7729	\$ 5,846.00	\$ 5,846.00	7/11/11	SAN JOSE	CA	95116
2427	7731	\$ 5,810.00	\$ 5,810.00	6/27/11	SAN JOSE	CA	95148
2428	7734	\$ 5,810.00	\$ 5,810.00	9/19/11	SAN FRANCISCO	CA	94115
2429	7736	\$ 5,846.00	\$ 5,846.00	7/1/11	SAN JOSE	CA	95121
2430	7737	\$ 5,810.00	\$ 5,810.00	7/18/11	SAN JOSE	CA	95121
2431	7738	\$ 5,810.00	\$ 5,810.00	7/18/11	SAN JOSE	CA	95121
2432	7739	\$ 5,810.00	\$ 5,810.00	7/6/11	SAN JOSE	CA	95122
2433	7740	\$ 5,810.00	\$ 5,810.00	7/6/11	SAN JOSE	CA	95113
2434	7741	\$ 5,846.00	\$ 5,846.00	6/24/11	MILPITAS	CA	95035
2435	7742	\$ 5,748.00	\$ 5,748.00	7/6/11	MILPITAS	CA	95035
2436	7743	\$ 5,748.00	\$ 5,748.00	7/6/11	MILPITAS	CA	95035
2437	7750	\$ 5,810.00	\$ 5,810.00	6/23/11	SAN JOSE	CA	95116
2438	7751	\$ 5,835.00	\$ 5,835.00	6/29/11	SAN JOSE	CA	95116
2439	7758	\$ 6,936.00	\$ 6,936.00	7/13/11	WESTMINSTER	CA	92683

CMAA Claims Register

	A	B	C	D	E	F	G
1	Member Number	AMOUNT CLAIMED	AMOUNT ALLOWED	Claim Receipt Date	City	State	Zip
2440	7759	\$ 6,936.00	\$ 6,936.00	7/13/11	WESTMINSTER	CA	92683
2441	7762	None Stated	\$ 5,810.00	7/11/11	San Jose	CA	95127
2442	7769	\$ 5,810.00	\$ 5,810.00	6/28/11	SACRAMENTO	CA	95829
2443	7780	\$ 10,000.00	\$ 5,846.00	6/30/11	ALAMEDA	CA	94501
2444	7781	\$ 10,000.00	\$ 5,774.00	6/30/11	ALAMEDA	CA	94501
2445	7785	\$ 5,810.00	\$ 5,810.00	6/30/11	SAN JOSE	CA	95112
2446	7787	\$ 5,810.00	\$ 5,810.00	6/27/11	SAN JOSE	CA	95131
2447	7792	\$ 5,810.00	\$ 5,810.00	6/24/11	SAN JOSE	CA	95123
2448	7793	\$ 5,810.00	\$ 5,810.00	6/24/11	SAN JOSE	CA	95123
2449	7796	\$ 5,678.00	\$ 5,678.00	7/1/11	MILLBRAE	CA	94030
2450	7797	\$ 5,538.00	\$ 5,538.00	8/18/11	MARINA	CA	93933
2451	7800	\$ 5,810.00	\$ 5,810.00	7/29/11	SAN FRANCISCO	CA	94134
2452	7801	\$ 5,894.00	\$ 5,894.00	7/18/11	SAN JOSE	CA	95148
2453	7802	\$ 5,894.00	\$ 5,894.00	7/18/11	SAN JOSE	CA	95148
2454	7804	\$ 5,846.00	\$ 5,846.00	8/24/11	SAN JOSE	CA	95133
2455	7807	\$ 5,846.00	\$ 5,846.00	6/28/11	SAN JOSE	CA	95131
2456	7808	\$ 5,846.00	\$ 5,846.00	6/28/11	SAN JOSE	CA	95131
2457	7812	\$ 5,810.00	\$ 5,810.00	7/19/11	CASTRO VALLEY	CA	94552
2458	7825	None Stated	\$ 5,810.00	8/31/11	Chico	CA	95928
2459	7827	\$ 5,810.00	\$ 5,810.00	8/18/11	CUPERTINO	CA	95014
2460	7829	\$ 5,810.00	\$ 5,810.00	8/18/11	SAN FRANCISCO	CA	94118
2461	7833	\$ 5,810.00	\$ 5,810.00	8/12/11	SAN JOSE	CA	95122
2462	7838	\$ 5,810.00	\$ 5,810.00	9/23/11	SAN LEANDRO	CA	94577
2463	7839	\$ 5,810.00	\$ 5,810.00	9/23/11	SAN LEANDRO	CA	94577
2464	7840	\$ 5,810.00	\$ 5,810.00	9/23/11	SAN LEANDRO	CA	94577
2465	7843	\$ 5,835.00	\$ 5,835.00	6/24/11	SAN FRANCISCO	CA	94112
2466	7849	\$ 5,810.00	\$ 5,810.00	7/8/11	SAN JOSE	CA	95125
2467	7851	\$ 5,846.00	\$ 5,846.00	6/29/11	OAKLAND	CA	94601
2468	7856	\$ 5,810.00	\$ 5,810.00	6/30/11	SAN FRANCISCO	CA	94116
2469	7858	\$ 15,000.00	\$ 5,810.00	7/7/11	SAN JOSE	CA	95148
2470	7865	\$ 6,697.00	\$ 6,697.00	6/27/11	MILPITAS	CA	95035
2471	7869	\$ 7,797.00	\$ 7,797.00	8/19/11	SANTA CLARA	CA	95054
2472	7871	\$ 5,810.00	\$ 5,810.00	7/6/11	STOCKTON	CA	95209
2473	7872	\$ 5,786.00	\$ 5,786.00	6/29/11	SAN JOSE	CA	95116
2474	7873	\$ 7,942.00	\$ 7,942.00	9/23/11	MILPITAS	CA	95035
2475	7874	\$ 5,762.00	\$ 5,762.00	9/12/11	SAN JOSE	CA	95111
2476	7878	\$ 5,810.00	\$ 5,810.00	6/27/11	SAN FRANCISCO	CA	94108
2477	7879	\$ 5,810.00	\$ 5,810.00	6/29/11	SAN FRANCISCO	CA	94122
2478	7882	\$ 5,810.00	\$ 5,810.00	6/27/11	SACRAMENTO	CA	95823
2479	7886	\$ 5,810.00	\$ 5,810.00	6/29/11	SAN FRANCISCO	CA	94132
2480	7887	\$ 5,810.00	\$ 5,810.00	7/12/11	San Jose	CA	95136
2481	7888	\$ 5,810.00	\$ 5,810.00	7/12/11	MILPITAS	CA	95035
2482	7900	\$ 6,070.00	\$ 6,070.00	6/29/11	SAN JOSE	CA	95121
2483	7901	\$ 5,810.00	\$ 5,810.00	6/27/11	SAN JOSE	CA	95132
2484	7907	\$ 5,810.00	\$ 5,810.00	7/18/11	SAN JOSE	CA	95111
2485	7909	\$ 5,835.00	\$ 5,835.00	6/30/11	San Jose	CA	95148
2486	7910	\$ 5,810.00	\$ 5,810.00	7/7/11	SAN JOSE	CA	95111
2487	7911	\$ 5,810.00	\$ 5,810.00	7/7/11	SAN JOSE	CA	95111
2488	7912	\$ 7,828.00	\$ 7,828.00	7/18/11	OAKLAND	CA	94606
2489	7913	\$ 7,828.00	\$ 7,828.00	7/18/11	OAKLAND	CA	94606
2490	7914	\$ 7,828.00	\$ 7,828.00	6/27/11	OAKLAND	CA	94606
2491	7917	\$ 5,810.00	\$ 5,810.00	6/27/11	MARINA	CA	93933
2492	7919	\$ 5,810.00	\$ 5,810.00	6/23/11	SAN JOSE	CA	95111

CMAA Claims Register

	A	B	C	D	E	F	G
1	Member Number	AMOUNT CLAIMED	AMOUNT ALLOWED	Claim Receipt Date	City	State	Zip
2493	7922	\$ 5,780.00	\$ 5,780.00	6/27/11	LAPEER	MI	48446
2494	7923	\$ 5,618.00	\$ 5,618.00	9/20/11	SAN JOSE	CA	95135
2495	7925	\$ 5,846.00	\$ 5,846.00	7/28/11	HENDERSON	NV	89011
2496	7926	\$ 5,736.00	\$ 5,736.00	7/6/11	OAKLAND	CA	94606
2497	7935	\$ 8,978.00	\$ 5,730.00	9/14/11	Union City	CA	94587
2498	7937	\$ 5,730.00	\$ 5,730.00	6/29/11	SAN JOSE	CA	95112
2499	7946	\$ 5,874.00	\$ 5,874.00	7/11/11	RICHMOND	CA	94803
2500	7947	\$ 5,874.00	\$ 5,874.00	7/11/11	RICHMOND	CA	94803
2501	7948	\$ 5,858.00	\$ 5,858.00	7/11/11	EL SOBRANTE	CA	94803
2502	7950	\$ 7,756.00	\$ 7,756.00	7/6/11	SAN JOSE	CA	95122
2503	7951	\$ 7,756.00	\$ 7,756.00	7/6/11	SAN JOSE	CA	95122
2504	7952	\$ 9,499.00	\$ 9,499.00	9/23/11	NOVATO	CA	94947
2505	7953	\$ 9,499.00	\$ 9,499.00	9/23/11	NOVATO	CA	94947
2506	7959	\$ 5,810.00	\$ 5,810.00	7/14/11	SAN JOSE	CA	95116
2507	7960	\$ 5,810.00	\$ 5,810.00	7/14/11	SAN JOSE	CA	95116
2508	7963	\$ 5,810.00	\$ 5,810.00	6/29/11	SAN JOSE	CA	95123
2509	7965	\$ 5,782.00	\$ 5,782.00	6/27/11	SAN JOSE	CA	95122
2510	7967	\$ 5,810.00	\$ 5,810.00	6/24/11	OAKLAND	CA	94607
2511	7968	\$ 5,810.00	\$ 5,810.00	7/18/11	SAN PABLO	CA	94806
2512	7971	\$ 5,810.00	\$ 5,810.00	6/29/11	SAN FRANCISCO	CA	94103
2513	7973	\$ 5,818.00	\$ 5,818.00	6/27/11	SAN FRANCISCO	CA	94103
2514	7977	\$ 5,846.00	\$ 5,846.00	6/27/11	MILPITAS	CA	95035
2515	7978	\$ 5,810.00	\$ 5,810.00	8/18/11	SARAMENTO	CA	95828
2516	7982	\$ 5,810.00	\$ 5,810.00	6/30/11	SAN JOSE	CA	95122
2517	7983	\$ 5,810.00	\$ 5,810.00	6/30/11	SAN JOSE	CA	95122
2518	7984	\$ 8,640.00	\$ 8,640.00	8/18/11	OAKLAND	CA	94607
2519	7985	\$ 5,762.00	\$ 5,762.00	7/7/11	FRESNO	CA	93726
2520	7987	\$ 5,846.00	\$ 5,846.00	6/27/11	SAN JOSE	CA	95121
2521	7988	\$ 5,846.00	\$ 5,846.00	6/27/11	SAN JOSE	CA	95121
2522	7992	\$ 5,810.00	\$ 5,810.00	9/23/11	OAKLAND	CA	94612
2523	7998	\$ 5,810.00	\$ 5,810.00	7/27/11	SAN JOSE	CA	95151
2524	8004	\$ 5,798.00	\$ 5,798.00	6/24/11	OAKLAND	CA	94605
2525	8005	\$ 5,810.00	\$ 5,810.00	7/22/11	REDLAND	CA	92374
2526	8006	\$ 5,810.00	\$ 5,810.00	8/29/11	Eagle	ID	83616
2527	8007	\$ 5,810.00	\$ 5,810.00	7/11/11	OMAHA	NE	68117
2528	8009	\$ 5,810.00	\$ 5,810.00	7/8/11	Sacramento	CA	95829
2529	8010	\$ 7,724.00	\$ 7,724.00	6/30/11	SAN FRANCISCO	CA	94103
2530	8019	\$ 5,846.00	\$ 5,846.00	7/7/11	SAN JOSE	CA	95148
2531	8020	\$ 5,810.00	\$ 5,810.00	6/29/11	SAN FRANCISCO	CA	94103
2532	8023	None Stated	\$ 5,810.00	7/27/11	SAN JOSE	CA	95112
2533	8024	None Stated	\$ 5,810.00	7/27/11	SAN JOSE	CA	95112
2534	8025	\$ 5,747.00	\$ 5,747.00	6/29/11	SAN FRANCISCO	CA	94122
2535	8026	\$ 5,722.00	\$ 5,722.00	6/29/11	SAN FRANCISCO	CA	94122
2536	8027	\$ 5,857.00	\$ 5,857.00	7/20/11	LAS VEGAS	NV	89139
2537	8031	\$ 5,810.00	\$ 5,810.00	6/29/11	SAN FRANCISCO	CA	94121
2538	8032	\$ 5,886.00	\$ 5,886.00	6/24/11	SAN PABLO	CA	94806
2539	8035	\$ 5,810.00	\$ 5,810.00	7/5/11	HOUSTON	TX	77084
2540	8039	\$ 5,850.00	\$ 5,850.00	6/24/11	SAN PABLO	CA	94806
2541	8042	\$ 5,810.00	\$ 5,810.00	6/24/11	SAN FRANCISCO	CA	94102
2542	8043	\$ 5,810.00	\$ 5,810.00	7/5/11	SAN FRANCISCO	CA	94102
2543	8044	\$ 12,000.00	\$ 5,810.00	9/30/11	FREMONT	CA	94536
2544	8055	\$ 5,724.00	\$ 5,724.00	7/21/11	S. EL MONTE	CA	91733
2545	8059	\$ 7,674.00	\$ 7,674.00	8/5/11	SAN LEANDRO	CA	94578

CMAA Claims Register

	A	B	C	D	E	F	G
1	Member Number	AMOUNT CLAIMED	AMOUNT ALLOWED	Claim Receipt Date	City	State	Zip
2546	8061	\$ 5,832.00	\$ 5,832.00	7/6/11	OAKLAND	CA	94606
2547	8063	\$ 5,846.00	\$ 5,846.00	6/29/11	SAN JOSE	CA	95123
2548	8075	\$ 7,650.00	\$ 7,650.00	7/19/11	SAN FRANCISCO	CA	94116
2549	8076	\$ 14,317.00	\$ 5,762.00	7/21/11	OAKLAND	CA	94606
2550	8077	\$ 5,435.00	\$ 5,435.00	7/27/11	SAN JOSE	CA	95117
2551	8079	\$ 6,775.00	\$ 6,775.00	7/21/11	OAKLAND	CA	94619
2552	8082	\$ 5,732.00	\$ 5,732.00	7/27/11	SAN JOSE	CA	95121
2553	8088	\$ 5,810.00	\$ 5,810.00	6/27/11	SAN JOSE	CA	95122
2554	8089	\$ 5,810.00	\$ 5,810.00	6/27/11	SAN JOSE	CA	95122
2555	8096	\$ 5,558.00	\$ 5,558.00	7/7/11	SAN JOSE	CA	95131
2556	8099	\$ 5,810.00	\$ 5,810.00	8/26/11	SAN JOSE	CA	95135
2557	8101	\$ 5,858.00	\$ 5,858.00	7/19/11	SAN JOSE	CA	95121
2558	8102	\$ 5,858.00	\$ 5,858.00	7/19/11	SAN JOSE	CA	95121
2559	8104	\$ 5,805.00	\$ 5,805.00	8/26/11	ELK GROVE	CA	95624
2560	8105	\$ 5,810.00	\$ 5,810.00	6/27/11	SAN JOSE	CA	95148
2561	8108	\$ 5,730.00	\$ 5,730.00	7/13/11	SAN JOSE	CA	95132
2562	8109	\$ 5,810.00	\$ 5,810.00	9/7/11	SAN JOSE	CA	95148
2563	8110	\$ 5,810.00	\$ 5,810.00	9/7/11	SAN JOSE	CA	95148
2564	8120	\$ 5,894.00	\$ 5,894.00	8/1/11	MILPITAS	CA	95035
2565	8121	\$ 5,894.00	\$ 5,894.00	8/1/11	MILPITAS	CA	95035
2566	8122	\$ 5,810.00	\$ 5,810.00	6/29/11	SAN FRANCISCO	CA	94118
2567	8123	\$ 5,846.00	\$ 5,846.00	7/12/11	SAN JOSE	CA	95111
2568	8125	\$ 9,650.00	\$ 5,730.00	7/26/11	SAN JOSE	CA	95112
2569	8127	\$ 5,810.00	\$ 5,810.00	9/6/11	FREMONT	CA	94538
2570	8128	\$ 5,654.00	\$ 5,654.00	7/8/11	RICHMOND	CA	94804
2571	8129	\$ 5,818.00	\$ 5,818.00	7/19/11	SAN JOSE	CA	95112
2572	8144	\$ 5,810.00	\$ 5,810.00	6/23/11	SACRAMENTO	CA	95828
2573	8145	\$ 5,810.00	\$ 5,810.00	6/23/11	SACRAMENTO	CA	95828
2574	8146	\$ 5,810.00	\$ 5,810.00	7/6/11	SAN FRANCISCO	CA	94133
2575	8148	\$ 5,810.00	\$ 5,810.00	7/18/11	SAN FRANCISCO	CA	94189
2576	8151	\$ 5,883.00	\$ 5,883.00	6/24/11	SAN JOSE	CA	95133
2577	8155	\$ 5,810.00	\$ 5,810.00	7/11/11	MILPITAS	CA	95035
2578	8160	\$ 5,810.00	\$ 5,810.00	8/18/11	SAN JOSE	CA	95131
2579	8161	\$ 8,000.00	\$ 8,000.00	7/19/11	SAN JOSE	CA	95148
2580	8162	\$ 8,000.00	\$ 8,000.00	7/19/11	SAN JOSE	CA	95148
2581	8163	\$ 5,810.00	\$ 5,810.00	8/25/11	SAN JOSE	CA	95132
2582	8164	\$ 5,810.00	\$ 5,810.00	8/25/11	SAN JOSE	CA	95132
2583	8165	\$ 5,846.00	\$ 5,846.00	6/23/11	SAN FRANCISCO	CA	94116
2584	8166	\$ 5,846.00	\$ 5,846.00	6/23/11	SAN FRANCISCO	CA	94116
2585	8173	\$ 5,810.00	\$ 5,810.00	6/24/11	SAN FRANCISCO	CA	94118
2586	8174	\$ 5,810.00	\$ 5,810.00	9/6/11	SAN JOSE	CA	95112
2587	8182	\$ 5,806.00	\$ 5,806.00	7/13/11	UNION CITY	CA	94587
2588	8186	\$ 5,835.00	\$ 5,835.00	6/24/11	MILPITAS	CA	95035
2589	8188	\$ 5,791.00	\$ 5,791.00	7/26/11	San Francisco	CA	94112
2590	8190	\$ 5,810.00	\$ 5,810.00	7/12/11	SAN JOSE	CA	95112
2591	8192	\$ 7,714.00	\$ 7,714.00	8/29/11	SAN FRANCISCO	CA	94121
2592	8205	\$ 5,835.00	\$ 5,835.00	8/25/11	SAN JOSE	CA	95117
2593	8206	\$ 5,835.00	\$ 5,835.00	8/25/11	SAN JOSE	CA	95117
2594	8212	\$ 5,810.00	\$ 5,810.00	7/8/11	SAN JOSE	CA	95121
2595	8216	\$ 5,890.00	\$ 5,890.00	8/29/11	Santa Cruz	CA	95062
2596	8218	\$ 15,000.00	\$ 5,810.00	8/4/11	Oakland	CA	94606
2597	8221	\$ 5,810.00	\$ 5,810.00	7/5/11	OAKLAND	CA	94602
2598	8223	\$ 7,372.00	\$ 7,372.00	6/27/11	San Jose	CA	95121

CMAA Claims Register

	A	B	C	D	E	F	G
1	Member Number	AMOUNT CLAIMED	AMOUNT ALLOWED	Claim Receipt Date	City	State	Zip
2599	8226	\$ 8,720.00	\$ 8,720.00	6/27/11	SAN JOSE	CA	95112
2600	8227	\$ 5,730.00	\$ 5,730.00	7/14/11	SAN JOSE	CA	95121
2601	8228	\$ 5,810.00	\$ 5,810.00	6/30/11	San Jose	CA	95122
2602	8234	\$ 5,846.00	\$ 5,846.00	8/2/11	SAN JOSE	CA	95132
2603	8238	\$ 5,810.00	\$ 5,810.00	6/27/11	SAN JOSE	CA	95119
2604	8242	\$ 10,400.00	\$ 5,810.00	6/24/11	MORGAN HILL	CA	95037
2605	8246	\$ 5,810.00	\$ 5,810.00	7/5/11	SAN JOSE	CA	95111
2606	8248	\$ 5,730.00	\$ 5,730.00	6/27/11	SAN FRANCISCO	CA	94110
2607	8250	\$ 5,810.00	\$ 5,810.00	6/23/11	SAN JOSE	CA	95111
2608	8254	\$ 5,810.00	\$ 5,810.00	7/5/11	SAN FRANCISCO	CA	94109
2609	8257	\$ 8,720.00	\$ 8,720.00	6/27/11	SAN JOSE	CA	95112
2610	8259	\$ 8,145.00	\$ 8,145.00	6/29/11	SAN FRANCISCO	CA	94121
2611	8261	\$ 5,810.00	\$ 5,810.00	6/24/11	SAN JOSE	CA	95135
2612	8267	\$ 5,846.00	\$ 5,846.00	7/15/11	Denver	CO	80236
2613	8268	\$ 5,846.00	\$ 5,846.00	7/15/11	Denver	CO	80236
2614	8275	\$ 7,304.00	\$ 7,304.00	8/18/11	SAN JOSE	CA	95132
2615	8281	\$ 7,500.00	\$ 7,500.00	9/22/11	SAN FRANCISCO	CA	94124
2616	8286	\$ 5,846.00	\$ 5,846.00	8/15/11	SAN JOSE	CA	95133
2617	8287	\$ 5,846.00	\$ 5,846.00	8/31/11	SAN JOSE	CA	95122
2618	8288	\$ 5,874.00	\$ 5,874.00	7/7/11	SAN JOSE	CA	95122
2619	8290	\$ 7,709.00	\$ 7,709.00	7/12/11	SANTA CLARA	CA	95050
2620	8291	\$ 5,826.00	\$ 5,826.00	7/18/11	SACRAMENTO	CA	95824
2621	8295	\$ 6,016.00	\$ 6,016.00	7/20/11	SAN FRANCISCO	CA	94159
2622	8300	\$ 5,810.00	\$ 5,810.00	6/28/11	SAN JOSE	CA	95127
2623	8301	\$ 5,838.00	\$ 5,838.00	9/12/11	SAN JOSE	CA	95148
2624	8302	\$ 5,810.00	\$ 5,810.00	8/1/11	SAN FRANCISCO	CA	94121
2625	8303	\$ 7,768.00	\$ 7,768.00	7/6/11	San Jose	CA	95117
2626	8305	\$ 5,835.00	\$ 5,835.00	7/7/11	CASTRO VALLEY	CA	94546
2627	8307	\$ 13,315.00	\$ 6,182.00	7/22/11	San Jose	CA	95148
2628	8308	\$ 18,248.00	\$ 5,846.00	7/5/11	SAN JOSE	CA	95123
2629	8311	\$ 5,810.00	\$ 5,810.00	6/27/11	SAN JOSE	CA	95110
2630	8321	\$ 5,810.00	\$ 5,810.00	6/29/11	SAN FRANCISCO	CA	94132
2631	8322	\$ 5,810.00	\$ 5,810.00	7/19/11	DUBLIN	CA	94568
2632	8325	\$ 5,810.00	\$ 5,810.00	6/24/11	EL SOBRANTE	CA	94803
2633	8340	\$ 5,754.00	\$ 5,754.00	7/15/11	ALAMEDA	CA	94501
2634	8347	\$ 5,678.00	\$ 5,678.00	8/18/11	PLAINFIELD	IL	60544
2635	8348	\$ 5,810.00	\$ 5,810.00	6/30/11	SAN FRANCISCO	CA	94134
2636	8349	\$ 5,810.00	\$ 5,810.00	6/30/11	SAN FRANCISCO	CA	94134
2637	8352	\$ 5,810.00	\$ 5,810.00	6/23/11	SACRAMENTO	CA	95828
2638	8354	\$ 5,810.00	\$ 5,810.00	6/24/11	Union City	CA	94587
2639	8355	\$ 5,810.00	\$ 5,810.00	7/12/11	SAN JOSE	CA	95132
2640	8356	\$ 5,810.00	\$ 5,810.00	7/12/11	SAN JOSE	CA	95132
2641	8357	\$ 5,810.00	\$ 5,810.00	6/29/11	SAN JOSE	CA	95133
2642	8358	\$ 5,810.00	\$ 5,810.00	6/29/11	SAN JOSE	CA	95133
2643	8363	\$ 5,810.00	\$ 5,810.00	8/15/11	ALAMEDA	CA	94502
2644	8364	\$ 5,810.00	\$ 5,810.00	8/15/11	ALAMEDA	CA	94502
2645	8366	\$ 5,810.00	\$ 5,810.00	8/8/11	ALAMEDA	CA	94502
2646	8368	\$ 6,941.00	\$ 6,941.00	9/12/11	SAN JOSE	CA	95132
2647	8369	\$ 7,172.00	\$ 7,172.00	8/15/11	OAKLAND	CA	94608
2648	8370	\$ 7,172.00	\$ 7,172.00	8/15/11	OAKLAND	CA	94608
2649	8371	\$ 5,810.00	\$ 5,810.00	8/18/11	RENTON	WA	98057
2650	8376	\$ 5,810.00	\$ 5,810.00	7/12/11	ANTELOPE	CA	95843
2651	8378	\$ 5,810.00	\$ 5,810.00	7/5/11	SAN FRANCISCO	CA	94112

CMAA Claims Register

	A	B	C	D	E	F	G
1	Member Number	AMOUNT CLAIMED	AMOUNT ALLOWED	Claim Receipt Date	City	State	Zip
2652	8386	\$ 5,846.00	\$ 5,846.00	7/1/11	SAN JOSE	CA	95121
2653	8388	\$ 9,000.00	\$ 5,810.00	6/29/11	BRANDENTON	FL	34208
2654	8389	\$ 9,000.00	\$ 5,810.00	6/29/11	BRADENTON	FL	34208
2655	8391	\$ 5,830.00	\$ 5,830.00	6/29/11	SAN FRANCISCO	CA	94134
2656	8392	\$ 7,306.00	\$ 7,306.00	7/5/11	MONTEREY PARK	CA	91755
2657	8393	\$ 5,810.00	\$ 5,810.00	6/23/11	SAN JOSE	CA	95123
2658	8395	\$ 8,745.00	\$ 8,745.00	7/25/11	ELK GROVE	CA	95757
2659	8398	\$ 5,810.00	\$ 5,810.00	6/22/11	San Jose	CA	95132
2660	8399	\$ 5,906.00	\$ 5,906.00	8/18/11	OAKLAND	CA	94601
2661	8400	\$ 5,810.00	\$ 5,810.00	7/5/11	WEST MINSTER	CA	92683
2662	8404	\$ 5,846.00	\$ 5,846.00	6/23/11	SAN JOSE	CA	95133
2663	8411	\$ 5,674.00	\$ 5,674.00	7/15/11	SAN FRANCISCO	CA	94134
2664	8413	\$ 5,894.00	\$ 5,894.00	8/2/11	SAN JOSE	CA	95136
2665	8414	\$ 5,894.00	\$ 5,894.00	8/2/11	SAN JOSE	CA	95136
2666	8417	\$ 5,810.00	\$ 5,810.00	7/22/11	SAN JOSE	CA	95122
2667	8418	\$ 5,805.00	\$ 5,805.00	6/30/11	ELK GROVE	CA	95624
2668	8419	\$ 5,846.00	\$ 5,846.00	7/1/11	BROOKLYN	NY	11235
2669	8425	\$ 5,810.00	\$ 5,810.00	9/7/11	ALAMEDA	CA	94501
2670	8429	\$ 5,263.00	\$ 5,263.00	6/24/11	SAN JOSE	CA	95133
2671	8430	\$ 5,263.00	\$ 5,263.00	6/24/11	SAN JOSE	CA	95133
2672	8432	\$ 5,810.00	\$ 5,810.00	6/27/11	ROCKLIN	CA	95765
2673	8436	\$ 7,408.00	\$ 7,408.00	8/29/11	OAKLAND	CA	94601
2674	8438	\$ 5,810.00	\$ 5,810.00	8/22/11	SAN FRANCISCO	CA	94116
2675	8441	\$ 5,964.00	\$ 5,964.00	6/29/11	SAN JOSE	CA	95121
2676	8449	\$ 5,810.00	\$ 5,810.00	8/18/11	SAN JOSE	CA	95128
2677	8453	\$ 5,920.00	\$ 5,920.00	6/29/11	SAN JOSE	CA	95121
2678	8454	\$ 5,892.00	\$ 5,892.00	6/29/11	SAN JOSE	CA	95121
2679	8455	\$ 5,699.00	\$ 5,699.00	7/21/11	S. EL MONTE	CA	91733
2680	8461	\$ 5,810.00	\$ 5,810.00	6/29/11	SAN JOSE	CA	95132
2681	8466	\$ 5,846.00	\$ 5,846.00	9/23/11	SAN JOSE	CA	95148
2682	8467	\$ 5,898.00	\$ 5,898.00	7/13/11	MILPITAS	CA	95035
2683	8468	\$ 5,642.00	\$ 5,642.00	7/13/11	MILPITAS	CA	95035
2684	8471	\$ 5,810.00	\$ 5,810.00	6/24/11	SAN FRANCISCO	CA	94110
2685	8472	\$ 5,810.00	\$ 5,810.00	7/5/11	MILPITAS	CA	95035
2686	8473	\$ 5,810.00	\$ 5,810.00	7/5/11	MILPITAS	CA	95035
2687	8475	\$ 5,810.00	\$ 5,810.00	6/23/11	SAN JOSE	CA	95111
2688	8476	\$ 5,810.00	\$ 5,810.00	6/23/11	SAN JOSE	CA	95111
2689	8484	\$ 5,810.00	\$ 5,810.00	7/6/11	SAN JOSE	CA	95111
2690	8489	\$ 5,810.00	\$ 5,810.00	6/27/11	SAN JOSE	CA	95116
2691	8491	\$ 5,871.00	\$ 5,871.00	7/1/11	SAN JOSE	CA	95111
2692	8496	\$ 5,810.00	\$ 5,810.00	7/15/11	SAN FRANCISCO	CA	94112
2693	8501	\$ 5,810.00	\$ 5,810.00	9/23/11	SAN JOSE	CA	95157
2694	8502	\$ 5,810.00	\$ 5,810.00	9/23/11	SAN JOSE	CA	95157
2695	8504	\$ 5,810.00	\$ 5,810.00	7/19/11	OAKLAND	CA	94601
2696	8505	\$ 5,810.00	\$ 5,810.00	7/6/11	OAKLAND	CA	94606
2697	8506	\$ 5,835.00	\$ 5,835.00	6/27/11	OAKLAND	CA	94606
2698	8508	\$ 5,798.00	\$ 5,798.00	6/23/11	SAN JOSE	CA	95131
2699	8512	\$ 5,810.00	\$ 5,810.00	7/27/11	SAN JOSE	CA	95121
2700	8515	\$ 5,810.00	\$ 5,810.00	6/24/11	SAN JOSE	CA	95123
2701	8523	\$ 5,810.00	\$ 5,810.00	6/27/11	SAN JOSE	CA	95148
2702	8527	\$ 5,810.00	\$ 5,810.00	6/27/11	OVIEDO	FL	32765
2703	8530	\$ 5,762.00	\$ 5,762.00	7/11/11	MILLBRAE	CA	94030
2704	8535	\$ 5,810.00	\$ 5,810.00	7/6/11	SAN JOSE	CA	95111

CMAA Claims Register

	A	B	C	D	E	F	G
1	Member Number	AMOUNT CLAIMED	AMOUNT ALLOWED	Claim Receipt Date	City	State	Zip
2705	8536	\$ 5,810.00	\$ 5,810.00	7/6/11	SAN JOSE	CA	95111
2706	8537	\$ 5,810.00	\$ 5,810.00	6/24/11	SAN JOSE	CA	95121
2707	8538	\$ 5,810.00	\$ 5,810.00	6/24/11	SAN JOSE	CA	95121
2708	8548	\$ 6,088.00	\$ 6,088.00	9/12/11	SAN JOSE	CA	95133
2709	8556	\$ 5,810.00	\$ 5,810.00	6/23/11	SAN FRANCISCO	CA	94134
2710	8557	\$ 5,810.00	\$ 5,810.00	6/23/11	SAN FRANCISCO	CA	94134
2711	8558	\$ 5,810.00	\$ 5,810.00	6/24/11	SAN JOSE	CA	95132
2712	8559	\$ 5,810.00	\$ 5,810.00	6/24/11	SAN JOSE	CA	95132
2713	8600	\$ 5,810.00	\$ 5,810.00	8/22/11	OAKLAND	CA	94605
2714	8601	\$ 5,810.00	\$ 5,810.00	8/22/11	OAKLAND	CA	94605
2715	8602	\$ 5,900.00	\$ 5,900.00	8/1/11	SAN FRANCISCO	CA	94121
2716	8609	\$ 5,846.00	\$ 5,846.00	9/7/11	SAN JOSE	CA	95123
2717	8610	\$ 5,846.00	\$ 5,846.00	9/7/11	SAN JOSE	CA	95123
2718	8619	\$ 5,810.00	\$ 5,810.00	8/30/11	SANTA CLARA	CA	95051
2719	8621	\$ 5,922.00	\$ 5,922.00	9/21/11	UNION CITY	CA	94587
2720	8623	\$ 5,871.00	\$ 5,871.00	6/24/11	SAN JOSE	CA	95112
2721	8628	\$ 5,810.00	\$ 5,810.00	6/29/11	SAN JOSE	CA	95136
2722	8632	\$ 7,328.00	\$ 7,328.00	8/31/11	SAN LEANDRO	CA	94578
2723	8633	\$ 7,328.00	\$ 7,328.00	8/31/11	SAN LEANDRO	CA	94578
2724	8635	\$ 9,000.00	\$ 5,846.00	9/23/11	HOUSTON	TX	77089
2725	8643	\$ 5,810.00	\$ 5,810.00	9/19/11	SAN JOSE	CA	95111
2726	8645	\$ 5,730.00	\$ 5,730.00	8/12/11	FREMONT	CA	94539
2727	8646	\$ 5,810.00	\$ 5,810.00	7/22/11	OAKLAND	CA	94606
2728	8647	\$ 5,810.00	\$ 5,810.00	7/22/11	OAKLAND	CA	94606
2729	8656	\$ 5,915.00	\$ 5,915.00	7/13/11	SAN JOSE	CA	95122
2730	8657	\$ 5,810.00	\$ 5,810.00	8/25/11	SAN JOSE	CA	95116
2731	8668	\$ 5,810.00	\$ 5,810.00	6/24/11	OAKLAND	CA	94606
2732	8669	\$ 5,810.00	\$ 5,810.00	6/27/11	OAKLAND	CA	94619
2733	8671	\$ 5,870.00	\$ 5,870.00	8/5/11	San Jose	CA	95132
2734	8684	\$ 5,762.00	\$ 5,762.00	7/1/11	OAKLAND	CA	94601
2735	8687	\$ 5,810.00	\$ 5,810.00	6/30/11	HAYWARD	CA	94545
2736	8688	\$ 5,810.00	\$ 5,810.00	6/30/11	HAYWARD	CA	94545
2737	8691	\$ 5,810.00	\$ 5,810.00	7/6/11	SUNNYVALE	CA	94089
2738	8692	\$ 5,834.00	\$ 5,834.00	7/6/11	SUNNYVALE	CA	94089
2739	8693	\$ 5,846.00	\$ 5,846.00	7/8/11	SAN JOSE	CA	95111
2740	8695	\$ 5,872.00	\$ 5,872.00	6/23/11	OAKLAND	CA	94606
2741	8696	\$ 5,810.00	\$ 5,810.00	8/25/11	SAN JOSE	CA	95133
2742	8701	\$ 10,888.00	\$ 7,051.00	9/15/11	ELK GROVE	CA	95758
2743	8702	\$ 10,128.00	\$ 6,487.00	9/15/11	ELK GROVE	CA	95758
2744	8706	\$ 5,730.00	\$ 5,730.00	6/24/11	MILPITAS	CA	95035
2745	8712	\$ 5,730.00	\$ 5,730.00	7/18/11	SAN RAMON	CA	94583
2746	8713	\$ 8,996.00	\$ 5,810.00	9/15/11	SAN JOSE	CA	95122
2747	8719	\$ 5,762.00	\$ 5,762.00	6/29/11	MILPITAS	CA	95035
2748	8720	\$ 5,762.00	\$ 5,762.00	6/29/11	MILPITAS	CA	95035
2749	8724	\$ 5,762.00	\$ 5,762.00	6/27/11	MILL VALLY	CA	94941
2750	8728	\$ 5,894.00	\$ 5,894.00	6/24/11	SAN JOSE	CA	95112
2751	8730	\$ 5,810.00	\$ 5,810.00	7/15/11	CENTREVILLE	VA	20121
2752	8731	\$ 5,810.00	\$ 5,810.00	7/15/11	CLIFTON	VA	20124
2753	8732	\$ 5,810.00	\$ 5,810.00	7/1/11	SAN JOSE	CA	95127
2754	8739	\$ 5,890.00	\$ 5,890.00	7/6/11	SAN JOSE	CA	95132
2755	8744	\$ 5,886.00	\$ 5,886.00	7/14/11	UNION CITY	CA	94587
2756	8750	None Stated	\$ 5,810.00	8/11/11	Oakland	CA	94601
2757	8752	\$ 5,762.00	\$ 5,762.00	9/23/11	SAN FRANCISCO	CA	94109

CMAA Claims Register

	A	B	C	D	E	F	G
1	Member Number	AMOUNT CLAIMED	AMOUNT ALLOWED	Claim Receipt Date	City	State	Zip
2758	8753	\$ 5,762.00	\$ 5,762.00	9/23/11	SAN FRANCISCO	CA	94109
2759	8755	\$ 5,766.00	\$ 5,766.00	8/31/11	MILPITAS	CA	95035
2760	8757	\$ 5,810.00	\$ 5,810.00	6/27/11	FREMONT	CA	94538
2761	8758	\$ 5,810.00	\$ 5,810.00	6/27/11	FREMONT	CA	94538
2762	8759	\$ 8,999.00	\$ 5,898.00	9/23/11	OAKLAND	CA	94606
2763	8762	\$ 5,810.00	\$ 5,810.00	7/18/11	UNION CITY	CA	94587
2764	8763	\$ 5,835.00	\$ 5,835.00	7/5/11	SACRAMENTO	CA	95820
2765	8764	\$ 5,810.00	\$ 5,810.00	8/19/11	San Francisco	CA	94109
2766	8765	\$ 5,810.00	\$ 5,810.00	7/11/11	SAN JOSE	CA	95136
2767	8768	\$ 5,810.00	\$ 5,810.00	7/19/11	SAN JOSE	CA	95112
2768	8773	\$ 5,900.00	\$ 5,900.00	7/5/11	PHILADELPHIA	PA	19124
2769	8775	\$ 5,774.00	\$ 5,774.00	7/18/11	S SAN FRANCISCO	CA	94080
2770	8780	\$ 5,810.00	\$ 5,810.00	6/27/11	SAN JOSE	CA	95122
2771	8786	\$ 5,870.00	\$ 5,870.00	7/19/11	SAN JOSE	CA	95121
2772	8789	\$ 5,810.00	\$ 5,810.00	6/30/11	MILPITAS	CA	95035
2773	8790	\$ 5,810.00	\$ 5,810.00	6/30/11	MILPITAS	CA	95035
2774	8791	\$ 5,810.00	\$ 5,810.00	6/24/11	SAN JOSE	CA	95112
2775	8792	\$ 5,810.00	\$ 5,810.00	6/24/11	SAN JOSE	CA	95112
2776	8796	\$ 5,810.00	\$ 5,810.00	7/6/11	RICHMOND	CA	94806
2777	8797	\$ 5,810.00	\$ 5,810.00	7/6/11	RICHMOND	CA	94806
2778	8798	\$ 7,354.00	\$ 7,354.00	8/9/11	PINOLE	CA	94564
2779	8799	\$ 5,810.00	\$ 5,810.00	7/11/11	SAN FRANCISCO	CA	94121
2780	8802	\$ 5,810.00	\$ 5,810.00	7/8/11	DALY CITY	CA	94015
2781	8806	\$ 5,822.00	\$ 5,822.00	9/23/11	MILPITAS	CA	95035
2782	8812	\$ 8,433.00	\$ 8,433.00	9/1/11	SAN FRANCISCO	CA	94109
2783	8814	\$ 5,810.00	\$ 5,810.00	7/1/11	SAN JOSE	CA	95148
2784	8815	\$ 5,810.00	\$ 5,810.00	7/1/11	SAN JOSE	CA	95148
2785	8818	\$ 5,435.00	\$ 5,435.00	9/12/11	SAN JOSE	CA	95121
2786	8826	\$ 5,810.00	\$ 5,810.00	7/11/11	ALAMEDA	CA	94501
2787	8830	\$ 5,642.00	\$ 5,642.00	6/27/11	MILPITAS	CA	95035
2788	8831	\$ 5,000.00	Not Listed	9/12/11	San Diego	CA	92154
2789	8832	\$ 5,846.00	\$ 5,846.00	9/12/11	SAN DIEGO	CA	92154
2790	8834	\$ 5,810.00	\$ 5,810.00	7/20/11	MILPITAS	CA	95035
2791	8835	\$ 5,835.00	\$ 5,835.00	7/12/11	SAN JOSE	CA	95111
2792	8836	\$ 5,810.00	\$ 5,810.00	7/12/11	SAN JOSE	CA	95111
2793	8840	\$ 5,890.00	\$ 5,890.00	6/29/11	DALY CITY	CA	94015
2794	8841	\$ 5,780.00	\$ 5,780.00	7/12/11	MILPITAS	CA	95035
2795	8843	\$ 5,810.00	\$ 5,810.00	7/6/11	SAN FRANCISCO	CA	94122
2796	8844	\$ 5,810.00	\$ 5,810.00	7/13/11	UNION CITY	CA	94587
2797	8853	\$ 5,861.00	\$ 5,861.00	7/14/11	ALAMEDA	CA	94501
2798	8857	\$ 5,810.00	\$ 5,810.00	7/25/11	SAN JOSE	CA	95122
2799	8864	\$ 5,810.00	\$ 5,810.00	7/18/11	SAN JOSE	CA	95116
2800	8866	\$ 5,730.00	\$ 5,730.00	7/27/11	SAN JOSE	CA	95148
2801	8868	\$ 5,846.00	\$ 5,846.00	6/24/11	SAN JOSE	CA	95122
2802	8869	\$ 5,846.00	\$ 5,846.00	6/24/11	SAN JOSE	CA	95122
2803	8870	\$ 5,810.00	\$ 5,810.00	7/18/11	SAN JOSE	CA	95131
2804	8871	\$ 5,810.00	\$ 5,810.00	7/18/11	SAN JOSE	CA	95131
2805	8873	\$ 5,871.00	\$ 5,871.00	6/29/11	SAN JOSE	CA	95122
2806	8877	\$ 5,810.00	\$ 5,810.00	7/11/11	LAS VEGAS	NV	89148
2807	8880	\$ 5,810.00	\$ 5,810.00	7/1/11	SAN FRANCISCO	CA	94134
2808	8882	\$ 5,871.00	\$ 5,871.00	9/23/11	SAN JOSE	CA	95132
2809	8885	\$ 5,810.00	\$ 5,810.00	6/29/11	SAN FRANCISCO	CA	94124
2810	8887	\$ 5,766.00	\$ 5,766.00	7/15/11	MILPITAS	CA	95035

CMAA Claims Register

	A	B	C	D	E	F	G
1	Member Number	AMOUNT CLAIMED	AMOUNT ALLOWED	Claim Receipt Date	City	State	Zip
2811	8889	\$ 5,556.00	\$ 5,556.00	9/7/11	SAN FRANCISCO	CA	94102
2812	8890	\$ 5,810.00	\$ 5,810.00	9/7/11	SAN FRANCISCO	CA	94102
2813	8892	\$ 5,810.00	\$ 5,810.00	6/30/11	OAKLAND	CA	94601
2814	8893	\$ 7,500.00	\$ 7,500.00	7/15/11	SAN JOSE	CA	95148
2815	8895	\$ 5,810.00	\$ 5,810.00	7/6/11	OAKLAND	CA	94606
2816	8896	\$ 5,846.00	\$ 5,846.00	9/15/11	San Jose	CA	95131
2817	8901	\$ 5,730.00	\$ 5,730.00	6/29/11	SAN FRANCISCO	CA	94134
2818	8905	\$ 5,810.00	\$ 5,810.00	7/1/11	MODESTO	CA	95357
2819	8906	\$ 5,810.00	\$ 5,810.00	7/1/11	MODESTO	CA	95357
2820	8911	\$ 7,231.00	\$ 7,231.00	6/28/11	DALY CITY	CA	94015
2821	8912	\$ 5,835.00	\$ 5,835.00	7/8/11	SAN FRANCISCO	CA	94107
2822	8914	\$ 5,810.00	\$ 5,810.00	6/27/11	San Jose	CA	95127
2823	8921	\$ 5,762.00	\$ 5,762.00	6/27/11	SAN JOSE	CA	95131
2824	8923	\$ 5,810.00	\$ 5,810.00	6/29/11	MILPITAS	CA	95035
2825	8926	\$ 5,820.00	\$ 5,820.00	6/27/11	SACRAMENTO	CA	95828
2826	8930	\$ 5,847.00	\$ 5,847.00	7/8/11	SAN JOSE	CA	95127
2827	8931	\$ 5,846.00	\$ 5,846.00	7/6/11	ELK GROVE	CA	95624
2828	8935	\$ 5,833.00	\$ 5,833.00	8/31/11	SACRAMENTO	CA	95824
2829	8938	\$ 5,894.00	\$ 5,894.00	7/5/11	SAN JOSE	CA	95111
2830	8939	\$ 5,894.00	\$ 5,894.00	7/5/11	SAN JOSE	CA	95111
2831	8940	\$ 8,700.00	\$ 8,700.00	7/18/11	SAN JOSE	CA	95121
2832	8941	\$ 7,378.00	\$ 7,378.00	8/9/11	SAN JOSE	CA	95122
2833	8944	\$ 5,810.00	\$ 5,810.00	7/27/11	SAN FRANCISCO	CA	94134
2834	8945	\$ 9,818.00	\$ 9,818.00	7/13/11	SACRAMENTO	CA	95823
2835	8946	\$ 9,818.00	\$ 9,818.00	7/13/11	SACRAMENTO	CA	95823
2836	8947	\$ 9,818.00	\$ 9,818.00	7/13/11	SACRAMENTO	CA	95823
2837	8948	\$ 9,818.00	\$ 9,818.00	7/13/11	SACRAMENTO	CA	95823
2838	8956	\$ 5,810.00	\$ 5,810.00	8/29/11	SAN JOSE	CA	95148
2839	8962	\$ 5,835.00	\$ 5,835.00	8/23/11	Agusta	GA	30909
2840	8963	\$ 5,846.00	\$ 5,846.00	7/19/11	DALY CITY	CA	94015
2841	8964	\$ 5,810.00	\$ 5,810.00	7/13/11	SAN FRANCISCO	CA	94109
2842	8967	\$ 5,810.00	\$ 5,810.00	7/5/11	SAN JOSE	CA	95127
2843	8968	\$ 5,810.00	\$ 5,810.00	7/5/11	SAN JOSE	CA	95127
2844	8972	\$ 5,846.00	\$ 5,846.00	7/8/11	SAN JOSE	CA	95120
2845	8978	\$ 5,846.00	\$ 5,846.00	6/27/11	SAN JOSE	CA	95132
2846	8979	\$ 5,810.00	\$ 5,810.00	6/27/11	SAN JOSE	CA	95122
2847	8982	\$ 5,810.00	\$ 5,810.00	7/5/11	SAN JOSE	CA	95116
2848	8983	\$ 5,532.00	\$ 5,532.00	8/18/11	SAN JOSE	CA	95127
2849	8984	\$ 5,620.00	\$ 5,620.00	8/18/11	SAN JOSE	CA	95127
2850	8988	\$ 5,810.00	\$ 5,810.00	7/13/11	UNION CITY	CA	94587
2851	8997	\$ 5,810.00	\$ 5,810.00	7/27/11	SAN JOSE	CA	95117
2852	9002	\$ 18,840.00	\$ 5,810.00	6/28/11	SAN JOSE	CA	95122
2853	9003	\$ 5,810.00	\$ 5,810.00	9/19/11	SAN JOSE	CA	95148
2854	9004	\$ 5,810.00	\$ 5,810.00	7/6/11	SANTA CLARA	CA	95051
2855	9008	\$ 5,754.00	\$ 5,754.00	6/27/11	SANTA ROSA	CA	95403
2856	9010	\$ 5,810.00	\$ 5,810.00	7/6/11	SACRAMENTO	CA	95828
2857	9011	\$ 5,858.00	\$ 5,858.00	8/18/11	SAN JOSE	CA	95122
2858	9012	\$ 5,858.00	\$ 5,858.00	8/18/11	SAN JOSE	CA	95122
2859	9014	\$ 5,810.00	\$ 5,810.00	9/7/11	SAN JOSE	CA	95121
2860	9016	\$ 5,810.00	\$ 5,810.00	7/28/11	SACRAMENTO	CA	95828
2861	9017	\$ 5,810.00	\$ 5,810.00	8/29/11	SAN FRANCISCO	CA	94122
2862	9032	\$ 5,810.00	\$ 5,810.00	7/12/11	PITTSBURG	CA	94565
2863	9033	\$ 10,000.00	\$ 5,846.00	8/1/11	SAN JOSE	CA	95116

CMAA Claims Register

	A	B	C	D	E	F	G
1	Member Number	AMOUNT CLAIMED	AMOUNT ALLOWED	Claim Receipt Date	City	State	Zip
2864	9034	\$ 5,810.00	\$ 5,810.00	7/15/11	SAN JOSE	CA	95116
2865	9035	\$ 5,810.00	\$ 5,810.00	7/13/11	SAN JOSE	CA	95116
2866	9036	\$ 5,810.00	\$ 5,810.00	7/13/11	SAN JOSE	CA	95116
2867	9037	\$ 5,810.00	\$ 5,810.00	7/22/11	OAKLAND	CA	94606
2868	9038	\$ 5,810.00	\$ 5,810.00	7/22/11	OAKLAND	CA	94606
2869	9040	\$ 10,200.00	\$ 5,810.00	8/8/11	ALAMO	CA	94507
2870	9042	\$ 5,810.00	\$ 5,810.00	6/27/11	SAN JOSE	CA	95111
2871	9054	\$ 5,730.00	\$ 5,730.00	7/12/11	UNION CITY	CA	94587
2872	9059	\$ 5,810.00	\$ 5,810.00	9/7/11	SAN JOSE	CA	95151
2873	9068	\$ 5,846.00	\$ 5,846.00	7/13/11	MILPITAS	CA	95035
2874	9069	\$ 5,846.00	\$ 5,846.00	7/13/11	MILPITAS	CA	95035
2875	9070	\$ 5,810.00	\$ 5,810.00	8/29/11	SAN JOSE	CA	95122
2876	9079	\$ 5,818.00	\$ 5,818.00	8/19/11	FRESNO	CA	93720
2877	9081	\$ 5,810.00	\$ 5,810.00	7/11/11	LAS VEGAS	NV	89148
2878	9090	\$ 5,810.00	\$ 5,810.00	7/1/11	SUNNYVALE	CA	94086
2879	9097	\$ 5,846.00	\$ 5,846.00	8/24/11	SAN JOSE	CA	95148
2880	9099	\$ 5,930.00	\$ 5,930.00	6/27/11	MILPITAS	CA	95035
2881	9102	\$ 7,264.00	\$ 7,264.00	7/11/11	SAN JOSE	CA	95135
2882	9105	\$ 5,810.00	\$ 5,810.00	9/23/11	FREMONT	CA	94539
2883	9111	\$ 5,810.00	\$ 5,810.00	6/27/11	MILPITAS	CA	95035
2884	9112	\$ 5,810.00	\$ 5,810.00	6/27/11	MILPITAS	CA	95035
2885	9118	\$ 5,810.00	\$ 5,810.00	7/1/11	SAN JOSE	CA	95123
2886	9128	\$ 5,810.00	\$ 5,810.00	7/25/11	SAN JOSE	CA	95133
2887	9129	\$ 5,810.00	\$ 5,810.00	7/25/11	SAN JOSE	CA	95133
2888	9131	\$ 5,810.00	\$ 5,810.00	6/27/11	SAN FRANCISCO	CA	94122
2889	9132	\$ 5,810.00	\$ 5,810.00	6/27/11	SAN FRANCISCO	CA	94122
2890	9139	\$ 5,846.00	\$ 5,846.00	7/11/11	WICHITA	KS	67205
2891	9145	\$ 5,810.00	\$ 5,810.00	7/11/11	SAN FRANCISCO	CA	94118
2892	9153	\$ 5,846.00	\$ 5,846.00	7/22/11	OAKLAND	CA	94606
2893	9154	\$ 5,810.00	\$ 5,810.00	6/30/11	SAN RAFAEL	CA	94901
2894	9167	\$ 5,810.00	\$ 5,810.00	7/11/11	SAN FRANCISCO	CA	94108
2895	9171	\$ 5,810.00	\$ 5,810.00	6/30/11	SAN JOSE	CA	95112
2896	9173	\$ 5,810.00	\$ 5,810.00	6/27/11	MILPITAS	CA	95035
2897	9178	\$ 5,810.00	\$ 5,810.00	6/30/11	SAN JOSE	CA	95127
2898	9179	\$ 7,240.00	\$ 7,240.00	8/15/11	SAN JOSE	CA	95121
2899	9181	\$ 5,846.00	\$ 5,846.00	6/27/11	SAN FRANCISCO	CA	94134
2900	9182	\$ 5,910.00	\$ 5,910.00	6/27/11	SAN FRANCISCO	CA	94134
2901	9185	\$ 5,895.00	\$ 5,895.00	6/27/11	SAN JOSE	CA	95122
2902	9190	\$ 5,846.00	\$ 5,846.00	7/26/11	SAN JOSE	CA	95131
2903	9206	\$ 7,218.00	\$ 7,218.00	9/7/11	SAN JOSE	CA	95116
2904	9208	\$ 5,810.00	\$ 5,810.00	7/8/11	ALAMEDA	CA	94501
2905	9209	\$ 12,000.00	\$ 5,810.00	6/29/11	SAN JOSE	CA	95138
2906	9211	\$ 7,000.00	\$ 7,000.00	10/18/12	SAN JOSE	CA	95823
2907	9224	\$ 5,818.00	\$ 5,818.00	6/29/11	MILPITAS	CA	95035
2908	9225	\$ 5,894.00	\$ 5,894.00	6/27/11	SAN JOSE	CA	95131
2909	9226	\$ 5,894.00	\$ 5,894.00	6/27/11	SAN JOSE	CA	95131
2910	9227	\$ 5,810.00	\$ 5,810.00	6/27/11	SAN JOSE	CA	95116
2911	9234	\$ 5,810.00	\$ 5,810.00	6/28/11	SAN JOSE	CA	95121
2912	9238	\$ 5,846.00	\$ 5,846.00	6/29/11	Oakland	CA	94601
2913	9247	\$ 5,894.00	\$ 5,894.00	9/15/11	SAN JOSE	CA	95133
2914	9248	\$ 5,810.00	\$ 5,810.00	6/29/11	MILPITAS	CA	95035
2915	9251	\$ 5,810.00	\$ 5,810.00	9/6/11	SAN JOSE	CA	95111
2916	9253	\$ 5,810.00	\$ 5,810.00	9/7/11	SAN JOSE	CA	95111

CMAA Claims Register

	A	B	C	D	E	F	G
1	Member Number	AMOUNT CLAIMED	AMOUNT ALLOWED	Claim Receipt Date	City	State	Zip
2917	9254	\$ 5,762.00	\$ 5,762.00	6/27/11	SAN JOSE	CA	95131
2918	9260	\$ 5,846.00	\$ 5,846.00	6/30/11	SAN JOSE	CA	95131
2919	9261	\$ 5,798.00	\$ 5,798.00	7/26/11	SAN JOSE	CA	95132
2920	9262	\$ 5,798.00	\$ 5,798.00	7/26/11	SAN JOSE	CA	95132
2921	9268	\$ 5,810.00	\$ 5,810.00	7/14/11	SAN LORENZO	CA	94580
2922	9269	\$ 5,810.00	\$ 5,810.00	6/27/11	FORT WORTH	TX	76177
2923	9275	\$ 5,810.00	\$ 5,810.00	7/18/11	SAN JOSE	CA	95132
2924	9282	\$ 5,582.00	\$ 5,582.00	6/27/11	OAKLAND	CA	94610
2925	9284	\$ 5,810.00	\$ 5,810.00	7/26/11	SAN JOSE	CA	95148
2926	9285	\$ 5,810.00	\$ 5,810.00	7/26/11	SAN JOSE	CA	95148
2927	9286	\$ 5,834.00	\$ 5,834.00	6/29/11	SAN FRANCISCO	CA	94112
2928	9287	\$ 5,810.00	\$ 5,810.00	7/13/11	SAN JOSE	CA	95121
2929	9288	\$ 5,810.00	\$ 5,810.00	7/13/11	SAN JOSE	CA	95121
2930	9289	\$ 7,276.00	\$ 7,276.00	7/14/11	Garden Grove	CA	92844
2931	9290	\$ 7,276.00	\$ 7,276.00	7/14/11	Garden Grove	CA	92844
2932	9296	\$ 5,810.00	\$ 5,810.00	7/25/11	SAN JOSE	CA	95131
2933	9298	\$ 5,810.00	\$ 5,810.00	6/29/11	HAYWARD	CA	94544
2934	9307	\$ 5,810.00	\$ 5,810.00	6/27/11	SAN JOSE	CA	95133
2935	9309	\$ 5,846.00	\$ 5,846.00	7/11/11	SAN JOSE	CA	95122
2936	9311	\$ 5,810.00	\$ 5,810.00	7/7/11	OAKLAND	CA	94606
2937	9312	\$ 5,810.00	\$ 5,810.00	7/7/11	OAKLAND	CA	94606
2938	9315	\$ 8,561.00	\$ 8,561.00	7/7/11	OAKLAND	CA	94606
2939	9316	\$ 5,810.00	\$ 5,810.00	8/4/11	SAN JOSE	CA	95132
2940	9317	\$ 7,620.00	\$ 7,620.00	7/12/11	SAN JOSE	CA	95136
2941	9318	\$ 5,810.00	\$ 5,810.00	8/18/11	SAN JOSE	CA	95116
2942	9319	\$ 5,810.00	\$ 5,810.00	8/4/11	MILPITAS	CA	95035
2943	9320	\$ 5,810.00	\$ 5,810.00	8/1/11	MILPITAS	CA	95035
2944	9325	\$ 5,835.00	\$ 5,835.00	7/5/11	PETALUMA	CA	94954
2945	9326	\$ 5,835.00	\$ 5,835.00	7/5/11	PETALUMA	CA	94954
2946	9327	\$ 5,329.00	\$ 5,329.00	6/30/11	OAKLAND	CA	94606
2947	9328	\$ 5,810.00	\$ 5,810.00	8/15/11	SAN JOSE	CA	95111
2948	9331	\$ 5,870.00	\$ 5,870.00	7/18/11	CHINO	CA	91709
2949	9335	\$ 5,810.00	\$ 5,810.00	8/3/11	SAN FRANCISCO	CA	94124
2950	9337	\$ 5,846.00	\$ 5,846.00	7/14/11	SAN JOSE	CA	95132
2951	9338	\$ 5,846.00	\$ 5,846.00	7/14/11	SAN JOSE	CA	95132
2952	9340	\$ 5,883.00	\$ 5,883.00	6/29/11	SAN JOSE	CA	95111
2953	9341	\$ 5,730.00	\$ 5,730.00	7/20/11	MILPITAS	CA	95035
2954	9350	\$ 5,810.00	\$ 5,810.00	7/21/11	SAN JOSE	CA	95111
2955	9351	\$ 15,631.00	\$ 5,631.00	7/27/11	SAN JOSE	CA	95117
2956	9353	\$ 7,186.00	\$ 7,186.00	8/15/11	MOUNTAIN VIEW	CA	94040
2957	9354	\$ 6,619.00	\$ 6,619.00	7/6/11	SAN JOSE	CA	95133
2958	9356	\$ 5,810.00	\$ 5,810.00	7/5/11	SAN FRANCISCO	CA	94112
2959	9360	\$ 5,810.00	\$ 5,810.00	6/29/11	REDWOOD CITY	CA	94063
2960	9365	\$ 5,810.00	\$ 5,810.00	7/11/11	OAKLAND	CA	94607
2961	9366	\$ 5,916.00	\$ 5,916.00	6/27/11	SAN JOSE	CA	95123
2962	9369	\$ 5,810.00	\$ 5,810.00	6/30/11	Sacramento	CA	95822
2963	9372	\$ 5,835.00	\$ 5,835.00	7/5/11	SAN JOSE	CA	95123
2964	9375	\$ 5,846.00	\$ 5,846.00	9/15/11	HERCULES	CA	94547
2965	9382	\$ 5,974.00	\$ 5,974.00	7/1/11	SAN FRANCISCO	CA	94112
2966	9383	\$ 5,766.00	\$ 5,766.00	7/1/11	SAN FRANCISCO	CA	94112
2967	9385	\$ 5,848.00	\$ 5,848.00	8/12/11	SAN FRANCISCO	CA	94122
2968	9396	\$ 5,848.00	\$ 5,848.00	6/29/11	SAN FRANCISCO	CA	94108
2969	9404	\$ 5,810.00	\$ 5,810.00	6/24/11	SAN FRANCISCO	CA	94110

CMAA Claims Register

	A	B	C	D	E	F	G
1	Member Number	AMOUNT CLAIMED	AMOUNT ALLOWED	Claim Receipt Date	City	State	Zip
2970	9406	\$ 5,642.00	\$ 5,642.00	7/1/11	SAN FRANCISCO	CA	94103
2971	9407	\$ 5,810.00	\$ 5,810.00	7/27/11	OAKLAND	CA	94606
2972	9408	\$ 5,810.00	\$ 5,810.00	6/27/11	SAN JOSE	CA	95122
2973	9409	\$ 5,835.00	\$ 5,835.00	6/29/11	SAN JOSE	CA	95118
2974	9421	\$ 5,871.00	\$ 5,871.00	7/11/11	San Jose	CA	95122
2975	9424	\$ 5,846.00	\$ 5,846.00	7/5/11	SAN JOSE	CA	95126
2976	9431	\$ 5,810.00	\$ 5,810.00	7/6/11	SAN JOSE	CA	95116
2977	9432	\$ 5,846.00	\$ 5,846.00	9/23/11	SAN JOSE	CA	95121
2978	9435	\$ 5,810.00	\$ 5,810.00	6/27/11	SUNNYVALE	CA	94086
2979	9436	\$ 5,746.00	\$ 5,746.00	6/29/11	SAN JOSE	CA	95116
2980	9439	\$ 5,730.00	\$ 5,730.00	7/15/11	SAN JOSE	CA	95121
2981	9440	\$ 5,810.00	\$ 5,810.00	6/30/11	SAN JOSE	CA	95148
2982	9456	\$ 5,810.00	\$ 5,810.00	7/19/11	DALY CITY	CA	94015
2983	9464	\$ 5,790.00	\$ 5,790.00	9/12/11	SAN JOSE	CA	95116
2984	9465	\$ 5,815.00	\$ 5,815.00	9/12/11	SAN JOSE	CA	95116
2985	9472	\$ 5,810.00	\$ 5,810.00	8/19/11	SAN JOSE	CA	95133
2986	9473	\$ 5,810.00	\$ 5,810.00	8/19/11	SAN JOSE	CA	95133
2987	9476	\$ 5,810.00	\$ 5,810.00	7/8/11	SAN FRANCISCO	CA	94134
2988	9477	\$ 5,810.00	\$ 5,810.00	7/8/11	SAN FRANCISCO	CA	94134
2989	9485	\$ 5,870.00	\$ 5,870.00	7/20/11	SAN PABLO	CA	94806
2990	9489	\$ 5,642.00	\$ 5,642.00	7/6/11	SAN FRANCISCO	CA	94112
2991	9490	\$ 5,642.00	\$ 5,642.00	7/6/11	SAN FRANCISCO	CA	94112
2992	9493	\$ 5,810.00	\$ 5,810.00	7/18/11	SAN FRANCISCO	CA	94112
2993	9494	\$ 5,810.00	\$ 5,810.00	9/12/11	WESTMINSTER	CA	92683
2994	9495	\$ 5,835.00	\$ 5,835.00	9/12/11	WESTMINSTER	CA	92683
2995	9501	\$ 5,730.00	\$ 5,730.00	7/13/11	SAN JOSE	CA	95132
2996	9505	\$ 5,810.00	\$ 5,810.00	7/19/11	DALY CITYCO	CA	94015
2997	9507	\$ 5,810.00	\$ 5,810.00	6/30/11	SAN JOSE	CA	95133
2998	9508	\$ 5,810.00	\$ 5,810.00	6/30/11	SAN JOSE	CA	95133
2999	9511	\$ 5,846.00	\$ 5,846.00	6/28/11	OAKLAND	CA	94601
3000	9513	\$ 5,810.00	\$ 5,810.00	6/30/11	SAN FRANCISCO	CA	94116
3001	9515	\$ 5,810.00	\$ 5,810.00	8/18/11	SACRAMENTO	CA	95824
3002	9521	\$ 7,744.00	\$ 7,744.00	9/7/11	South San Francisco	CA	94080
3003	9522	\$ 5,787.00	\$ 5,787.00	7/5/11	FOUNTAIN VALLEY	CA	92708
3004	9523	\$ 5,762.00	\$ 5,762.00	7/5/11	FOUNTAIN VALLEY	CA	92708
3005	9529	\$ 5,810.00	\$ 5,810.00	8/3/11	SAN JOSE	CA	95111
3006	9530	\$ 5,810.00	\$ 5,810.00	8/3/11	SAN JOSE	CA	95111
3007	9533	\$ 5,766.00	\$ 5,766.00	7/13/11	STOCKTON	CA	95207
3008	9534	\$ 5,766.00	\$ 5,766.00	7/13/11	STOCTON	CA	95207
3009	9545	\$ 5,846.00	\$ 5,846.00	9/6/11	San Jose	CA	95125
3010	9547	\$ 5,810.00	\$ 5,810.00	7/14/11	SAN FRANCISCO	CA	94103
3011	9548	\$ 5,810.00	\$ 5,810.00	6/27/11	SAN JOSE	CA	95131
3012	9550	\$ 5,810.00	\$ 5,810.00	7/11/11	SAN JOSE	CA	95121
3013	9551	\$ 5,810.00	\$ 5,810.00	7/11/11	SAN JOSE	CA	95121
3014	9553	\$ 5,765.00	\$ 5,765.00	6/29/11	STOCKTON	CA	95206
3015	9561	\$ 6,780.00	\$ 6,780.00	7/20/11	SAN JOSE	CA	95132
3016	9562	\$ 6,780.00	\$ 6,780.00	7/20/11	SAN JOSE	CA	95132
3017	9563	\$ 5,846.00	\$ 5,846.00	7/7/11	DALY CITY	CA	94015
3018	9564	\$ 5,846.00	\$ 5,846.00	7/7/11	DALY CITY	CA	94015
3019	9565	\$ 5,803.00	\$ 5,803.00	7/7/11	DALY CITY	CA	94015
3020	9566	\$ 5,810.00	\$ 5,810.00	7/12/11	SAN JOSE	CA	95125
3021	9572	\$ 7,244.00	\$ 7,244.00	8/1/11	STOCKTON	CA	95209
3022	9574	\$ 5,810.00	\$ 5,810.00	7/28/11	STOCKTON	CA	95212

CMAA Claims Register

	A	B	C	D	E	F	G
1	Member Number	AMOUNT CLAIMED	AMOUNT ALLOWED	Claim Receipt Date	City	State	Zip
3023	9579	\$ 5,762.00	\$ 5,762.00	7/29/11	OAKLAND	CA	94607
3024	9581	\$ 5,810.00	\$ 5,810.00	7/18/11	MILPITAS	CA	95035
3025	9582	\$ 5,611.00	\$ 5,611.00	6/29/11	SAN JOSE	CA	95111
3026	9583	\$ 6,642.00	\$ 6,642.00	9/12/11	San Jose	CA	95148
3027	9589	\$ 5,845.00	\$ 5,845.00	7/20/11	SAN JOSE	CA	95123
3028	9591	\$ 5,470.00	\$ 5,470.00	6/29/11	SAN JOSE	CA	95127
3029	9592	\$ 5,470.00	\$ 5,470.00	6/29/11	SAN JOSE	CA	95127
3030	9596	\$ 5,766.00	\$ 5,766.00	6/27/11	CUPERTINO	CA	95014
3031	9598	\$ 5,846.00	\$ 5,846.00	7/25/11	SAN JOSE	CA	95112
3032	9599	\$ 5,846.00	\$ 5,846.00	7/25/11	SAN JOSE	CA	95112
3033	9600	\$ 5,810.00	\$ 5,810.00	6/27/11	SAN JOSE	CA	95111
3034	9601	\$ 5,810.00	\$ 5,810.00	6/29/11	LOS ALTOS	CA	94022
3035	9603	\$ 5,810.00	\$ 5,810.00	7/11/11	SAN FRANCISCO	CA	94108
3036	9605	\$ 5,895.00	\$ 5,895.00	6/29/11	STOCKTON	CA	95207
3037	9610	\$ 5,723.00	\$ 5,723.00	7/1/11	SAN JOSE	CA	95131
3038	9614	\$ 5,810.00	\$ 5,810.00	7/7/11	MILPITAS	CA	95035
3039	9615	\$ 5,810.00	\$ 5,810.00	7/7/11	MILPITAS	CA	95035
3040	9616	\$ 5,930.00	\$ 5,930.00	8/3/11	OAKLAND	CA	94610
3041	9617	\$ 5,642.00	\$ 5,642.00	6/30/11	SUNNYVALE	CA	94086
3042	9624	\$ 5,835.00	\$ 5,835.00	9/23/11	SAN FRANCISCO	CA	94122
3043	9627	\$ 5,690.00	\$ 5,690.00	6/27/11	SAN JOSE	CA	95133
3044	9628	\$ 5,810.00	\$ 5,810.00	6/29/11	SAN JOSE	CA	95111
3045	9630	\$ 5,812.00	\$ 5,812.00	7/6/11	SAN FRANCISCO	CA	94109
3046	9631	\$ 5,810.00	\$ 5,810.00	6/27/11	SAN JOSE	CA	95111
3047	9634	\$ 5,810.00	\$ 5,810.00	7/5/11	San Jose	CA	95112
3048	9637	\$ 5,810.00	\$ 5,810.00	7/19/11	SACRAMENTO	CA	95818
3049	9638	\$ 5,810.00	\$ 5,810.00	6/29/11	SAN JOSE	CA	95111
3050	9642	\$ 5,846.00	\$ 5,846.00	8/12/11	SAN JOSE	CA	95148
3051	9643	\$ 5,958.00	\$ 5,958.00	8/18/11	SANTA CLARA	CA	95050
3052	9644	\$ 5,810.00	\$ 5,810.00	8/18/11	SANTA CLARA	CA	95050
3053	9649	\$ 5,810.00	\$ 5,810.00	7/5/11	MORGAN HILL	CA	95037
3054	9656	\$ 5,810.00	\$ 5,810.00	7/8/11	SAN JOSE	CA	95124
3055	9663	\$ 5,810.00	\$ 5,810.00	6/29/11	SAN JOSE	CA	95132
3056	9664	\$ 5,846.00	\$ 5,846.00	7/1/11	SAN FRANCISCO	CA	94122
3057	9668	\$ 5,730.00	\$ 5,730.00	7/1/11	SACRAMENTO	CA	95828
3058	9669	\$ 5,730.00	\$ 5,730.00	7/1/11	SACRAMENTO	CA	95828
3059	9672	\$ 5,835.00	\$ 5,835.00	6/27/11	SAN JOSE	CA	95112
3060	9675	\$ 5,835.00	\$ 5,835.00	7/20/11	SAN JOSE	CA	95111
3061	9676	\$ 5,835.00	\$ 5,835.00	7/20/11	SAN JOSE	CA	95111
3062	9678	\$ 5,898.00	\$ 5,898.00	7/13/11	DALY CITY	CA	94015
3063	9690	\$ 5,810.00	\$ 5,810.00	7/14/11	SAN JOSE	CA	95136
3064	9692	\$ 5,810.00	\$ 5,810.00	7/8/11	SAN JOSE	CA	95148
3065	9695	\$ 5,762.00	\$ 5,762.00	6/27/11	SAN DIEGO	CA	92126
3066	9699	\$ 5,810.00	\$ 5,810.00	7/12/11	SAN JOSE	CA	95148
3067	9700	\$ 5,810.00	\$ 5,810.00	7/12/11	SAN JOSE	CA	95148
3068	9702	\$ 5,881.00	\$ 5,881.00	6/27/11	FREMONT	CA	94538
3069	9703	\$ 5,856.00	\$ 5,856.00	6/27/11	FREMONT	CA	94538
3070	9704	\$ 5,846.00	\$ 5,846.00	7/27/11	FREMONT	CA	94539
3071	9708	\$ 5,846.00	\$ 5,846.00	7/28/11	San Jose	CA	95116
3072	9711	\$ 5,810.00	\$ 5,810.00	7/5/11	SAN JOSE	CA	95112
3073	9714	\$ 5,846.00	\$ 5,846.00	7/1/11	SAN FRANCISCO	CA	94110
3074	9715	\$ 5,846.00	\$ 5,846.00	7/1/11	SAN FRANCISCO	CA	94110
3075	9718	\$ 5,810.00	\$ 5,810.00	7/11/11	SAN JOSE	CA	95148

CMAA Claims Register

	A	B	C	D	E	F	G
1	Member Number	AMOUNT CLAIMED	AMOUNT ALLOWED	Claim Receipt Date	City	State	Zip
3076	9726	\$ 5,846.00	\$ 5,846.00	9/23/11	SAN JOSE	CA	95123
3077	9730	\$ 5,810.00	\$ 5,810.00	7/1/11	SAN JOSE	CA	95148
3078	9732	\$ 5,846.00	\$ 5,846.00	6/29/11	OAKLAND	CA	94601
3079	9733	\$ 5,810.00	\$ 5,810.00	6/29/11	FREMONT	CA	94555
3080	9736	\$ 5,810.00	\$ 5,810.00	7/1/11	SAN JOSE	CA	95148
3081	9740	\$ 5,810.00	\$ 5,810.00	7/5/11	MILPITAS	CA	95035
3082	9741	\$ 5,810.00	\$ 5,810.00	6/30/11	FREMONT	CA	94539
3083	9743	\$ 5,810.00	\$ 5,810.00	7/20/11	SAN FRANCISCO	CA	94133
3084	9746	\$ 5,810.00	\$ 5,810.00	6/29/11	Elk Grove	CA	95758
3085	9749	\$ 5,846.00	\$ 5,846.00	8/15/11	SAN JOSE	CA	95131
3086	9754	\$ 5,810.00	\$ 5,810.00	7/7/11	Milpitas	CA	95035
3087	9756	\$ 5,894.00	\$ 5,894.00	7/28/11	SAN JOSE	CA	95135
3088	9757	\$ 5,846.00	\$ 5,846.00	7/6/11	SANTA CLARA	CA	95054
3089	9758	\$ 5,846.00	\$ 5,846.00	7/6/11	SANTA CLARA	CA	95054
3090	9760	\$ 5,678.00	\$ 5,678.00	7/1/11	MILLBRAE	CA	94030
3091	9762	\$ 5,834.00	\$ 5,834.00	6/29/11	TEMPLE CITY	CA	91780
3092	9763	\$ 5,810.00	\$ 5,810.00	7/28/11	SAN JOSE	CA	95127
3093	9764	\$ 5,810.00	\$ 5,810.00	7/28/11	SAN JOSE	CA	95127
3094	9765	\$ 5,810.00	\$ 5,810.00	6/27/11	SAN JOSE	CA	95122
3095	9766	\$ 5,810.00	\$ 5,810.00	6/27/11	SAN JOSE	CA	95122
3096	9775	\$ 5,810.00	\$ 5,810.00	7/20/11	SAN JOSE	CA	95122
3097	9777	\$ 5,896.00	\$ 5,896.00	6/27/11	SAN JOSE	CA	95133
3098	9778	\$ 5,846.00	\$ 5,846.00	6/27/11	SAN JOSE	CA	95133
3099	9779	\$ 5,762.00	\$ 5,762.00	6/27/11	SAN JOSE	CA	95136
3100	9780	\$ 5,762.00	\$ 5,762.00	6/27/11	SAN JOSE	CA	95136
3101	9786	\$ 5,810.00	\$ 5,810.00	8/2/11	SAN JOSE	CA	95148
3102	9787	\$ 5,810.00	\$ 5,810.00	7/5/11	HAYWARD	CA	94544
3103	9788	\$ 5,810.00	\$ 5,810.00	8/3/11	GARDEN GROVE	CA	92840
3104	9789	\$ 5,810.00	\$ 5,810.00	8/3/11	GARDEN GROVE	CA	92840
3105	9791	\$ 5,846.00	\$ 5,846.00	7/5/11	SAN FRANCISCO	CA	94122
3106	9792	\$ 5,846.00	\$ 5,846.00	7/5/11	SAN FRANCISCO	CA	94122
3107	9794	\$ 5,846.00	\$ 5,846.00	8/3/11	MILPITAS	CA	95035
3108	9798	\$ 5,810.00	\$ 5,810.00	6/29/11	SAN JOSE	CA	95133
3109	9809	\$ 5,926.00	\$ 5,926.00	7/5/11	FREMONT	CA	94538
3110	9810	\$ 5,810.00	\$ 5,810.00	8/3/11	SAN JOSE	CA	95121
3111	9811	\$ 5,810.00	\$ 5,810.00	8/3/11	SAN JOSE	CA	95121
3112	9813	\$ 5,378.00	\$ 5,378.00	6/27/11	SAN JOSE	CA	95118
3113	9815	\$ 5,820.00	\$ 5,820.00	7/11/11	San Jose	CA	95136
3114	9820	\$ 5,810.00	\$ 5,810.00	6/28/11	SACRAMENTO	CA	95829
3115	9822	\$ 5,655.00	\$ 5,655.00	7/5/11	SAN DIEGO	CA	92117
3116	9825	\$ 5,766.00	\$ 5,766.00	8/18/11	SAN JOSE	CA	95131
3117	9826	\$ 5,766.00	\$ 5,766.00	8/18/11	SAN JOSE	CA	95131
3118	9827	\$ 5,810.00	\$ 5,810.00	7/20/11	MILPITAS	CA	95035
3119	9828	\$ 5,900.00	\$ 5,900.00	8/22/11	MILPITAS	CA	95035
3120	9829	\$ 5,900.00	\$ 5,900.00	8/22/11	MILPITAS	CA	95035
3121	9830	\$ 5,678.00	\$ 5,678.00	8/3/11	LAS VEGAS	NV	89147
3122	9831	\$ 5,846.00	\$ 5,846.00	6/27/11	SAN JOSE	CA	95132
3123	9837	\$ 5,784.00	\$ 5,784.00	7/19/11	OAKLAND	CA	94601
3124	9839	\$ 8,237.00	\$ 8,237.00	7/26/11	SAN JOSE	CA	95148
3125	9841	\$ 5,810.00	\$ 5,810.00	6/29/11	SAN JOSE	CA	95123
3126	9844	\$ 5,810.00	\$ 5,810.00	7/29/11	SAN LORENZA	CA	94580
3127	9854	\$ 5,762.00	\$ 5,762.00	7/21/11	SAN FRANCISCO	CA	94124
3128	9855	\$ 5,810.00	\$ 5,810.00	8/5/11	MILPITAS	CA	95035

CMAA Claims Register

	A	B	C	D	E	F	G
1	Member Number	AMOUNT CLAIMED	AMOUNT ALLOWED	Claim Receipt Date	City	State	Zip
3129	9858	\$ 5,846.00	\$ 5,846.00	7/19/11	MILPITAS	CA	95035
3130	9861	\$ 5,846.00	\$ 5,846.00	7/7/11	SAN JOSE	CA	95136
3131	9864	\$ 6,847.00	\$ 6,847.00	9/12/11	SAN JOSE	CA	95133
3132	9865	\$ 5,846.00	\$ 5,846.00	7/11/11	OAKLAND	CA	94606
3133	9866	\$ 5,858.00	\$ 5,858.00	9/23/11	SAN JOSE	CA	95121
3134	9867	\$ 5,858.00	\$ 5,858.00	9/23/11	SAN JOSE	CA	95121
3135	9877	\$ 5,810.00	\$ 5,810.00	6/27/11	SAN JOSE	CA	95128
3136	9879	\$ 5,594.00	\$ 5,594.00	7/8/11	MILPITAS	CA	95035
3137	9890	\$ 5,810.00	\$ 5,810.00	8/1/11	HAYWARD	CA	94544
3138	9892	\$ 5,762.00	\$ 5,762.00	6/27/11	SAN JOSE	CA	95116
3139	9897	\$ 5,846.00	\$ 5,846.00	8/18/11	OAKLAND	CA	94606
3140	9898	\$ 5,846.00	\$ 5,846.00	8/18/11	OAKLAND	CA	94606
3141	9902	\$ 5,810.00	\$ 5,810.00	7/1/11	San Jose	CA	95131
3142	9905	\$ 5,846.00	\$ 5,846.00	7/22/11	SAN JOSE	CA	95111
3143	9908	\$ 5,810.00	\$ 5,810.00	7/18/11	SAN FRANCISCO	CA	94103
3144	9909	\$ 9,909.00	\$ 5,810.00	7/18/11	SAN FRANCISCO	CA	94103
3145	9910	\$ 5,835.00	\$ 5,835.00	8/18/11	SAN JOSE	CA	95119
3146	9915	\$ 7,500.00	\$ 5,810.00	8/5/11	Hayward	CA	94544
3147	9916	\$ 5,858.00	\$ 5,858.00	7/19/11	SAN JOSE	CA	95116
3148	9917	\$ 5,762.00	\$ 5,762.00	6/27/11	SAN JOSE	CA	95121
3149	9918	\$ 5,762.00	\$ 5,762.00	6/27/11	SON JOSE	CA	95121
3150	9925	\$ 5,810.00	\$ 5,810.00	6/29/11	SAN JOSE	CA	95130
3151	9933	\$ 8,023.00	\$ 8,023.00	7/19/11	SAN JOSE	CA	95131
3152	9934	\$ 7,799.00	\$ 7,799.00	7/19/11	SAN JOSE	CA	95131
3153	9938	\$ 9,600.00	\$ 5,810.00	7/15/11	SAN JOSE	CA	95123
3154	9942	\$ 5,762.00	\$ 5,762.00	6/29/11	MILPITAS	CA	95035
3155	9944	\$ 5,846.00	\$ 5,846.00	7/8/11	Milpitas	CA	95035
3156	9947	\$ 5,874.00	\$ 5,874.00	6/30/11	San Jose	CA	95119
3157	9948	\$ 5,874.00	\$ 5,874.00	6/30/11	San Jose	CA	95119
3158	9949	\$ 5,810.00	\$ 5,810.00	9/23/11	SAN FRANCISCO	CA	94127
3159	9950	\$ 5,810.00	\$ 5,810.00	9/23/11	SAN FRANCISCO	CA	94127
3160	9951	\$ 5,810.00	\$ 5,810.00	6/29/11	DALY CITY	CA	94014
3161	9952	\$ 5,810.00	\$ 5,810.00	6/29/11	DALY CITY	CA	94014
3162	9954	\$ 5,730.00	\$ 5,730.00	7/29/11	SAN JOSE	CA	95148
3163	9958	\$ 5,834.00	\$ 5,834.00	8/19/11	RICHMOND	CA	94804
3164	9959	\$ 5,727.00	\$ 5,727.00	6/29/11	MILLBRAE	CA	94030
3165	9960	\$ 5,762.00	\$ 5,762.00	6/27/11	ALAMEDA	CA	94501
3166	9962	\$ 5,762.00	\$ 5,762.00	8/26/11	SAN FRANCISCO	CA	94116
3167	9966	\$ 5,810.00	\$ 5,810.00	8/15/11	MENLO PARK	CA	94025
3168	9968	\$ 5,810.00	\$ 5,810.00	6/29/11	MILPITAS	CA	95035
3169	9969	\$ 5,810.00	\$ 5,810.00	6/29/11	MILPITAS	CA	95035
3170	9980	\$ 5,810.00	\$ 5,810.00	8/8/11	FAIRFIELD	CA	94533
3171	9981	\$ 5,810.00	\$ 5,810.00	8/8/11	FAIRFIELD	CA	94533
3172	9986	\$ 5,835.00	\$ 5,835.00	6/30/11	San Jose	CA	95122
3173	9998	\$ 5,894.00	\$ 5,894.00	6/27/11	SAN JOSE	CA	95127
3174	10005	\$ 8,171.00	\$ 8,171.00	7/26/11	SAN JOSE	CA	95148
3175	10008	\$ 5,810.00	\$ 5,810.00	6/27/11	SAN FRANCISCO	CA	94109
3176	10009	\$ 5,810.00	\$ 5,810.00	6/27/11	OAKLAND	CA	94601
3177	10010	\$ 5,810.00	\$ 5,810.00	6/27/11	OAKLAND	CA	94601
3178	10022	\$ 7,216.00	\$ 7,216.00	6/30/11	SUNNYVALE	CA	94086
3179	10023	\$ 5,810.00	\$ 5,810.00	6/27/11	RICHMOND	CA	94806
3180	10024	\$ 5,810.00	\$ 5,810.00	7/5/11	SAN JOSE	CA	95111
3181	10029	\$ 5,762.00	\$ 5,762.00	7/5/11	SAN JOSE	CA	95133

CMAA Claims Register

	A	B	C	D	E	F	G
1	Member Number	AMOUNT CLAIMED	AMOUNT ALLOWED	Claim Receipt Date	City	State	Zip
3182	10031	\$ 5,834.00	\$ 5,834.00	6/29/11	ELK GROVE	CA	95758
3183	10032	\$ 5,834.00	\$ 5,834.00	6/29/11	ELK GROVE	CA	95758
3184	10033	\$ 5,810.00	\$ 5,810.00	7/6/11	SACRAMENTO	CA	95824
3185	10038	\$ 5,835.00	\$ 5,835.00	7/6/11	OAKLAND	CA	94606
3186	10042	\$ 7,351.00	\$ 7,351.00	8/4/11	SAN FRANCISCO	CA	94118
3187	10043	\$ 5,938.00	\$ 5,938.00	8/5/11	SAN JOSE	CA	95133
3188	10050	\$ 5,810.00	\$ 5,810.00	6/29/11	SAN FRANCISCO	CA	94121
3189	10051	\$ 5,810.00	\$ 5,810.00	6/29/11	SAN FRANCISCO	CA	94121
3190	10054	\$ 5,810.00	\$ 5,810.00	7/29/11	SAN LED	CA	94577
3191	10055	\$ 5,810.00	\$ 5,810.00	7/18/11	SAN LEANERO	CA	94577
3192	10058	\$ 5,886.00	\$ 5,886.00	6/30/11	ALLSTON	MA	2134
3193	10059	\$ 5,810.00	\$ 5,810.00	6/30/11	SUGAR LAND	TX	77498
3194	10060	\$ 5,810.00	\$ 5,810.00	6/30/11	SUGAR LAND	TX	77498
3195	10061	\$ 5,782.00	\$ 5,782.00	8/31/11	Oakland	CA	94502
3196	10074	\$ 5,810.00	\$ 5,810.00	9/15/11	SUNNYVALE	CA	94087
3197	10077	\$ 5,810.00	\$ 5,810.00	9/6/11	SAN JOSE	CA	95133
3198	10080	\$ 5,810.00	\$ 5,810.00	7/12/11	SANTA CLARA	CA	95051
3199	10085	\$ 5,810.00	\$ 5,810.00	8/1/11	San Jose	CA	95135
3200	10086	\$ 5,810.00	\$ 5,810.00	7/1/11	SANTA CLARA	CA	95051
3201	10087	\$ 5,810.00	\$ 5,810.00	7/1/11	SANTA CLARA	CA	95051
3202	10090	\$ 5,642.00	\$ 5,642.00	9/6/11	SAN JOSE	CA	95132
3203	10092	\$ 5,846.00	\$ 5,846.00	7/11/11	BROKEN ARROW	OK	74012
3204	10101	\$ 5,801.00	\$ 5,801.00	8/18/11	Sacramento	CA	95828
3205	10102	\$ 5,751.00	\$ 5,751.00	8/31/11	Sacramento	CA	95828
3206	10104	\$ 5,754.00	\$ 5,754.00	9/6/11	SAN FRANCISCO	CA	94134
3207	10105	\$ 5,754.00	\$ 5,754.00	9/6/11	SAN FRANCISCO	CA	94134
3208	10108	\$ 5,846.00	\$ 5,846.00	10/11/12	SAN JOSE	CA	95132
3209	10111	\$ 5,810.00	\$ 5,810.00	7/6/11	SAN FRANCISCO	CA	94109
3210	10123	\$ 6,784.00	\$ 6,784.00	8/4/11	OAKLAND	CA	94610
3211	10124	\$ 5,810.00	\$ 5,810.00	7/5/11	SAN JOSE	CA	95121
3212	10125	\$ 5,830.00	\$ 5,830.00	7/12/11	ELK GROVE	CA	95624
3213	10132	\$ 5,810.00	\$ 5,810.00	7/11/11	GARLAND	TX	75040
3214	10133	\$ 5,810.00	\$ 5,810.00	8/23/11	SAN JOSE	CA	95121
3215	10134	\$ 5,810.00	\$ 5,810.00	8/23/11	SAN JOSE	CA	95121
3216	10143	\$ 5,810.00	\$ 5,810.00	7/7/11	SAN JOSE	CA	95111
3217	10154	\$ 5,810.00	\$ 5,810.00	7/6/11	MILPITAS	CA	95035
3218	10159	\$ 5,810.00	\$ 5,810.00	7/13/11	SAN LEANDRO	CA	94579
3219	10160	\$ 5,730.00	\$ 5,730.00	12/21/12	SAN FRANCISCO	CA	94116
3220	10162	\$ 5,730.00	\$ 5,730.00	11/16/12	SAN FRANCISCO	CA	94116
3221	10164	\$ 5,810.00	\$ 5,810.00	7/5/11	SAN JOSE	CA	95121
3222	10168	\$ 5,810.00	\$ 5,810.00	7/27/11	SAN JOSE	CA	95136
3223	10170	\$ 5,846.00	\$ 5,846.00	7/5/11	OAKLAND	CA	94602
3224	10176	\$ 5,810.00	\$ 5,810.00	6/27/11	SAN JOSE	CA	95127
3225	10181	\$ 5,762.00	\$ 5,762.00	8/26/11	SAN FRANCISCO	CA	94116
3226	10186	\$ 5,802.00	\$ 5,802.00	9/6/11	SAN FRANCISCO	CA	94132
3227	10187	\$ 5,810.00	\$ 5,810.00	7/5/11	SAN FRANCISCO	CA	94124
3228	10190	\$ 7,845.00	\$ 7,845.00	6/29/11	ANTELOPE	CA	95843
3229	10191	\$ 7,845.00	\$ 7,845.00	6/29/11	ANTELOPE	CA	95843
3230	10193	\$ 5,810.00	\$ 5,810.00	8/1/11	WEST COVINA	CA	91790
3231	10194	\$ 5,810.00	\$ 5,810.00	8/1/11	WEST COVINA	CA	91790
3232	10196	\$ 5,810.00	\$ 5,810.00	6/29/11	ELK GROVE	CA	95758
3233	10197	\$ 5,730.00	\$ 5,730.00	8/12/11	SAN JOSE	CA	95127
3234	10200	\$ 5,749.00	\$ 5,749.00	9/19/11	ELK GROVE	CA	95624

CMAA Claims Register

	A	B	C	D	E	F	G
1	Member Number	AMOUNT CLAIMED	AMOUNT ALLOWED	Claim Receipt Date	City	State	Zip
3235	10201	\$ 5,810.00	\$ 5,810.00	8/29/11	OAKLAND	CA	94607
3236	10204	\$ 5,810.00	\$ 5,810.00	7/11/11	MILPITAS	CA	95035
3237	10205	\$ 5,810.00	\$ 5,810.00	7/11/11	MILPITAS	CA	95035
3238	10210	\$ 5,730.00	\$ 5,730.00	8/15/11	SAN JOSE	CA	95148
3239	10211	\$ 15,000.00	\$ 6,058.00	7/13/11	SACRAMENTO	CA	95824
3240	10217	\$ 5,810.00	\$ 5,810.00	6/29/11	SAN FRANCISCO	CA	94112
3241	10219	\$ 5,810.00	\$ 5,810.00	7/21/11	SAN JOSE	CA	95133
3242	10220	\$ 5,810.00	\$ 5,810.00	7/21/11	SAN JOSE	CA	95133
3243	10233	\$ 5,810.00	\$ 5,810.00	6/27/11	SAN JOSE	CA	95111
3244	10234	\$ 5,810.00	\$ 5,810.00	6/27/11	SAN JOSE	CA	95111
3245	10235	\$ 5,810.00	\$ 5,810.00	6/24/11	SAN JOSE	CA	95127
3246	10239	\$ 5,810.00	\$ 5,810.00	6/29/11	SAN JOSE	CA	95111
3247	10240	\$ 5,810.00	\$ 5,810.00	7/21/11	SAN JOSE	CA	95133
3248	10246	\$ 6,054.00	\$ 6,054.00	6/29/11	SACRAMENTO	CA	95820
3249	10251	\$ 8,818.00	\$ 5,810.00	7/5/11	SANFRANCISCO	CA	94122
3250	10257	\$ 5,810.00	\$ 5,810.00	8/1/11	San Jose	CA	95135
3251	10261	\$ 5,810.00	\$ 5,810.00	9/23/11	SAN FRANCISCO	CA	94122
3252	10264	\$ 5,846.00	\$ 5,846.00	9/23/11	ELK GROVE	CA	95758
3253	10265	\$ 5,846.00	\$ 5,846.00	9/23/11	ELK GROVE	CA	95758
3254	10267	\$ 5,846.00	\$ 5,846.00	8/26/11	SANFRANCISCO	CA	94112
3255	10273	\$ 5,730.00	\$ 5,730.00	7/14/11	MILPITAS	CA	95035
3256	10277	\$ 5,810.00	\$ 5,810.00	6/29/11	SAN JOSE	CA	95121
3257	10281	\$ 6,809.00	\$ 6,809.00	9/23/11	SAN JOSE	CA	95136
3258	10287	\$ 5,618.00	\$ 5,618.00	9/19/11	SAN JOSE	CA	95127
3259	10290	\$ 5,730.00	\$ 5,730.00	7/20/11	SAN JOSE	CA	95121
3260	10291	\$ 5,846.00	\$ 5,846.00	7/20/11	SANJOSE	CA	95111
3261	10293	\$ 5,810.00	\$ 5,810.00	7/11/11	Westminster	CA	92683
3262	10300	\$ 5,810.00	\$ 5,810.00	7/5/11	SAN JOSE	CA	95121
3263	10301	\$ 5,810.00	\$ 5,810.00	7/5/11	SAN JOSE	CA	95121
3264	10302	\$ 5,353.00	\$ 5,353.00	6/27/11	San Jose	CA	95122
3265	10303	\$ 5,353.00	\$ 5,353.00	6/27/11	San Jose	CA	95122
3266	10306	\$ 5,866.00	\$ 5,866.00	6/29/11	FAIRFIELD	CA	94533
3267	10308	\$ 5,810.00	\$ 5,810.00	7/1/11	SAN FRANCISCO	CA	94112
3268	10309	\$ 7,000.49	\$ 7,000.49	7/19/11	MILPITAS	CA	95035
3269	10315	\$ 5,810.00	\$ 5,810.00	7/1/11	SANJOSE	CA	95138
3270	10321	\$ 5,810.00	\$ 5,810.00	8/1/11	SAN FRANCISCO	CA	94102
3271	10326	\$ 5,810.00	\$ 5,810.00	6/29/11	MILPITAS	CA	95035
3272	10329	\$ 6,434.00	\$ 6,434.00	7/26/11	SANJOSE	CA	95148
3273	10330	\$ 6,424.00	\$ 6,424.00	7/26/11	SANJOSE	CA	95148
3274	10332	\$ 5,810.00	\$ 5,810.00	7/6/11	SANJOSE	CA	95112
3275	10334	\$ 14,448.00	\$ 5,835.00	7/1/11	SAN JOSE	CA	95124
3276	10336	\$ 5,810.00	\$ 5,810.00	6/27/11	SANJOSE	CA	95148
3277	10337	\$ 5,810.00	\$ 5,810.00	6/24/11	SAN JOSE	CA	95127
3278	10338	\$ 12,000.00	\$ 5,810.00	9/23/11	Elk Grove	CA	95758
3279	10340	\$ 5,810.00	\$ 5,810.00	6/30/11	ELK GROVE	CA	95624
3280	10341	\$ 5,810.00	\$ 5,810.00	8/18/11	SANJOSE	CA	95111
3281	10347	\$ 5,810.00	\$ 5,810.00	7/8/11	MORAGA	CA	94556
3282	10348	\$ 5,810.00	\$ 5,810.00	8/3/11	SAN JOSE	CA	95133
3283	10349	\$ 5,810.00	\$ 5,810.00	8/3/11	SAN JOSE	CA	95133
3284	10351	\$ 5,810.00	\$ 5,810.00	8/18/11	San Jose	CA	95121
3285	10354	\$ 5,655.00	\$ 5,655.00	8/18/11	SAN JOSE	CA	95122
3286	10358	\$ 6,838.00	\$ 6,838.00	7/1/11	SAN JOSE	CA	95112
3287	10359	\$ 7,785.00	\$ 7,785.00	8/16/11	ANTIOCH	CA	94531

CMAA Claims Register

	A	B	C	D	E	F	G
1	Member Number	AMOUNT CLAIMED	AMOUNT ALLOWED	Claim Receipt Date	City	State	Zip
3288	10362	\$ 5,810.00	\$ 5,810.00	7/5/11	SAN FRANCISCO	CA	94134
3289	10363	\$ 5,810.00	\$ 5,810.00	7/5/11	SAN FRANCISCO	CA	94134
3290	10367	\$ 7,787.00	\$ 7,787.00	8/16/11	ANTIOCH	CA	94531
3291	10371	\$ 5,755.00	\$ 5,755.00	7/7/11	SAN JOSE	CA	95148
3292	10372	\$ 5,755.00	\$ 5,755.00	7/7/11	SAN JOSE	CA	95148
3293	10375	\$ 5,810.00	\$ 5,810.00	6/27/11	SAB JOSE	CA	95132
3294	10376	\$ 5,810.00	\$ 5,810.00	6/27/11	SAN JOSE	CA	95132
3295	10378	\$ 5,890.00	\$ 5,890.00	7/5/11	SAN JOSE	CA	95132
3296	10381	\$ 5,858.00	\$ 5,858.00	6/27/11	SAN JOSE	CA	95122
3297	10384	\$ 5,810.00	\$ 5,810.00	8/1/11	SAN JOSE	CA	95111
3298	10388	\$ 5,810.00	\$ 5,810.00	6/29/11	San Jose	CA	95136
3299	10390	\$ 5,810.00	\$ 5,810.00	8/18/11	Oakland	CA	94619
3300	10397	\$ 6,630.00	\$ 6,630.00	8/26/11	OAKLAND	CA	94619
3301	10398	\$ 6,668.00	\$ 6,668.00	8/26/11	OAKLAND	CA	94619
3302	10400	\$ 5,640.00	\$ 5,640.00	7/7/11	SAN JOSE	CA	95120
3303	10404	\$ 5,799.00	\$ 5,799.00	6/27/11	SAN JOSE	CA	95111
3304	10410	\$ 5,835.00	\$ 5,835.00	7/11/11	SAN JOSE	CA	95133
3305	10417	\$ 5,846.00	\$ 5,846.00	7/15/11	San Jose	CA	95136
3306	10424	\$ 5,810.00	\$ 5,810.00	7/12/11	SAN JOSE	CA	95123
3307	10425	\$ 5,810.00	\$ 5,810.00	7/12/11	SAN JOSE	CA	95123
3308	10427	\$ 5,854.00	\$ 5,854.00	7/26/11	ELK GROVE	CA	95758
3309	10428	\$ 5,854.00	\$ 5,854.00	7/26/11	ELK GROVE	CA	95758
3310	10430	\$ 6,640.00	\$ 6,640.00	8/11/11	OAKLAND	CA	94601
3311	10433	\$ 5,810.00	\$ 5,810.00	8/12/11	SANJOSE	CA	95121
3312	10448	\$ 5,836.00	\$ 5,836.00	7/20/11	SAN JOSE	CA	95125
3313	10449	\$ 5,816.00	\$ 5,816.00	7/6/11	ALAMEDA	CA	94501
3314	10456	\$ 5,846.00	\$ 5,846.00	6/28/11	San Jose	CA	95127
3315	10457	\$ 6,654.00	\$ 6,654.00	7/21/11	SAN JOSE	CA	95121
3316	10458	\$ 6,654.00	\$ 6,654.00	7/21/11	SAN JOSE	CA	95121
3317	10465	\$ 5,810.00	\$ 5,810.00	9/23/11	SANTA CLARA	CA	95050
3318	10471	\$ 5,810.00	\$ 5,810.00	6/29/11	OAKLAND	CA	94606
3319	10472	\$ 5,810.00	\$ 5,810.00	6/29/11	OAKLAND	CA	94606
3320	10475	\$ 5,846.00	\$ 5,846.00	6/29/11	UNION CITY	CA	94587
3321	10488	\$ 5,835.00	\$ 5,835.00	6/29/11	MILBRAE	CA	94030
3322	10490	\$ 5,810.00	\$ 5,810.00	8/31/11	ELK GROVE	CA	95624
3323	10492	\$ 5,810.00	\$ 5,810.00	7/26/11	SAN FRANCISCO	CA	94116
3324	10497	\$ 5,810.00	\$ 5,810.00	7/22/11	SAN JOSE	CA	95132
3325	10506	\$ 5,810.00	\$ 5,810.00	9/12/11	SAN FRANCISCO	CA	94112
3326	10510	\$ 6,604.00	Not Listed	8/9/11	Fremont	CA	94539
3327	10512	\$ 60,000.00	\$ 5,810.00	6/30/11	MORGAN HILL	CA	95037
3328	10516	\$ 5,810.00	\$ 5,810.00	7/21/11	WEST MINTER	CA	92683
3329	10517	\$ 5,810.00	\$ 5,810.00	8/29/11	SAN FRANSICO	CA	94122
3330	10525	\$ 5,810.00	\$ 5,810.00	6/29/11	SAN FRANSICO	CA	94124
3331	10527	\$ 5,846.00	\$ 5,846.00	6/27/11	SAN JOSE	CA	95133
3332	10536	\$ 5,846.00	\$ 5,846.00	8/12/11	FREMONT	CA	94539
3333	10542	\$ 5,810.00	\$ 5,810.00	6/29/11	San Jose	CA	95136
3334	10543	\$ 5,846.00	\$ 5,846.00	6/29/11	SAN JOSE	CA	95121
3335	10544	\$ 5,898.00	\$ 5,898.00	7/13/11	SAN JOSE	CA	95111
3336	10551	\$ 6,700.00	\$ 6,700.00	6/28/11	SAN FRANCISCO	CA	94122
3337	10560	\$ 5,804.00	\$ 5,804.00	7/5/11	FERNANDINA	FL	32034
3338	10561	\$ 5,779.00	\$ 5,779.00	7/5/11	FERNANDINA	FL	32034
3339	10568	\$ 5,822.00	\$ 5,822.00	9/23/11	MILPITAS	CA	95035
3340	10571	\$ 5,810.00	\$ 5,810.00	7/22/11	SACRAMENTO	CA	95827

CMAA Claims Register

	A	B	C	D	E	F	G
1	Member Number	AMOUNT CLAIMED	AMOUNT ALLOWED	Claim Receipt Date	City	State	Zip
3341	10572	\$ 5,810.00	\$ 5,810.00	7/22/11	SACRAMENTO	CA	95827
3342	10575	\$ 5,810.00	\$ 5,810.00	7/19/11	SAN FRANCISCO	CA	94121
3343	10577	\$ 5,810.00	\$ 5,810.00	8/31/11	SAN FRANCISCO	CA	94102
3344	10580	\$ 5,810.00	\$ 5,810.00	7/22/11	RIVERSIDE	CA	92505
3345	10583	\$ 5,835.00	\$ 5,835.00	6/30/11	HOUSTON	TX	77099
3346	10595	\$ 5,810.00	\$ 5,810.00	9/15/11	CAMPBELL	CA	95008
3347	10598	\$ 5,730.00	\$ 5,730.00	9/12/11	SUNNYVALE	CA	94089
3348	10602	\$ 7,030.00	\$ 7,030.00	7/18/11	SAN JOSE	CA	95116
3349	10608	\$ 5,810.00	\$ 5,810.00	7/22/11	RIVERSIDE	CA	92505
3350	10609	\$ 5,846.00	\$ 5,846.00	7/19/11	OAKLAND	CA	94619
3351	10610	\$ 5,846.00	\$ 5,846.00	7/19/11	OAKLAND	CA	94619
3352	10615	\$ 5,762.00	\$ 5,762.00	6/29/11	SAN JOSE	CA	95132
3353	10616	\$ 5,762.00	\$ 5,762.00	6/29/11	SAN JOSE	CA	95132
3354	10624	\$ 5,810.00	\$ 5,810.00	7/28/11	Sunnyvale	CA	94089
3355	10626	\$ 5,810.00	\$ 5,810.00	6/29/11	SUNNYVALE	CA	94087
3356	10627	\$ 5,810.00	\$ 5,810.00	6/29/11	SUNNYVALE	CA	94087
3357	10629	\$ 5,810.00	\$ 5,810.00	6/27/11	SAN JOSE	CA	95121
3358	10630	\$ 5,810.00	\$ 5,810.00	6/28/11	SAN JOSE	CA	95121
3359	10632	\$ 5,804.00	\$ 5,804.00	9/23/11	Milpitas	CA	95035
3360	10640	\$ 5,810.00	\$ 5,810.00	6/27/11	SAN FRANCISCO	CA	94134
3361	10641	\$ 5,810.00	\$ 5,810.00	6/27/11	SAN FRANCISCO	CA	94134
3362	10643	\$ 5,810.00	\$ 5,810.00	8/18/11	SAN LEANDRO	CA	94578
3363	10644	\$ 6,149.00	\$ 6,149.00	6/27/11	SN FRANCISCO	CA	94102
3364	10648	\$ 5,810.00	\$ 5,810.00	6/28/11	SAN LEANDRO	CA	94579
3365	10652	\$ 5,810.00	\$ 5,810.00	7/7/11	SALINAS	CA	93901
3366	10653	\$ 5,726.00	\$ 5,726.00	6/27/11	OAKLAND	CA	94606
3367	10656	\$ 5,810.00	\$ 5,810.00	7/12/11	SAN JOSE	CA	95136
3368	10663	\$ 5,801.00	\$ 5,801.00	7/26/11	GARDEN GROVE	CA	92844
3369	10664	\$ 5,730.00	\$ 5,730.00	7/5/11	SAN JOSE	CA	95121
3370	10665	\$ 5,730.00	\$ 5,730.00	7/5/11	SAN JOSE	CA	95121
3371	10667	\$ 5,806.00	\$ 5,806.00	7/5/11	OAKLAND	CA	94601
3372	10669	\$ 5,810.00	\$ 5,810.00	7/11/11	San Jose	CA	95111
3373	10671	\$ 5,810.00	\$ 5,810.00	7/5/11	SAN LORENZO	CA	94580
3374	10672	\$ 5,810.00	\$ 5,810.00	7/5/11	SAN LORENZO	CA	94580
3375	10674	\$ 5,810.00	\$ 5,810.00	6/27/11	SAN JOSE	CA	95121
3376	10676	\$ 5,810.00	\$ 5,810.00	7/11/11	HARVEY	LA	70058
3377	10680	\$ 5,810.00	\$ 5,810.00	9/15/11	SAN JOSE	CA	95122
3378	10682	\$ 5,810.00	\$ 5,810.00	7/25/11	SAN FRANCISCO	CA	94109
3379	10683	\$ 5,898.00	\$ 5,898.00	6/29/11	MILPITAS	CA	95035
3380	10684	\$ 5,882.00	\$ 5,882.00	6/29/11	SAN JOSE	CA	95121
3381	10685	\$ 5,811.00	\$ 5,811.00	7/12/11	SAN JOSE	CA	95123
3382	10687	\$ 5,818.00	\$ 5,818.00	6/27/11	SAN JOSE	CA	95125
3383	10689	\$ 5,846.00	\$ 5,846.00	7/14/11	SACRAMENTO	CA	95828
3384	10690	\$ 5,846.00	\$ 5,846.00	7/14/11	SACRAMENTO	CA	95828
3385	10691	\$ 5,744.00	\$ 5,744.00	7/1/11	SAN FRANCISCO	CA	94116
3386	10692	\$ 5,846.00	\$ 5,846.00	8/18/11	SAN FRANCISCO	CA	94124
3387	10693	\$ 6,198.00	\$ 6,198.00	6/28/11	Stockton	CA	95212
3388	10694	\$ 5,810.00	\$ 5,810.00	7/5/11	SAN JOSE	CA	95133
3389	10695	\$ 5,810.00	\$ 5,810.00	6/27/11	OAKLAND	CA	94606
3390	10696	\$ 5,640.00	\$ 5,640.00	7/29/11	SAN FRANCISCO	CA	94134
3391	10700	\$ 5,791.00	\$ 5,791.00	7/7/11	SAN JOSE	CA	95111
3392	10706	\$ 5,810.00	\$ 5,810.00	6/29/11	SAN JOSE	CA	95148
3393	10709	\$ 5,692.50	\$ 5,692.50	8/25/11	RICHMOND	CA	94805

CMAA Claims Register

	A	B	C	D	E	F	G
1	Member Number	AMOUNT CLAIMED	AMOUNT ALLOWED	Claim Receipt Date	City	State	Zip
3394	10710	\$ 5,810.00	\$ 5,810.00	8/25/11	RICHMOND	CA	94805
3395	10712	\$ 6,483.00	\$ 6,483.00	8/12/11	San Francisco	CA	94116
3396	10713	\$ 5,810.00	\$ 5,810.00	7/29/11	MILPITAS	CA	95035
3397	10716	\$ 5,835.00	\$ 5,835.00	6/27/11	SAN JOSE	CA	95121
3398	10718	\$ 5,810.00	\$ 5,810.00	8/15/11	SAN FRANCISCO	CA	94116
3399	10719	\$ 5,810.00	\$ 5,810.00	7/5/11	DALLAS	TX	75243
3400	10726	\$ 5,810.00	\$ 5,810.00	7/5/11	SAN JOSE	CA	95148
3401	10727	\$ 5,810.00	\$ 5,810.00	7/5/11	SAN JOSE	CA	95148
3402	10729	\$ 5,810.00	\$ 5,810.00	6/29/11	OAKLAND	CA	94605
3403	10730	\$ 5,835.00	\$ 5,835.00	6/29/11	SACRAMENTO	CA	95815
3404	10731	\$ 5,895.00	\$ 5,895.00	7/7/11	SANTA CLARA	CA	95051
3405	10734	\$ 5,910.00	\$ 5,910.00	7/5/11	SAN FRANCISCO	CA	94121
3406	10735	\$ 5,810.00	\$ 5,810.00	7/7/11	SAN JOSE	CA	95111
3407	10736	\$ 5,605.00	\$ 5,605.00	7/6/11	SAN JOSE	CA	95111
3408	10737	\$ 5,758.00	\$ 5,758.00	7/6/11	SAN JOSE	CA	95111
3409	10738	\$ 5,846.00	\$ 5,846.00	6/29/11	SAN JOSE	CA	95133
3410	10741	\$ 5,810.00	\$ 5,810.00	7/7/11	SAN JOSE	CA	95111
3411	10743	\$ 5,810.00	\$ 5,810.00	6/27/11	San Francisco	CA	94121
3412	10744	\$ 5,810.00	\$ 5,810.00	6/27/11	San Francisco	CA	94121
3413	10745	\$ 5,749.00	\$ 5,749.00	6/29/11	SAN FRANCISCO	CA	94134
3414	10746	\$ 5,846.00	\$ 5,846.00	7/6/11	SAN FRANCISCO	CA	94116
3415	10750	\$ 5,871.00	\$ 5,871.00	8/18/11	SLOUGHHOUSE	CA	95683
3416	10751	\$ 5,810.00	\$ 5,810.00	7/25/11	San Francisco	CA	94124
3417	10753	\$ 5,810.00	\$ 5,810.00	7/20/11	SAN FRANCISCO	CA	94102
3418	10759	\$ 5,810.00	\$ 5,810.00	6/28/11	SAN JOSE	CA	95129
3419	10760	\$ 5,810.00	\$ 5,810.00	7/1/11	SAN JOSE	CA	95132
3420	10764	\$ 5,810.00	\$ 5,810.00	6/29/11	SACRAMENTO	CA	95824
3421	10765	\$ 5,810.00	\$ 5,810.00	6/29/11	SACRAMENTO	CA	95824
3422	10766	\$ 5,810.00	\$ 5,810.00	6/27/11	OAKLAND	CA	94601
3423	10769	\$ 5,835.00	\$ 5,835.00	6/30/11	SAN JOSE	CA	95116
3424	10771	\$ 5,810.00	\$ 5,810.00	6/27/11	SAN JOSE	CA	95116
3425	10772	\$ 5,810.00	\$ 5,810.00	6/27/11	SAN JOSE	CA	95148
3426	10774	\$ 5,642.00	\$ 5,642.00	7/1/11	SAN JOSE	CA	95121
3427	10775	\$ 5,810.00	\$ 5,810.00	8/18/11	SANTA CLARA	CA	95050
3428	10776	\$ 5,810.00	\$ 5,810.00	6/27/11	SAN JOSE	CA	95127
3429	10777	\$ 5,810.00	\$ 5,810.00	6/27/11	SAN JOSE	CA	95127
3430	10781	\$ 5,846.00	\$ 5,846.00	8/29/11	SUNNYVALE	CA	94086
3431	10788	\$ 5,762.00	\$ 5,762.00	6/29/11	San Jose	CA	95133
3432	10791	\$ 5,810.00	\$ 5,810.00	7/12/11	SEATTLE	WA	98118
3433	10793	\$ 5,730.00	\$ 5,730.00	8/4/11	SAN JOSE	CA	95132
3434	10794	\$ 5,730.00	\$ 5,730.00	8/4/11	SAN JOSE	CA	95132
3435	10795	\$ 5,810.00	\$ 5,810.00	7/8/11	OAKLAND	CA	94608
3436	10798	\$ 5,810.00	\$ 5,810.00	7/7/11	CARLSBAD	CA	92010
3437	10800	\$ 5,299.00	\$ 5,299.00	6/29/11	SAN JOSE	CA	95148
3438	10801	\$ 5,299.00	\$ 5,299.00	6/29/11	SAN JOSE	CA	95148
3439	10806	\$ 5,810.00	\$ 5,810.00	8/18/11	SAN JOSE	CA	95116
3440	10808	\$ 5,810.00	\$ 5,810.00	7/14/11	Fountain Valley	CA	92708
3441	10813	\$ 5,810.00	\$ 5,810.00	6/27/11	ALAMEDA CITY	CA	94501
3442	10814	\$ 5,810.00	\$ 5,810.00	6/27/11	OAKLAND	CA	94601
3443	10815	\$ 5,810.00	\$ 5,810.00	6/27/11	OAKLAND	CA	94601
3444	10816	\$ 5,810.00	\$ 5,810.00	6/27/11	OAKLAND	CA	94601
3445	10818	\$ 5,810.00	\$ 5,810.00	6/27/11	SAN FRANCISCO	CA	94112
3446	10822	\$ 5,810.00	\$ 5,810.00	6/29/11	MARINA	CA	93933

CMAA Claims Register

	A	B	C	D	E	F	G
1	Member Number	AMOUNT CLAIMED	AMOUNT ALLOWED	Claim Receipt Date	City	State	Zip
3447	10824	\$ 5,810.00	\$ 5,810.00	6/29/11	MODESTO	CA	95358
3448	10829	\$ 5,842.00	\$ 5,842.00	6/30/11	SAN JOSE	CA	95138
3449	10833	\$ 5,792.00	\$ 5,792.00	7/21/11	OAKLAND	CA	94602
3450	10836	\$ 5,783.00	\$ 5,783.00	8/15/11	SAN RAFAEL	CA	94901
3451	10837	\$ 5,783.00	\$ 5,783.00	7/28/11	MILPITAS	CA	95035
3452	10839	\$ 5,775.00	\$ 5,775.00	7/12/11	SAN FRANCISCO	CA	94134
3453	10845	\$ 5,245.00	\$ 5,245.00	6/29/11	RICHMOND	CA	94806
3454	10846	\$ 5,220.00	\$ 5,220.00	6/29/11	RICHMOND	CA	94806
3455	10847	\$ 5,787.00	\$ 5,787.00	6/29/11	LOS ANGELES	CA	90012
3456	10848	\$ 5,787.00	\$ 5,787.00	6/29/11	LOS ANGELES	CA	90012
3457	10859	\$ 6,400.49	\$ 6,400.49	7/19/11	MILPITAS	CA	95035
3458	10860	\$ 6,400.49	\$ 6,400.49	7/19/11	MILPITAS	CA	95035
3459	10861	\$ 5,739.00	\$ 5,739.00	6/27/11	SAN JOSE	CA	95121
3460	10864	\$ 5,733.00	\$ 5,733.00	7/27/11	ROSEMEAD	CA	91770
3461	10865	\$ 5,733.00	\$ 5,733.00	7/26/11	SAN FRANCISCO	CA	94116
3462	10866	\$ 5,778.00	\$ 5,778.00	6/27/11	SAN FRANCISCO	CA	94134
3463	10867	\$ 5,733.00	\$ 5,733.00	7/25/11	ALAMEDA	CA	94501
3464	10868	\$ 5,733.00	\$ 5,733.00	6/27/11	SAN FRANCISCO	CA	94122
3465	10869	\$ 5,733.00	\$ 5,733.00	7/1/11	SAN FRANCISCO	CA	94116
3466	10872	\$ 5,654.00	\$ 5,654.00	6/29/11	SAN FRANCISCO	CA	94121
3467	10874	\$ 6,014.00	\$ 6,014.00	9/1/11	SAN FRANCISCO	CA	94134
3468	10875	\$ 5,641.00	\$ 5,641.00	6/27/11	SAN JOSE	CA	95132
3469	10876	\$ 5,412.00	\$ 5,412.00	7/19/11	SAN JOSE	CA	95131
3470	10877	\$ 5,769.00	\$ 5,769.00	6/27/11	SAN JOS	CA	95121
3471	10878	\$ 5,769.00	\$ 5,769.00	6/27/11	SAN JOSE	CA	95121
3472	10879	\$ 5,721.00	\$ 5,721.00	8/18/11	SAN JOSE	CA	95124
3473	10881	\$ 5,718.00	\$ 5,718.00	6/27/11	UNION CITY	CA	94587
3474	10885	\$ 5,728.00	\$ 5,728.00	8/1/11	MILPITAS	CA	95035
3475	10886	\$ 5,703.00	\$ 5,703.00	8/1/11	Milpitas	CA	95035
3476	10887	\$ 5,783.00	\$ 5,783.00	7/5/11	SAN JOSE	CA	95148
3477	10888	\$ 5,805.00	\$ 5,805.00	7/12/11	San Jose	CA	95132
3478	10891	\$ 5,688.00	\$ 5,688.00	6/29/11	WESTMINSTER	CA	92683
3479	10892	\$ 5,713.00	\$ 5,713.00	6/29/11	SACRAMENTO	CA	95822
3480	10893	\$ 5,713.00	\$ 5,713.00	6/29/11	SACRAMENTO	CA	95822
3481	10903	\$ 5,664.00	\$ 5,664.00	7/6/11	SACRAMENTO	CA	95831
3482	10904	\$ 5,664.00	\$ 5,664.00	7/6/11	SACRAMENTO	CA	95831
3483	10905	\$ 5,664.00	\$ 5,664.00	6/29/11	SAN JOSE	CA	95122
3484	10906	\$ 5,689.00	\$ 5,689.00	6/27/11	SAN FRANCISCO	CA	94122
3485	10908	\$ 5,655.00	\$ 5,655.00	7/5/11	SAN FRANCISCO	CA	94107
3486	10911	\$ 5,532.00	\$ 5,532.00	6/27/11	SAN JOSE	CA	95133
3487	10914	\$ 5,637.00	\$ 5,637.00	8/16/11	SAN FRANCISCO	CA	94121
3488	10915	\$ 5,659.00	\$ 5,659.00	7/18/11	SAN LEANDRO	CA	94577
3489	10916	\$ 5,659.00	\$ 5,659.00	6/29/11	ELK GROVE	CA	95624
3490	10918	\$ 5,634.00	\$ 5,634.00	7/29/11	SAN FRANCISCO	CA	94109
3491	10919	\$ 5,634.00	\$ 5,634.00	7/29/11	SAN FRANCISCO	CA	94109
3492	10921	\$ 5,628.00	\$ 5,628.00	9/7/11	SAN FRANCISCO	CA	94108
3493	10923	\$ 5,653.00	\$ 5,653.00	6/29/11	GARDEN GROVE	CA	92843
3494	10924	\$ 5,653.00	\$ 5,653.00	6/29/11	GARDEN GROVE	CA	92843
3495	10927	\$ 5,622.00	\$ 5,622.00	6/27/11	OAKLAND	CA	94601
3496	10931	\$ 5,616.00	\$ 5,616.00	7/19/11	SANTA CLARA	CA	95051
3497	10932	\$ 5,689.00	\$ 5,689.00	6/29/11	SAN JOSE	CA	95148
3498	10935	\$ 9,875.00	\$ 5,616.00	7/15/11	San Francisco	CA	94134
3499	10936	\$ 5,536.00	\$ 5,536.00	2/27/12	SAN FRANCISCO	CA	94134

CMAA Claims Register

	A	B	C	D	E	F	G
1	Member Number	AMOUNT CLAIMED	AMOUNT ALLOWED	Claim Receipt Date	City	State	Zip
3500	10937	\$ 5,536.00	\$ 5,536.00	2/27/12	SAN FRANCISCO	CA	94134
3501	10941	\$ 5,562.00	\$ 5,562.00	7/5/11	MODESTO	CA	95350
3502	10942	\$ 5,610.00	\$ 5,610.00	6/29/11	STOCKTON	CA	95210
3503	10944	\$ 5,604.00	\$ 5,604.00	9/23/11	SAN JOSE	CA	95148
3504	10948	\$ 5,586.00	\$ 5,586.00	6/27/11	SAN JOSE	CA	95148
3505	10949	\$ 5,583.00	\$ 5,583.00	6/29/11	DALY CITY	CA	94015
3506	10950	\$ 5,599.00	\$ 5,599.00	6/27/11	SAN JOSE	CA	95132
3507	10954	\$ 5,571.00	\$ 5,571.00	6/29/11	SAN JOSE	CA	95112
3508	10956	\$ 5,571.00	\$ 5,571.00	7/27/11	SAN FRANCISCO	CA	94109
3509	10957	\$ 5,571.00	\$ 5,571.00	7/27/11	SAN FRANCISCO	CA	94109
3510	10958	\$ 5,571.00	\$ 5,571.00	7/27/11	SAN FRANCISCO	CA	94109
3511	10959	\$ 5,571.00	\$ 5,571.00	6/29/11	SAN FRANCISCO	CA	94134
3512	10961	\$ 5,571.00	\$ 5,571.00	6/27/11	San Francisco	CA	94134-2432
3513	10964	\$ 5,568.00	\$ 5,568.00	8/19/11	OAKLAND	CA	94606
3514	10965	\$ 5,568.00	\$ 5,568.00	9/6/11	San Jose	CA	95127
3515	10968	\$ 5,556.00	\$ 5,556.00	6/27/11	SAN LEANDRO	CA	94579
3516	10973	\$ 5,529.00	\$ 5,529.00	6/29/11	SAN JOSE	CA	95122
3517	10974	\$ 5,523.00	\$ 5,523.00	7/8/11	SAN JOSE	CA	95127
3518	10977	\$ 5,514.00	\$ 5,514.00	7/25/11	SAN JOSE	CA	95120
3519	10978	\$ 5,502.00	\$ 5,502.00	7/21/11	SAN FRANCISCO	CA	94133
3520	10979	\$ 5,502.00	\$ 5,502.00	6/27/11	SAN JOSE	CA	95132
3521	10980	\$ 5,590.00	\$ 5,590.00	7/7/11	SAN JOSE	CA	95122
3522	10981	\$ 5,502.00	\$ 5,502.00	6/27/11	SAN RAFAEL	CA	94903
3523	10986	\$ 5,484.00	\$ 5,484.00	6/27/11	SACRAMENTO	CA	95827
3524	10987	\$ 5,484.00	\$ 5,484.00	6/27/11	SACRAMENTO	CA	95827
3525	10989	\$ 11,520.00	\$ 5,158.00	7/8/11	CERES	CA	95307
3526	10990	\$ 11,520.00	\$ 5,158.00	7/8/11	CERES	CA	95307
3527	10991	\$ 5,424.00	\$ 5,424.00	8/18/11	STOCKTON	CA	95210
3528	10993	\$ 5,460.00	\$ 5,460.00	7/15/11	San Jose	CA	95111
3529	10994	\$ 5,460.00	\$ 5,460.00	7/5/11	GARLAND	TX	75040
3530	10995	\$ 5,542.00	\$ 5,542.00	7/7/11	SAN JOSE	CA	95122
3531	10997	\$ 5,451.00	\$ 5,451.00	8/25/11	OAKLAND	CA	94602
3532	11001	\$ 5,433.00	\$ 5,433.00	9/16/11	SAN JOSE	CA	95122
3533	11004	\$ 5,433.00	\$ 5,433.00	9/1/11	SAN FRANCISCO	CA	94109
3534	11006	\$ 5,379.00	\$ 5,379.00	7/5/11	OAKLAND	CA	94606
3535	11007	\$ 5,379.00	\$ 5,379.00	7/5/11	OAKLAND	CA	94606
3536	11008	\$ 5,452.00	\$ 5,452.00	7/12/11	SAN JOSE	CA	95112
3537	11009	\$ 5,412.00	\$ 5,412.00	9/6/11	Alameda	CA	94501
3538	11013	\$ 5,320.00	\$ 5,320.00	6/29/11	SAN JOSE	CA	95122
3539	11015	\$ 5,294.00	\$ 5,294.00	6/27/11	SAN LEANDRO	CA	94578
3540	11019	\$ 5,308.00	\$ 5,308.00	10/5/11	SAN FRANCISCO	CA	94122
3541	11020	\$ 5,308.00	\$ 5,308.00	10/5/11	SAN FRANCISCO	CA	94122
3542	11021	\$ 5,388.00	\$ 5,388.00	7/1/11	OAKLAND	CA	94607
3543	11023	\$ 5,404.00	\$ 5,404.00	7/1/11	SAN JOSE	CA	95148
3544	11024	\$ 5,404.00	\$ 5,404.00	6/30/11	SAN JOSE	CA	95122
3545	11028	\$ 5,358.00	\$ 5,358.00	6/29/11	SAN JOSE	CA	95127
3546	11032	\$ 5,358.00	\$ 5,358.00	6/27/11	SAN JOSE	CA	95122
3547	11035	\$ 5,346.00	\$ 5,346.00	7/1/11	SAN FRANCISCO	CA	94116
3548	11036	\$ 5,346.00	\$ 5,346.00	9/30/11	SAN JOSE	CA	95122
3549	11040	\$ 5,209.00	\$ 5,209.00	8/31/11	SAN FRANCISCO	CA	94122
3550	11041	\$ 5,325.00	\$ 5,325.00	7/25/11	ALAMEDA	CA	94502
3551	11042	\$ 5,325.00	\$ 5,325.00	7/11/11	GILROY	CA	95020
3552	11044	\$ 5,313.00	\$ 5,313.00	6/28/11	SAN JOSE	CA	95121

CMAA Claims Register

	A	B	C	D	E	F	G
1	Member Number	AMOUNT CLAIMED	AMOUNT ALLOWED	Claim Receipt Date	City	State	Zip
3553	11045	\$ 5,313.00	\$ 5,313.00	7/13/11	SAN JOSE	CA	95116
3554	11046	\$ 5,313.00	\$ 5,313.00	7/13/11	SAN JOSE	CA	95116
3555	11047	\$ 5,313.00	\$ 5,313.00	7/18/11	OAKLAND	CA	94606
3556	11054	\$ 5,265.00	\$ 5,265.00	6/27/11	SAN JOSE	CA	95111
3557	11055	\$ 5,173.00	\$ 5,173.00	7/5/11	SAN LEANDRO	CA	94578
3558	11056	\$ 5,250.00	\$ 5,250.00	7/7/11	SAN JOSE	CA	95132
3559	11057	\$ 5,216.00	\$ 5,216.00	7/5/11	ARCADIA	CA	91007
3560	11063	\$ 5,213.00	\$ 5,213.00	6/27/11	San Jose	CA	95121
3561	11064	\$ 5,112.00	\$ 5,112.00	7/5/11	SAN FRANCISCO	CA	94124
3562	11065	\$ 5,112.00	\$ 5,112.00	7/5/11	SAN FRANCISCO	CA	94102
3563	11066	\$ 5,112.00	\$ 5,112.00	7/11/11	SAN FRANCISCO	CA	94134
3564	11067	\$ 5,112.00	\$ 5,112.00	7/11/11	STOCKTON	CA	95210
3565	11068	\$ 5,112.00	\$ 5,112.00	7/15/11	SAN LEANDRO	CA	94578
3566	11069	\$ 5,183.00	\$ 5,183.00	8/26/11	STOCKTON	CA	95210
3567	11070	\$ 5,112.00	\$ 5,112.00	7/28/11	Richmond	CA	94803
3568	11072	\$ 5,501.00	\$ 5,501.00	6/29/11	FREMONT	CA	94555
3569	11073	\$ 5,030.00	\$ 5,030.00	6/27/11	SAN JOSE	CA	95135
3570	11077	\$ 5,109.00	\$ 5,109.00	6/29/11	SAN JOSE	CA	95112
3571	11079	\$ 5,159.00	\$ 5,159.00	6/27/11	SAN JOSE	CA	95131
3572	11080	\$ 5,109.00	\$ 5,109.00	6/27/11	SAN JOSE	CA	95131
3573	11082	\$ 5,040.00	\$ 5,040.00	9/15/11	Daly City	CA	94014
3574	11084	\$ 5,082.00	\$ 5,082.00	8/12/11	SAN JOSE	CA	95121
3575	11086	\$ 5,082.00	\$ 5,082.00	7/6/11	SAN JOSE	CA	95129
3576	11087	\$ 5,107.00	\$ 5,107.00	7/18/11	South San Francisco	CA	94080
3577	11088	\$ 5,107.00	\$ 5,107.00	7/18/11	South San Francisco	CA	94080
3578	11089	\$ 5,082.00	\$ 5,082.00	7/15/11	SAN JOSE	CA	95133
3579	11093	\$ 5,064.00	\$ 5,064.00	7/1/11	SAN FRANCISCO	CA	94116
3580	11096	\$ 5,049.00	\$ 5,049.00	7/6/11	SAN JOSE	CA	95116
3581	11097	\$ 5,049.00	\$ 5,049.00	7/26/11	SAN JOSE	CA	95135
3582	11098	\$ 5,046.00	\$ 5,046.00	8/31/11	SAN JOSE	CA	95133
3583	11099	\$ 5,046.00	\$ 5,046.00	7/14/11	HACIENDA HEIGHTS	CA	91745
3584	11101	\$ 5,016.00	\$ 5,016.00	8/29/11	FREMONT	CA	94538
3585	11102	\$ 5,016.00	\$ 5,016.00	7/27/11	SAN JOSE	CA	95111
3586	11104	\$ 5,001.00	\$ 5,001.00	7/5/11	SAN FRANCISCO	CA	94112
3587	11106	\$ 4,993.00	\$ 4,993.00	7/26/11	San Jose	CA	95132
3588	11107	\$ 4,977.00	\$ 4,977.00	6/29/11	HAYWARD	CA	94541
3589	11108	\$ 4,974.00	\$ 4,974.00	7/5/11	SAN JOSE	CA	95148
3590	11110	None Stated	\$ 4,940.00	9/30/11	San Jose	CA	95133
3591	11111	\$ 4,947.00	\$ 4,947.00	7/19/11	SACRAMENTO	CA	95824
3592	11112	\$ 4,941.00	\$ 4,941.00	7/15/11	DALY CITY	CA	94015
3593	11113	\$ 4,989.00	\$ 4,989.00	8/1/11	FREMONT	CA	94555
3594	11115	\$ 4,848.00	\$ 4,848.00	9/23/11	SACRAMENTO	CA	95824
3595	11116	\$ 4,956.00	\$ 4,956.00	7/21/11	SAN JOSE	CA	95133
3596	11117	\$ 4,902.00	\$ 4,902.00	6/30/11	SAN JOSE	CA	95136
3597	11118	\$ 4,902.00	\$ 4,902.00	6/27/11	SAN JOSE	CA	95133
3598	11119	\$ 4,899.00	\$ 4,899.00	8/5/11	SAN JOSE	CA	95133
3599	11120	\$ 4,884.00	\$ 4,884.00	6/29/11	DALY CITY	CA	94014
3600	11121	\$ 4,884.00	\$ 4,884.00	6/29/11	DALT CITY	CA	94014
3601	11122	\$ 4,881.00	\$ 4,881.00	8/5/11	SAN JOSE	CA	95148
3602	11123	\$ 4,881.00	\$ 4,881.00	8/5/11	SAN JOSE	CA	95148
3603	11124	\$ 4,860.00	\$ 4,860.00	9/23/11	SAN JOSE	CA	95133
3604	11125	\$ 4,860.00	\$ 4,860.00	6/27/11	SAN JOSE	CA	95119
3605	11131	\$ 4,848.00	\$ 4,848.00	6/27/11	SAN JOSE	CA	95121

CMAA Claims Register

	A	B	C	D	E	F	G
1	Member Number	AMOUNT CLAIMED	AMOUNT ALLOWED	Claim Receipt Date	City	State	Zip
3606	11132	\$ 4,833.00	\$ 4,833.00	6/27/11	San Jose	CA	95132
3607	11135	\$ 4,572.00	\$ 4,572.00	8/25/11	SAN JOSE	CA	95111
3608	11138	\$ 4,824.00	\$ 4,824.00	8/18/11	SAN FRANCISCO	CA	94134
3609	11139	\$ 4,828.00	\$ 4,828.00	7/29/11	MENLO PARK	CA	94025
3610	11140	\$ 4,824.00	\$ 4,824.00	8/31/11	SAN FRANCISCO	CA	94124
3611	11141	\$ 4,806.00	\$ 4,806.00	8/2/11	SAN JOSE	CA	95135
3612	11142	\$ 4,806.00	\$ 4,806.00	8/2/11	AN JOSE	CA	95135
3613	11151	\$ 4,776.00	\$ 4,776.00	6/29/11	Pleasanton	CA	94588
3614	11153	\$ 4,752.00	\$ 4,752.00	6/30/11	Salinas	CA	93905
3615	11155	\$ 4,749.00	\$ 4,749.00	7/13/11	SAN JOSE	CA	95127
3616	11156	\$ 4,749.00	\$ 4,749.00	7/13/11	SAN JOSE	CA	95127
3617	11157	\$ 4,746.00	\$ 4,746.00	9/23/11	LAKE FOREST	CA	92630
3618	11161	\$ 4,657.00	\$ 4,657.00	8/18/11	San Francisco	CA	94103-4151
3619	11165	\$ 4,801.00	\$ 4,801.00	6/27/11	SAN JOSE	CA	95111
3620	11166	\$ 4,713.00	\$ 4,713.00	7/1/11	UNION CITY	CA	94587
3621	11168	\$ 4,787.00	\$ 4,787.00	7/22/11	SAN FRANCISCO	CA	94124
3622	11172	\$ 4,656.00	\$ 4,656.00	7/5/11	SAN FRANCISCO	CA	94102
3623	11177	\$ 4,602.00	\$ 4,602.00	7/5/11	SAN FRANCISCO	CA	94112
3624	11178	\$ 4,596.00	\$ 4,596.00	7/14/11	SAN FRANCISCO	CA	94116
3625	11179	\$ 4,667.00	\$ 4,667.00	9/15/11	ELK GROVE	CA	95624
3626	11181	\$ 4,419.00	\$ 4,419.00	9/15/11	HERCULES	CA	94547
3627	11182	\$ 13,000.00	\$ 4,510.00	8/29/11	SAN JOSE	CA	95121
3628	11185	\$ 4,404.00	\$ 4,404.00	7/7/11	SAN JOSE	CA	95138
3629	11187	\$ 4,401.00	\$ 4,401.00	7/7/11	SAN JOSE	CA	95133
3630	11188	\$ 4,423.00	\$ 4,423.00	6/27/11	SAN JOSE	CA	95112
3631	11189	\$ 4,398.00	\$ 4,398.00	6/27/11	SAN JOSE	CA	95112
3632	11190	\$ 4,318.00	\$ 4,318.00	7/7/11	SAN FRANCISCO	CA	94112
3633	11191	\$ 4,398.00	\$ 4,398.00	7/12/11	Novato	CA	94949-4537
3634	11193	\$ 4,386.00	\$ 4,386.00	7/5/11	OAKLAND	CA	94606
3635	11194	\$ 4,300.00	\$ 4,300.00	6/30/11	UNION CITY	CA	94587
3636	11196	\$ 4,377.00	\$ 4,377.00	8/18/11	SAN JOSE	CA	95148
3637	11197	\$ 5,258.00	\$ 5,258.00	8/18/11	SAN JOSE	CA	95132
3638	11198	\$ 4,377.00	\$ 4,377.00	7/6/11	SAN FRANCISCO	CA	94134
3639	11199	\$ 4,365.00	\$ 4,365.00	7/6/11	SAN JOSE	CA	95111
3640	11203	\$ 4,353.00	\$ 4,353.00	7/14/11	HAYWARD	CA	94545
3641	11205	\$ 4,353.00	\$ 4,353.00	8/26/11	SAN FRANCISCO	CA	94110
3642	11206	\$ 5,431.00	\$ 5,431.00	6/29/11	SAN FRANCISCO	CA	94109
3643	11207	\$ 4,341.00	\$ 4,341.00	6/27/11	SAN JOSE	CA	95127
3644	11212	\$ 4,335.00	\$ 4,335.00	7/15/11	ELIZABETHTOWN	KY	42701
3645	11213	\$ 4,314.00	\$ 4,314.00	7/22/11	SAN FRANCISCO	CA	94118
3646	11217	\$ 4,284.00	\$ 4,284.00	7/5/11	SAN JOSE	CA	95129
3647	11218	\$ 4,284.00	\$ 4,284.00	7/5/11	SAN JOSE	CA	95129
3648	11219	\$ 4,284.00	\$ 4,284.00	8/11/11	MILPITAS	CA	95035
3649	11220	\$ 4,106.00	\$ 4,106.00	7/1/11	CONCORD	CA	94521
3650	11221	\$ 4,288.00	\$ 4,288.00	8/4/11	SAN FRANCISCO	CA	94102
3651	11223	\$ 6,241.00	\$ 6,241.00	6/30/11	LOS ALTOS	CA	94024
3652	11224	\$ 4,260.00	\$ 4,260.00	6/27/11	SAN FRANCISCO	CA	94132
3653	11225	\$ 4,260.00	\$ 4,260.00	12/15/12	SAN FRANCISCO	CA	94124
3654	11227	\$ 4,248.00	\$ 4,248.00	7/20/11	OAKLAND	CA	94619
3655	11229	\$ 4,206.00	\$ 4,206.00	7/19/11	San Jose	CA	95121
3656	11230	\$ 3,795.00	\$ 3,795.00	7/20/11	SAN JOSE	CA	95136
3657	11232	\$ 4,203.00	\$ 4,203.00	6/27/11	WESTMINSTER	CA	92683
3658	11233	\$ 4,201.00	\$ 4,201.00	6/27/11	SAN JOSE	CA	95121

CMAA Claims Register

	A	B	C	D	E	F	G
1	Member Number	AMOUNT CLAIMED	AMOUNT ALLOWED	Claim Receipt Date	City	State	Zip
3659	11234	\$ 4,201.00	\$ 4,201.00	6/27/11	SAN JOSE	CA	95121
3660	11236	\$ 4,149.00	\$ 4,149.00	6/27/11	SAN JOSE	CA	95131
3661	11238	\$ 4,131.00	\$ 4,131.00	6/27/11	UNION CITY	CA	94587
3662	11239	\$ 4,131.00	\$ 4,131.00	6/27/11	UNION CITY	CA	94587
3663	11240	\$ 4,051.00	\$ 4,051.00	8/1/11	SAN JOSE	CA	95148
3664	11241	\$ 4,101.00	\$ 4,101.00	7/11/11	SAN JOSE	CA	95121
3665	11242	\$ 4,101.00	\$ 4,101.00	7/11/11	SAN JOSE	CA	95121
3666	11244	\$ 4,098.00	\$ 4,098.00	6/30/11	SAN FRANCISCO	CA	94112
3667	11245	\$ 4,154.00	\$ 4,154.00	6/29/11	SAN FRANCISCO	CA	94112
3668	11246	\$ 3,994.00	\$ 3,994.00	6/29/11	SAN FRANCISCO	CA	94112
3669	11248	\$ 4,071.00	\$ 4,071.00	6/30/11	OAKLAND	CA	94606
3670	11256	\$ 3,940.00	\$ 3,940.00	8/19/11	ANTIOCH	CA	94531
3671	11260	\$ 3,993.00	\$ 3,993.00	6/30/11	SAN JOSE	CA	95122
3672	11262	\$ 3,904.00	\$ 3,904.00	6/27/11	SAN JOSE	CA	95122
3673	11263	\$ 3,984.00	\$ 3,984.00	7/6/11	SAN JOSE	CA	95116
3674	11264	\$ 3,969.00	\$ 3,969.00	6/28/11	MILPITAS	CA	95035
3675	11266	\$ 3,960.00	\$ 3,960.00	6/29/11	SAN FRANCISCO	CA	94132
3676	11268	\$ 3,948.00	\$ 3,948.00	8/22/11	FREMONT	CA	94538
3677	11269	\$ 3,998.00	\$ 3,998.00	8/22/11	FREMONT	CA	94538
3678	11270	\$ 3,948.00	\$ 3,948.00	7/6/11	CONCORD	CA	94519
3679	11271	\$ 3,945.00	\$ 3,945.00	7/13/11	FOLSOM	CA	95763
3680	11274	\$ 3,906.00	\$ 3,906.00	7/5/11	ALAMEDA	CA	94501
3681	11275	\$ 3,906.00	\$ 3,906.00	7/12/11	SAN JOSE	CA	95132
3682	11279	\$ 3,711.00	\$ 3,711.00	7/8/11	LOS GATOS	CA	95032
3683	11282	\$ 3,711.00	\$ 3,711.00	7/5/11	STOCKTON	CA	95212
3684	11284	\$ 3,699.00	\$ 3,699.00	6/29/11	FOSTER CITY	CA	94404
3685	11285	\$ 3,699.00	\$ 3,699.00	6/29/11	SUNNYVALE	CA	94086
3686	11289	\$ 3,687.00	\$ 3,687.00	7/7/11	SAN JOSE	CA	95133
3687	11290	\$ 3,678.00	\$ 3,678.00	7/12/11	SAN JOSE	CA	95132
3688	11292	\$ 3,651.00	\$ 3,651.00	7/6/11	SAN JOSE	CA	95148
3689	11295	\$ 3,639.00	\$ 3,639.00	7/5/11	SAN JOSE	CA	95121
3690	11300	\$ 3,630.00	\$ 3,630.00	7/21/11	SAN JOSE	CA	95130
3691	11301	\$ 3,613.00	\$ 3,613.00	7/14/11	SAN JOSE	CA	95121
3692	11302	\$ 3,613.00	\$ 3,613.00	7/14/11	SAN JOSE	CA	95121
3693	11306	\$ 3,576.00	\$ 3,576.00	6/29/11	SAN FRANCISCO	CA	94112
3694	11309	\$ 3,573.00	\$ 3,573.00	8/18/11	HAYWARD	CA	94541
3695	11310	\$ 3,573.00	\$ 3,573.00	8/18/11	HAYWARD	CA	94541
3696	11311	\$ 3,561.00	\$ 3,561.00	7/5/11	UNION CITY	CA	94587
3697	11312	\$ 3,561.00	\$ 3,561.00	7/5/11	UNION CITY	CA	94587
3698	11313	\$ 3,540.00	\$ 3,540.00	7/13/11	SAN JOSE	CA	95136
3699	11314	\$ 3,540.00	\$ 3,540.00	7/13/11	SAN JOSE	CA	95136
3700	11315	\$ 3,279.00	\$ 3,279.00	7/6/11	SAN FRANCISCO	CA	94112
3701	11322	\$ 3,394.00	\$ 3,394.00	6/27/11	SAN JOSE	CA	95112
3702	11323	\$ 3,382.00	\$ 3,382.00	6/27/11	SAN FRANCISCO	CA	94133
3703	11326	\$ 3,361.00	\$ 3,361.00	6/30/11	SAN JOSE	CA	95131
3704	11328	\$ 3,319.00	\$ 3,319.00	7/6/11	SAN FRANCISCO	CA	94112
3705	11331	\$ 3,366.00	\$ 3,366.00	7/18/11	SAN JOSE	CA	95133
3706	11334	\$ 3,351.00	\$ 3,351.00	6/27/11	SAN JOSE	CA	95135
3707	11335	\$ 3,351.00	\$ 3,351.00	6/29/11	FREMONT	CA	94539
3708	11341	\$ 3,285.00	\$ 3,285.00	8/4/11	SAN JOSE	CA	95148
3709	11346	\$ 3,240.00	\$ 3,240.00	7/6/11	SAN FRANCISCO	CA	94115
3710	11347	\$ 3,231.00	\$ 3,231.00	7/6/11	SAN JOSE	CA	95121
3711	11351	\$ 3,207.00	\$ 3,207.00	6/27/11	SAN FRANCISCO	CA	94124

CMAA Claims Register

	A	B	C	D	E	F	G
1	Member Number	AMOUNT CLAIMED	AMOUNT ALLOWED	Claim Receipt Date	City	State	Zip
3712	11355	\$ 3,171.00	\$ 3,171.00	7/11/11	SAN FRANCISCO	CA	94134
3713	11356	\$ 3,171.00	\$ 3,171.00	7/11/11	SAN FRANCISCO	CA	94134
3714	11357	\$ 3,147.00	\$ 3,147.00	7/1/11	SAN FRANCISCO	CA	94124
3715	11360	\$ 3,033.00	\$ 3,033.00	6/27/11	SAN JOSE	CA	95133
3716	11361	\$ 3,033.00	\$ 3,033.00	7/12/11	SAN JOSE	CA	95126
3717	11362	\$ 3,033.00	\$ 3,033.00	8/15/11	SAN JOSE	CA	95111
3718	11365	\$ 3,033.00	\$ 3,033.00	9/30/11	SAN JOSE	CA	95122
3719	11366	\$ 3,033.00	\$ 3,033.00	9/30/11	SAN JOSE	CA	95122
3720	11367	\$ 3,033.00	\$ 3,033.00	7/6/11	SAN JOSE	CA	95122
3721	11368	\$ 3,027.00	\$ 3,027.00	7/11/11	DALY CITY	CA	94014
3722	11371	\$ 3,043.00	\$ 3,043.00	6/27/11	SAN JOSE	CA	95132
3723	11374	\$ 3,015.00	\$ 3,015.00	7/11/11	SAN JOSE	CA	95148
3724	11375	\$ 2,964.00	\$ 2,964.00	6/27/11	SAN JOSE	CA	95111
3725	11376	\$ 2,955.00	\$ 2,955.00	9/15/11	SANTA CLARA	CA	95054
3726	11379	\$ 2,940.00	\$ 2,940.00	7/5/11	SAN JOSE	CA	95121
3727	11380	\$ 3,251.00	\$ 3,251.00	7/13/11	SAN JOSE	CA	95121
3728	11381	\$ 2,937.00	\$ 2,937.00	7/7/11	SAN JOSE	CA	95148
3729	11383	\$ 2,907.00	\$ 2,907.00	8/2/11	SAN JOSE	CA	95148
3730	11385	\$ 2,904.00	\$ 2,904.00	7/6/11	SAN JOSE	CA	95122
3731	11387	\$ 2,898.00	\$ 2,898.00	6/29/11	UNION CITY	CA	94587
3732	11388	\$ 2,898.00	\$ 2,898.00	6/29/11	UNION CITY	CA	94587
3733	11390	\$ 2,874.00	\$ 2,874.00	7/5/11	SAN JOSE	CA	95121
3734	11391	\$ 2,874.00	\$ 2,874.00	7/5/11	SAN JOSE	CA	95121
3735	11393	\$ 2,841.00	\$ 2,841.00	6/29/11	UNION CITY	CA	94587
3736	11394	\$ 2,841.00	\$ 2,841.00	6/29/11	SAN JOSE	CA	95122
3737	11396	\$ 2,832.00	\$ 2,832.00	6/29/11	SAN JOSE	CA	95131
3738	11403	\$ 2,781.00	\$ 2,781.00	6/29/11	ALAMEDA	CA	94501
3739	11405	\$ 2,721.00	\$ 2,721.00	7/5/11	SAN JOSE	CA	95131
3740	11406	\$ 2,715.00	\$ 2,715.00	7/1/11	OAKLAND	CA	94621
3741	11407	\$ 2,697.00	\$ 2,697.00	7/14/11	SACRAMENTO	CA	95831
3742	11409	\$ 2,655.00	\$ 2,655.00	6/27/11	SACRAMENTO	CA	95823
3743	11410	\$ 2,655.00	\$ 2,655.00	6/27/11	SACRAMENTO	CA	95823
3744	11412	\$ 2,774.00	\$ 2,774.00	7/14/11	San Jose	CA	95125
3745	11413	\$ 2,607.00	\$ 2,607.00	7/7/11	SAN JOSE	CA	95121
3746	11423	\$ 1,955.00	\$ 1,955.00	6/29/11	SAN JOSE	CA	95136
3747	11425	\$ 1,943.00	\$ 1,943.00	6/29/11	SAN JOSE	CA	95136
3748	11428	\$ 2,277.00	\$ 2,277.00	7/5/11	SAN FRANCISCO	CA	94118
3749	11429	\$ 2,265.00	\$ 2,265.00	8/3/11	LAS VEGAS	NV	89148
3750	11430	\$ 2,265.00	\$ 2,265.00	8/3/11	LAS VEGAS	NV	89148
3751	11431	\$ 2,265.00	\$ 2,265.00	7/11/11	UNION CITY	CA	94587
3752	11434	\$ 2,259.00	\$ 2,259.00	7/15/11	Redwood City	CA	94063
3753	11435	\$ 2,247.00	\$ 2,247.00	8/1/11	OAKLAND	CA	94607
3754	11436		\$ 2,226.00	9/23/11	Union City	CA	94587
3755	11438	\$ 2,220.00	\$ 2,220.00	7/6/11	SAN JOSE	CA	95129
3756	11440	\$ 2,136.00	\$ 2,136.00	7/8/11	PITTSBURG	CA	94565
3757	11441	\$ 2,130.00	\$ 2,130.00	7/29/11	RICHMONT	CA	94804
3758	11447	\$ 2,088.00	\$ 2,088.00	6/27/11	SAN FRANCISCO	CA	94134
3759	11448	\$ 2,076.00	\$ 2,076.00	7/11/11	Stockton	CA	95212
3760	11454	\$ 2,129.00	\$ 2,129.00	7/7/11	SAN JOSE	CA	95111
3761	11458	\$ 2,028.00	\$ 2,028.00	6/29/11	SAN FRANCISCO	CA	94121
3762	11460	\$ 2,010.00	\$ 2,010.00	7/5/11	ALHAMBRA	CA	91801
3763	11466	\$ 1,989.00	\$ 1,989.00	6/29/11	SACRAMENTO	CA	95823
3764	11468	\$ 1,821.00	\$ 1,821.00	6/29/11	SAN FRANCISCO	CA	94116

CMAA Claims Register

	A	B	C	D	E	F	G
1	Member Number	AMOUNT CLAIMED	AMOUNT ALLOWED	Claim Receipt Date	City	State	Zip
3765	11469	\$ 1,649.00	\$ 1,649.00	7/5/11	SAN JOSE	CA	95121
3766	11472	\$ 1,989.00	\$ 1,989.00	7/26/11	SAN JOSE	CA	95121
3767	11473	\$ 1,989.00	\$ 1,989.00	7/26/11	SAN JOSE	CA	95121
3768	11475	\$ 1,959.00	\$ 1,959.00	7/5/11	SAN PABLO	CA	94806
3769	11477	\$ 1,950.00	\$ 1,950.00	7/1/11	SAN FRANCISCO	CA	94112
3770	11478	\$ 1,929.00	\$ 1,929.00	6/29/11	OAKLAND	CA	94607
3771	11481	\$ 1,846.00	\$ 1,846.00	6/30/11	SAN BRUNO	CA	94066
3772	11482	\$ 1,846.00	\$ 1,846.00	6/30/11	SAN BRUNO	CA	94066
3773	11484	\$ 1,926.00	\$ 1,926.00	7/12/11	ELK GROVE	CA	95624
3774	11490	\$ 1,890.00	\$ 1,890.00	8/2/11	SAN FRANCISCO	CA	94109
3775	11491	\$ 1,890.00	\$ 1,890.00	8/2/11	SAN FRANCISCO	CA	94109
3776	11492	\$ 1,884.00	\$ 1,884.00	7/13/11	OAKLAND	CA	94601
3777	11495	\$ 1,869.00	\$ 1,869.00	6/29/11	MILPITUS	CA	95035
3778	11498	\$ 1,854.00	\$ 1,854.00	8/23/11	OKLA CITY	OK	73127
3779	11499	\$ 1,854.00	\$ 1,854.00	8/23/11	OKLA CITY	OK	73127
3780	11500	\$ 1,774.00	\$ 1,774.00	11/15/12	SAN JOSE	CA	95123
3781	11504	\$ 1,803.00	\$ 1,803.00	9/7/11	SAN JOSE	CA	95148
3782	11505	\$ 1,803.00	\$ 1,803.00	9/7/11	SAN JOSE	CA	95148
3783	11506	\$ 1,788.00	\$ 1,788.00	6/29/11	SAN JOSE	CA	95148
3784	11507	\$ 1,788.00	\$ 1,788.00	9/15/11	HAYWARD	CA	94544
3785	11509	\$ 1,376.00	\$ 1,376.00	7/15/11	San Jose	CA	95127
3786	11510	\$ 1,496.00	\$ 1,496.00	7/18/11	San Jose	CA	95127
3787	11511	\$ 1,707.00	\$ 1,707.00	7/12/11	SAN JOSE	CA	95133
3788	11512	\$ 1,534.00	\$ 1,534.00	9/23/11	SAN JOSE	CA	95148
3789	11513	\$ 1,614.00	\$ 1,614.00	6/30/11	SAN JOSE	CA	95131
3790	11514	\$ 1,614.00	\$ 1,614.00	6/30/11	SAN JOSE	CA	95131
3791	11519	\$ 1,605.00	\$ 1,605.00	8/3/11	SAN JOSE	CA	95132
3792	11521	\$ 1,525.00	\$ 1,525.00	7/1/11	SAN FRANCISCO	CA	94107
3793	11522	\$ 1,525.00	\$ 1,525.00	7/1/11	SAN FRANCISCO	CA	94170
3794	11530	\$ 1,485.00	\$ 1,485.00	7/8/11	MILPITAS	CA	95035
3795	11532	\$ 1,227.00	\$ 1,227.00	7/8/11	SAN JOSE	CA	95148
3796	11533	\$ 1,470.00	\$ 1,470.00	7/1/11	SAN JOSE	CA	95131
3797	11537	\$ 1,575.00	\$ 1,575.00	7/20/11	SAN JOSE	CA	95132
3798	11540	\$ 1,134.00	\$ 1,134.00	7/1/11	SAN FRANCISCO	CA	94122
3799	11542	\$ 1,059.00	\$ 1,059.00	7/1/11	OAKLAND	CA	94601
3800	11543	\$ 8,062.00	\$ 913.00	7/13/11	SACRAMENTOCO	CA	95824
3801	11545	\$ 1,014.00	\$ 1,014.00	7/15/11	SAN LEANDRO	CA	94578
3802	11546	\$ 1,008.00	\$ 1,008.00	7/13/11	SAN JOSE	CA	95122
3803	11549	\$ 712.00	\$ 712.00	6/29/11	SAN JOSE	CA	95135
3804	11550	\$ 723.00	\$ 723.00	6/29/11	SAN FRANCISCO	CA	94121
3805	11552	\$ 717.00	\$ 717.00	7/13/11	MARINA	CA	93933
3806	11554	\$ 672.00	\$ 672.00	7/13/11	STOCKTON	CA	95212
3807	11555	\$ 672.00	\$ 672.00	7/13/11	STOCKTON	CA	95212
3808	11559	\$ 537.00	\$ 537.00	9/12/11	SAN JOSE	CA	95111
3809	11560	\$ 446.00	\$ 446.00	7/28/11	OAKLAND	CA	94606
3810	11561	\$ 366.00	\$ 366.00	7/11/11	ELK GROVE	CA	95757
3811	11562	\$ 350.00	\$ 350.00	7/20/11	STOCKTON	CA	95212
3812	11563	\$ 350.00	\$ 350.00	7/20/11	STOCKTON	CA	95212
3813	11564	\$ 350.00	\$ 350.00	7/20/11	STOCKTON	CA	95212
3814	11565	\$ 350.00	\$ 350.00	6/30/11	SAN FRANCISCO	CA	94112
3815	11566	\$ 350.00	\$ 350.00	6/30/11	SAN FRANCISCA	CA	94112
3816	11567	\$ 266.00	\$ 266.00	7/22/11	SEASIDE	CA	93955
3817	11568	\$ 266.00	\$ 266.00	8/2/11	SAN JOSE	CA	95148

CMAA Claims Register

	A	B	C	D	E	F	G
1	Member Number	AMOUNT CLAIMED	AMOUNT ALLOWED	Claim Receipt Date	City	State	Zip
3818	11569	\$ 266.00	\$ 266.00	8/2/11	SAN JOSE	CA	95148
3819	11571	\$ 266.00	\$ 266.00	6/30/11	SAN JOSE	CA	95111
3820	11572	\$ 266.00	\$ 266.00	7/7/11	SAN FRANCISCO	CA	94124
3821	11573	\$ 266.00	\$ 266.00	7/7/11	SAN FRANCISCO	CA	94124
3822	11576	\$ 266.00	\$ 266.00	6/30/11	SAN JOSE	CA	95129
3823	11577	\$ 258.00	\$ 258.00	6/27/11	SAN JOSE	CA	95148
3824	11582	\$ 106.00	\$ 106.00	7/15/11	DALY CITY	CA	94015
3825	TOTAL	\$ 22,163,465.62	\$ 19,383,511.62				