



---

---

---

---

---

---

---

---

# Preliminary Report

Bill Lockyer, Attorney General  
California Department of Justice  
Division of Criminal Justice Information Services


## **CRIME 2002** In Selected California Jurisdictions **JANUARY THROUGH JUNE**

This report compares preliminary crime counts for the first six months of 2002 with counts for the same period in 2001 for jurisdictions with populations of 100,000 or more. It is estimated that the 78 jurisdictions which meet this criterion account for approximately 65 percent of the crimes reported in the state. Four agencies were unable to meet the cutoff date for 2002 data submission. Available data for these agencies are shown on the following table but not included in totals used in the narrative.

Jurisdictions are grouped into three categories:

- Police Departments, which provide law enforcement services for incorporated cities;
- Sheriff's Departments, which provide law enforcement services to unincorporated areas within the county; and
- Contract Cities, which are incorporated cities that contract for law enforcement services (usually with a sheriff's department) rather than maintain their own police force.

Data used in this report are preliminary counts and subject to change. Crime counts are not adjusted by population. Statewide adjusted data (rates) are included in the annual *Crime and Delinquency in California* publication.



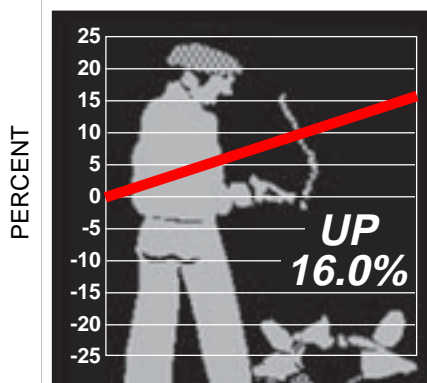
**CALIFORNIA CRIME INDEX**

**CALIFORNIA CRIME INDEX** offenses are homicide, forcible rape, robbery, aggravated assault, burglary, and motor vehicle theft. During the first six months of 2002, the number of reported offenses increased 7.5 percent when compared to the same period in 2001.

### **HIGHLIGHTS**

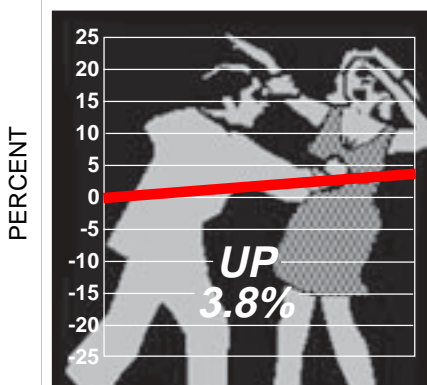
- The California Crime Index increased 7.5 percent in number.
- The number of violent crimes increased 3.3 percent.
- The number of property crimes increased 9.8 percent.

# CALIFORNIA CRIME INDEX



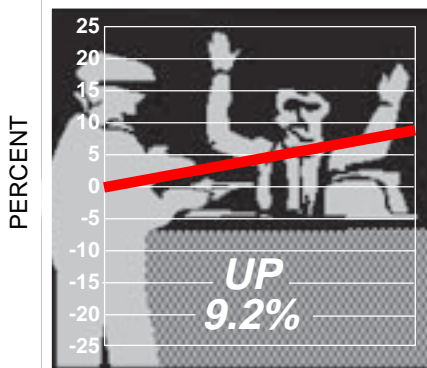
**HOMICIDE** - *The willful (nonnegligent) killing of one human being by another. Murder and nonnegligent manslaughter comprise this category.*

The number of homicides reported for the first six months of 2002 increased 16.0 percent compared to the same period in 2001.



**FORCIBLE RAPE** - *The carnal knowledge of a female forcibly and against her will. Assaults or attempts to commit rape by force or threat of force are included.*

Reported forcible rapes increased 3.8 percent in number for the first half of 2002 compared to the same period in 2001.

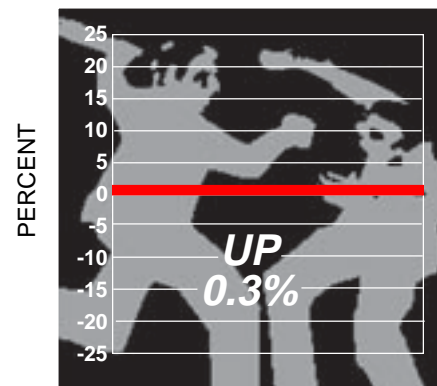


**ROBBERY** - *The taking or attempting to take anything of value from the care, custody, or control of a person or persons by force or threat of force or violence and/or by putting the victim in fear.*

In the first six months of 2002, reported robberies increased 9.2 percent in number compared to the same period in 2001.

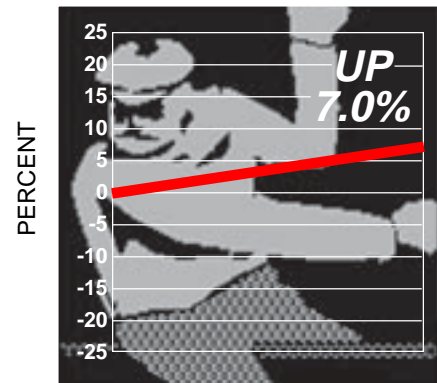
**AGGRAVATED ASSAULT** - *The unlawful attack by one person upon another for the purpose of inflicting severe or aggravated bodily injury. This type of assault is usually accompanied by the use of a weapon or by means likely to produce death or great bodily harm.*

The number of aggravated assaults reported in the first six months of 2002 increased 0.3 percent compared to the same period in 2001.



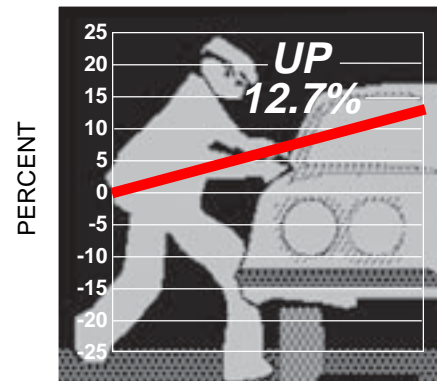
**BURGLARY** - *The unlawful entry of a structure to commit a felony or a theft. Attempted burglary is included.*

In the first six months of 2002, the number of reported burglaries increased 7.0 percent compared to the same period in 2001.



**MOTOR VEHICLE THEFT** - *The theft or attempted theft of a motor vehicle.*

There was a 12.7 percent increase in the number of motor vehicle thefts reported in the first six months of 2002, compared to the same period in 2001.



**Data Table**  
**CJSC Home Page**  
**CJSC Publications**  
**AG Home Page**