



Bill Lockyer, Attorney General
California Department of Justice
Division of California Justice Information Services
Bureau of Criminal Information and Analysis
CRIMINAL JUSTICE STATISTICS CENTER

Preliminary Report

CRIME in 2005 January through June

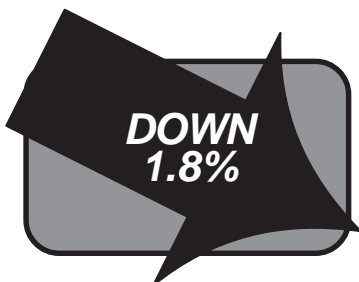
This report compares preliminary crime counts for January through June 2005 with final counts for the same period in 2004 for California law enforcement jurisdictions serving populations of 100,000 or more. The 81 jurisdictions which met this criterion in 2004 and 2005 account for approximately 65 percent of the crimes reported in the state.

Law enforcement jurisdictions are grouped into three categories:

- Police departments (provide law enforcement services to cities).
- Sheriff's departments (provide law enforcement services to unincorporated areas¹ within counties).
- Contract cities (cities that contract for law enforcement services, usually with a sheriff's department, rather than maintain their own police force).


The 2005 crime data used in this report are preliminary and are subject to change. It should also be noted that crime rates are not used in this report, but are included in the annual *Crime in California* publication.

Facts at a Glance



The **VIOLENT CRIME** category includes the offenses of homicide, forcible rape, robbery, and aggravated assault.


From January through June 2005, the number of reported violent crimes decreased 1.8 percent when compared to the same period in 2004. Homicide, forcible rape, and aggravated assault decreased, while robbery increased.



The **PROPERTY CRIME** category includes the offenses of burglary, motor vehicle theft, and larceny-theft over \$400.

From January through June 2005, the number of reported property crimes increased 2.9 percent when compared to the same period in 2004. All three property crime categories increased (burglary, larceny-theft over \$400, and motor vehicle theft).

¹An unincorporated area of a county is any area not within a city limit.




HOMICIDE - The willful (nonnegligent) killing of one human being by another. Homicide includes murder and nonnegligent manslaughter.

The number of homicides reported during the first six months of 2005 decreased 0.3 percent when compared to the same period in 2004.




FORCIBLE RAPE - The carnal knowledge of a female forcibly and against her will. Assaults or attempts to commit rape by force or threat of force are included.

Reported forcible rapes decreased 3.1 percent in number during the first six months of 2005 when compared to the same period in 2004.




ROBBERY - The taking or attempting to take anything of value from the care, custody, or control of a person or persons by force or threat of force or violence and/or by putting the victim in fear.

During the first six months of 2005, reported robberies increased 0.2 percent in number when compared to the same period in 2004.




AGGRAVATED ASSAULT - The unlawful attack or attempted attack by one person upon another for the purpose of inflicting severe or aggravated bodily injury. This type of assault is usually accompanied by the use of a weapon or by means likely to produce death or great bodily harm.

The number of aggravated assaults reported during the first six months of 2005 decreased 2.7 percent when compared to the same period in 2004.



BURGLARY - The unlawful entry of a structure to commit a felony or theft. Attempted burglary is included.

During the first six months of 2005, the number of reported burglaries increased 1.1 percent when compared to the same period in 2004.



MOTOR VEHICLE THEFT - The theft or attempted theft of a motor vehicle.

There was a 6.3 percent increase in the number of motor vehicle thefts reported during the first six months of 2005 when compared to the same period in 2004.



LARCENY-THEFT (\$400 AND OVER) - The unlawful taking, carrying, leading, or riding away of property from the possession or constructive possession of another. (In 2003, larceny-theft over \$400 was included in the property crime category to give a more representative depiction of crime in California.)

The number of larceny-thefts over \$400 increased 0.8 percent during the first six months of 2005 when compared to the same period in 2004.