

CONCEALABLE FIREARMS CHARGES IN CALIFORNIA

FISCAL YEAR
2000/2001

CONTENTS 

- Analysis of 12025
- Analysis of 12031
- Data Tables
- Appendix



Bill Lockyer, Attorney General
California Department of Justice
Division of Criminal Justice Information Services
Bureau of Criminal Information and Analysis
CRIMINAL JUSTICE STATISTICS CENTER

[CJSC Home Page](#)

[CJSC Publications](#)

[AG Home Page](#)



Concealable Firearms Charges in California

FISCAL YEAR 2000/2001

Bill Lockyer, Attorney General
California Department of Justice
Division of Criminal Justice Information Services
Bureau of Criminal Information and Analysis
CRIMINAL JUSTICE STATISTICS CENTER

An electronic version of this report and other reports are available from the California Attorney General's website:
<http://caag.state.ca.us>



**CONCEALABLE
FIREARMS
CHARGES
IN CALIFORNIA**

FISCAL YEAR
2000/2001

CALIFORNIA DEPARTMENT OF JUSTICE

Bill Lockyer, Attorney General

DIVISION OF CRIMINAL JUSTICE INFORMATION SERVICES

Nick Dedier, Director

BUREAU OF CRIMINAL INFORMATION AND ANALYSIS

Doug Smith, Chief

Mike Acosta, Assistant Chief

CRIMINAL JUSTICE STATISTICS CENTER

Steve Galeria, Program Manager

STATISTICAL ANALYSIS CENTER

Leonard Marowitz, Research Manager

Acknowledgements

Laura Towse, Analyst

Marie Herbert, Analyst

Rebecca Bowe, Graphics/Internet

Penny Miles, Technician

Debra Callahand, Technician

Corwin Potter, Technician

The role of the Criminal Justice Statistics Center is to:

- Collect, analyze, and report statistical data which provide valid measures of crime and the criminal justice process;
- Examine these data on an ongoing basis to better describe crime and the criminal justice system;
- Promote the responsible presentation and use of crime statistics.

CONTENTS

INTRODUCTION	2
METHODOLOGY	3
INITIAL FINDINGS	3
ANALYSIS OF PC 12025	7
Offense Level	7
Gender	8
Race/Ethnic Group	10
Age Group	12
Additional Charges	14
ANALYSIS OF PC 12031	21
Offense Level	21
Gender	22
Race/Ethnic Group	24
Age Group	26
Additional Charges	28
TABLES	
Penal Code Section 12025/12031 Charges	
1 Level and Rate per 100,000 Population at Risk by Gender, Race/Ethnic Group and Age Group	34
2 County by Firearms Offense and Level	36
3 Additional Offenses by Firearms Offense and Level	38
Penal Code Section 12025 Felony Charges	
4 County by Race/Ethnic Group and Gender	40
5 County by Age Group and Gender	42
Penal Code Section 12025 Misdemeanor Charges	
6 County by Race/Ethnic Group and Gender	44
7 County by Age Group and Gender	46
Penal Code Section 12031 Felony Charges	
8 County by Race/Ethnic Group and Gender	48
9 County by Age Group and Gender	50
Penal Code Section 12031 Misdemeanor Charges	
10 County by Race/Ethnic Group and Gender	52
11 County by Age Group and Gender	54
At Risk Population Estimates	
12 Race/Ethnic Group and Age Group by Gender	56
APPENDIX	59
Data Characteristics and Known Limitations	59
Offense Codes	60
Criminal Justice Glossary	62

INTRODUCTION

Prior to January 1, 2000, existing law generally provided that carrying a concealed or loaded firearm was punishable as a misdemeanor and, under certain circumstances, a felony. However, the Legislature determined that carrying a concealed or loaded firearm without being registered with the Department of Justice (DOJ) is a serious crime and should be treated as such. Assembly Bill (AB) 491 (Scott, 1999) amended both PC Sections 12025 (carrying a concealed firearm) and 12031 (carrying a loaded firearm) to increase the number of circumstances when the offense could be charged as a felony. The following additional circumstances make possession of a concealable or loaded firearm punishable as a felony:

- When a person has both the firearm and unexpended ammunition in their immediate possession and the person is not listed with the DOJ as the registered owner of the firearm (PC 12025).
- When a person carries a loaded firearm on his/her person or in a vehicle on any public street and the person is not listed with the DOJ as the registered owner of the firearm (PC 12031).

AB 491 also amended PC 12025 and 12031 to require each district attorney to report specified information to the Attorney General about individuals charged with carrying a concealed or loaded firearm. The specified information is to include the race, ethnicity, age, and gender of any person charged with a felony or misdemeanor under either PC 12025 or 12031 and any other offense charged in the same complaint or indictment. In addition, the Attorney General is required to compile these data and submit an annual report to the Legislature.

The first report, as required by AB 491, covered the period of January 1 through June 30, 2000. This report covers Fiscal Year (FY) 2001, July 1, 2000 through June 30, 2001.

METHODOLOGY

The Department of Justice developed the *Concealable Weapons Statistical System* to meet the data collection and reporting requirements of AB 491. Data collection began after all district attorneys were notified of the reporting requirement by the DOJ. District attorneys submit the information in electronic and manual formats.

The data analysis in this report is limited to a descriptive narrative text, tables, and charts. In the fifth year of this report (FY 2003/04), statistical data from multiple years will provide a basis for trend analysis about individuals charged with a felony or a misdemeanor under either PC 12025 or 12031.

INITIAL FINDINGS

The following information describes some of the most salient points about all individuals charged under PC Sections 12025 and 12031 from July 1, 2000 through June 30, 2001:

- 50.4 percent were charged with a felony, and 49.6 percent were charged with a misdemeanor.
- 95.0 percent of those charged were male.
- 70.0 percent were charged with an additional offense(s) in the same complaint or indictment.
- 77.2 percent of the additional offenses were felonies.

More detailed information is provided in the body of this report about the number of individuals charged under either PC Section 12025 or 12031. This information is displayed by the level of the offense, gender, race/ethnic group, age group, and additional charges.

ANALYSIS 

ANALYSIS OF PC 12025

Violations for Carrying a
Concealed Firearm

ANALYSIS 

- Preface
- Analysis of 12031
- Data Tables
- Appendix

PC SECTION 12025 CHARGES
 Number and Percent of Total by Level of Offense

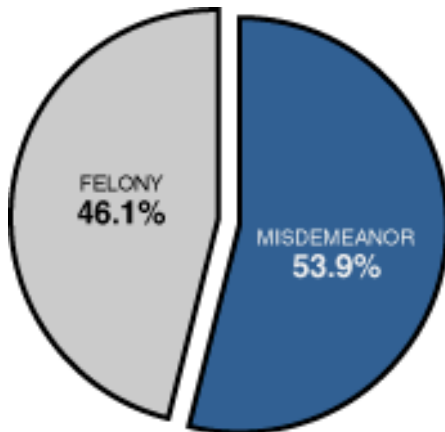
Offense level	Number	Percent
Total	3,347	100.0
Felony	1,542	46.1
Misdemeanor	1,805	53.9

Source: Table 1.

The following types of filing (felony/ misdemeanor) are referred to as the offense level throughout this report:

- A felony is a crime which is punishable by death or by imprisonment in the state prison.
- A misdemeanor is a crime punishable by imprisonment in a county jail for up to one year.

PC 12025 CHARGES
 By Level of Offense



Of the 3,347 individuals charged with PC 12025:

- Felony charges accounted for 46.1 percent (1,542).
- Misdemeanor charges accounted for 53.9 percent (1,805).

GENDER

Of the 3,347 PC 12025 charges:

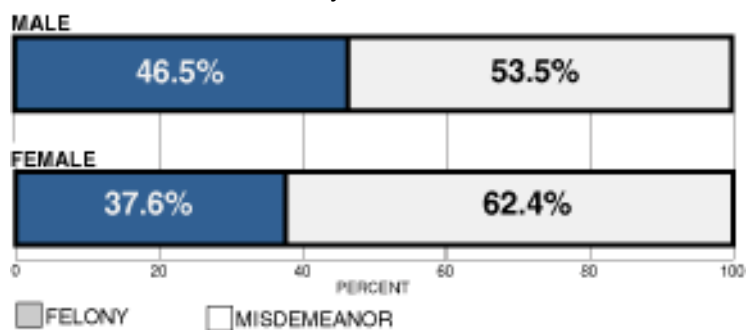
- Males were charged with more misdemeanors (53.5 percent) than felonies (46.5 percent).
- Females were charged with more misdemeanors (62.4 percent) than felonies (37.6 percent).

PC SECTION 12025 CHARGES
Offense Level by Gender

Gender	Total		Felony		Misdemeanor	
	Number	Percent	Number	Percent	Number	Percent
Total	3,347		1,542		1,805	
Male	3,174	100.0	1,477	46.5	1,697	53.5
Female	173	100.0	65	37.6	108	62.4

Source: Table 1.

PC 12025 CHARGES
Gender by Level of Offense



**PC SECTION 12025 CHARGES
Offense Level by Gender**

Gender	Total	Felony		Misdemeanor	
		Number	Percent	Number	Percent
Total.....	3,347	1,542	100.0	1,805	100.0
Male.....	3,174	1,477	95.8	1,697	94.0
Female.....	173	65	4.2	108	6.0

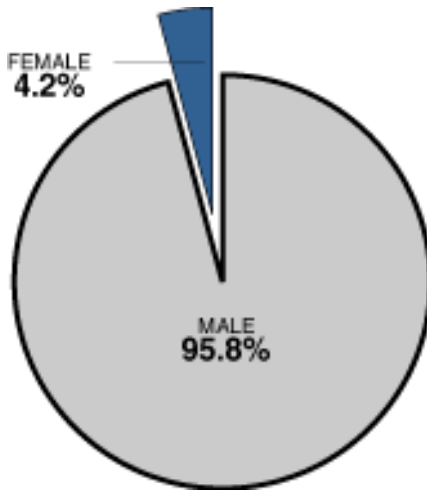
Of the 1,542 individuals charged with a felony under PC 12025:

- Males accounted for 95.8 percent (1,477).
- Females accounted for 4.2 percent (65).

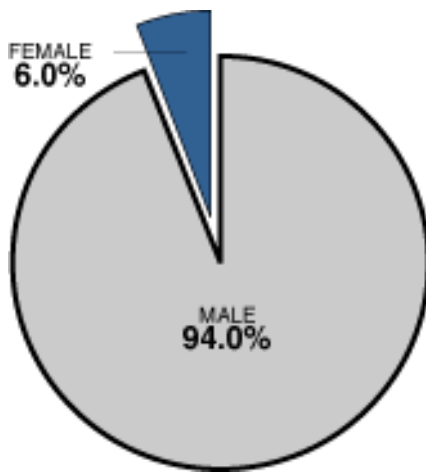
Of the 1,805 individuals charged with a misdemeanor under PC 12025:

- Males accounted for 94.0 percent (1,697).
- Females accounted for 6.0 percent (108).

**FELONY PC 12025 CHARGES
By Gender**



**MISDEMEANOR PC 12025 CHARGES
By Gender**



RACE/ETHNIC GROUP

Of the 3,347 PC 12025 charges:

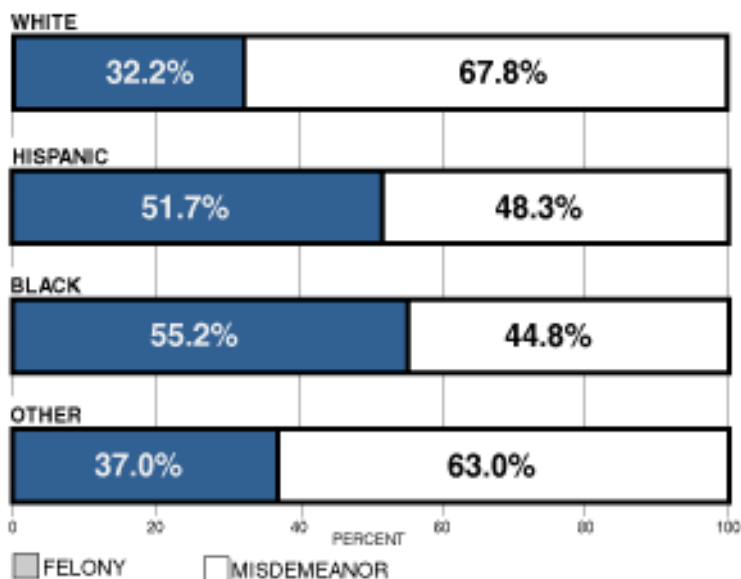
- Whites were charged with more misdemeanors (67.8 percent) than felonies (32.2 percent).
- Hispanics were charged with more felonies (51.7 percent) than misdemeanors (48.3 percent).
- Blacks were charged with more felonies (55.2 percent) than misdemeanors (44.8 percent).
- Others were charged with more misdemeanors (63.0 percent) than felonies (37.0 percent).

PC SECTION 12025 CHARGES
Offense Level by Race/Ethnic Group

Race/ ethnic group	Total		Felony		Misdemeanor	
	Number	Percent	Number	Percent	Number	Percent
Total	3,347		1,542		1,805	
White	926	100.0	298	32.2	628	67.8
Hispanic ...	1,421	100.0	735	51.7	686	48.3
Black	762	100.0	421	55.2	341	44.8
Other	238	100.0	88	37.0	150	63.0

Source: Table 1.

PC 12025 CHARGES
Race/Ethnic Group by Level of Offense



RACE/ETHNIC GROUP

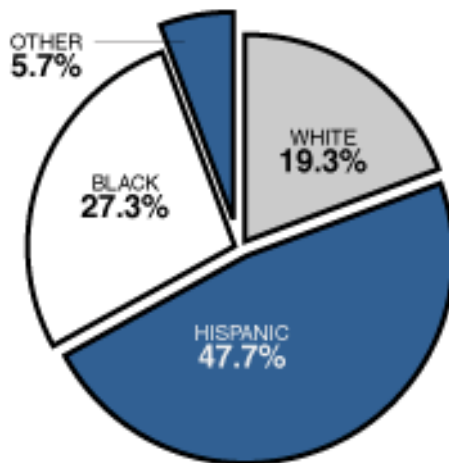
PC SECTION 12025 CHARGES
Offense Level by Race/Ethnic Group

Race/ethnic group	Total	Felony		Misdemeanor	
		Number	Percent	Number	Percent
Total.....	3,347	1,542	100.0	1,805	100.0
White	926	298	19.3	628	34.8
Hispanic	1,421	735	47.7	686	38.0
Black	762	421	27.3	341	18.9
Other	238	88	5.7	150	8.3

Of the 1,542 individuals charged with a felony under PC 12025:

- Whites accounted for 19.3 percent (298).
- Hispanics accounted for 47.7 percent (735).
- Blacks accounted for 27.3 percent (421).
- Others accounted for 5.7 percent (88).

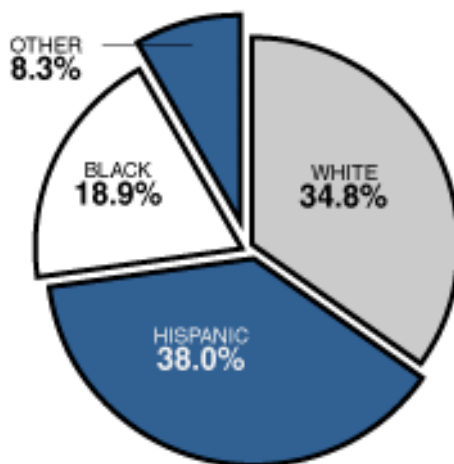
FELONY PC 12025 CHARGES
By Race/Ethnic Group



Of the 1,805 individuals charged with a misdemeanor under PC 12025:

- Whites accounted for 34.8 percent (628).
- Hispanics accounted for 38.0 percent (686).
- Blacks accounted for 18.9 percent (341).
- Others accounted for 8.3 percent (150).

MISDEMEANOR PC 12025 CHARGES
By Race/Ethnic Group



AGE GROUP

Of the 3,347 PC 12025 charges:

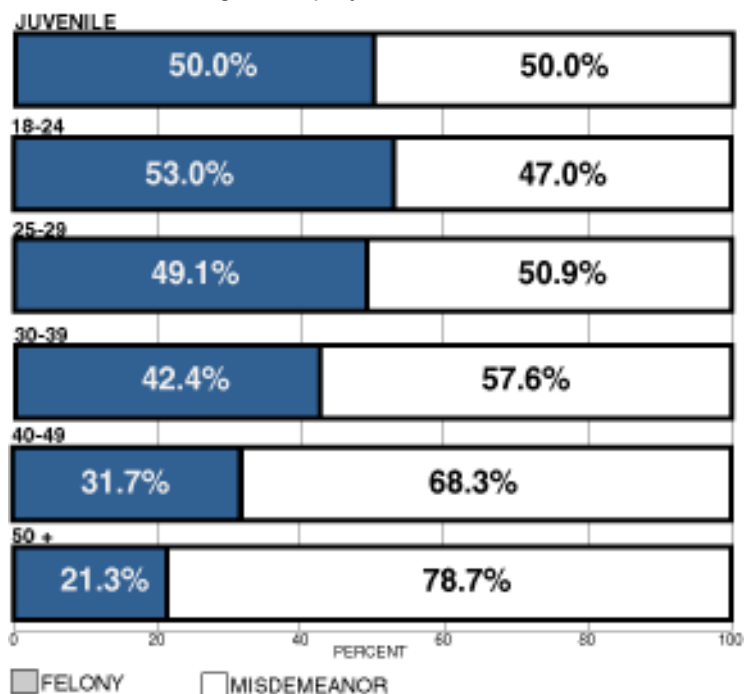
- Juveniles were charged with an equal number of felonies (50.0 percent) and misdemeanors (50.0 percent).
- 18-24 year olds were charged with more felonies (53.0 percent) than misdemeanors (47.0 percent).
- 25-29 year olds were charged with more misdemeanors (50.9 percent) than felonies (49.1 percent).
- 30-39 year olds were charged with more misdemeanors (57.6 percent) than felonies (42.4 percent).
- 40-49 year olds were charged with more misdemeanors (68.3 percent) than felonies (31.7 percent).
- 50+ year olds were charged with more misdemeanors (78.7 percent) than felonies (21.3 percent).

PC SECTION 12025 CHARGES
Offense Level by Age Group

Age group	Total		Felony		Misdemeanor	
	Number	Percent	Number	Percent	Number	Percent
Total.....	3,347		1,542		1,805	
Juvenile	54	100.0	27	50.0	27	50.0
18-24	1,544	100.0	818	53.0	726	47.0
25-29	560	100.0	275	49.1	285	50.9
30-39	632	100.0	268	42.4	364	57.6
40-49	341	100.0	108	31.7	233	68.3
50+	216	100.0	46	21.3	170	78.7

Source: Table 1.

PC 12025 CHARGES
Age Group by Level of Offense



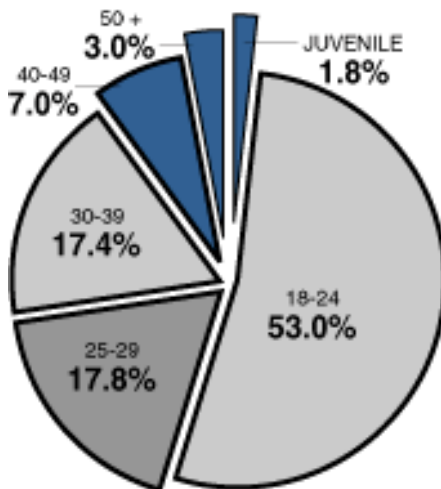
PC SECTION 12025 CHARGES
Offense Level by Age Group

Age group	Total	Felony		Misdemeanor	
		Number	Percent	Number	Percent
Total.....	3,347	1,543	100.0	1,805	100.0
Juvenile.....	54	27	1.8	27	1.5
18-24.....	1,544	818	53.0	726	40.2
25-29.....	560	275	17.8	285	15.8
30-39.....	632	268	17.4	364	20.2
40-49.....	341	108	7.0	233	12.9
50+.....	216	46	3.0	170	9.4

Of the 1,542 individuals charged with a felony under PC 12025:

- Juveniles accounted for 1.8 percent (27).
- 18-24 year olds accounted for 53.0 percent (818).
- 25-29 year olds accounted for 17.8 percent (275).
- 30-39 year olds accounted for 17.4 percent (268).
- 40-49 year olds accounted for 7.0 percent (108).
- 50+ year olds accounted for 3.0 percent (46).

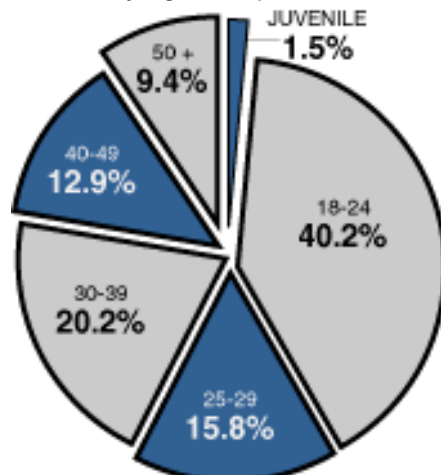
FELONY PC 12025 CHARGES
By Age Group



Of the 1,805 individuals charged with a misdemeanor under PC 12025:

- Juveniles accounted for 1.5 percent (27).
- 18-24 year olds accounted for 40.2 percent (726).
- 25-29 year olds accounted for 15.8 percent (285).
- 30-39 year olds accounted for 20.2 percent (364).
- 40-49 year olds accounted for 12.9 percent (233).
- 50+ year olds accounted for 9.4 percent (170).

MISDEMEANOR PC 12025 CHARGES
By Age Group



ADDITIONAL CHARGES

"Additional charges" reflect the charges (up to three) in addition to the primary charge of PC 12025.

Of the 1,951 charges (in addition to felony PC 12025):

- Felonies account for 84.1 percent (1,641).
- Misdemeanors account for 15.9 percent (310).

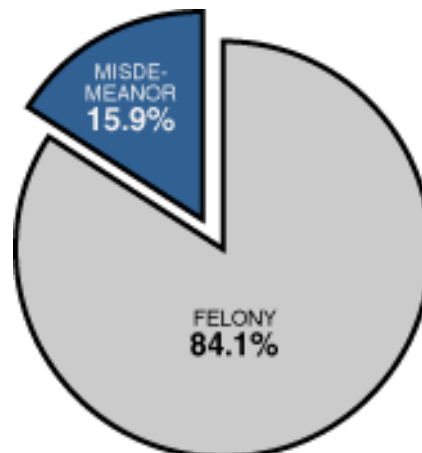
ADDITIONAL CHARGES
(In Addition to Felony PC 12025)
By Level and Type

Additional charges	Number	Percent of total	Percent of level
Total	1,951	100.0	-
Felonies	1,641	84.1	100.0
Violent offenses	228	11.7	13.9
Property offenses	154	7.9	9.4
Drug offenses	284	14.6	17.3
Weapons offenses	823	42.2	50.2
All other felonies	152	7.8	9.3
Misdemeanors	310	15.9	100.0
Assault and battery	48	2.5	15.5
Theft offenses	5	0.3	1.6
Drug offenses	49	2.5	15.8
Weapons offenses	127	6.5	41.0
All other misdemeanors	81	4.2	26.1

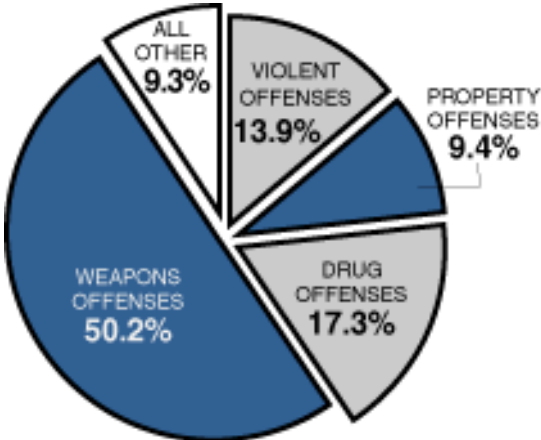
Source: Table 3.

Note: Percents may not add to 100.0 because of rounding.

ADDITIONAL CHARGES
(In Addition to Felony PC 12025)
By Level



ADDITIONAL FELONY CHARGES
(In Addition to Felony PC 12025)
By Type

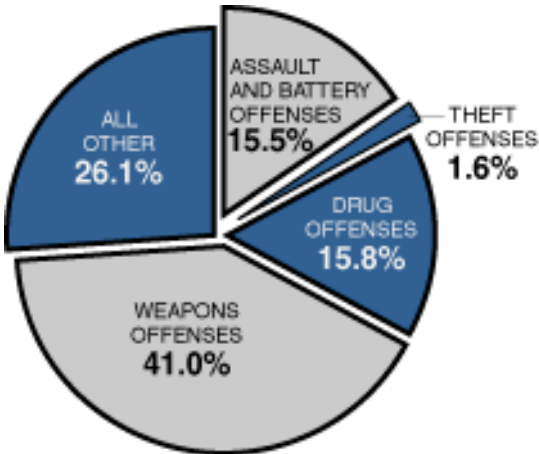


Note: Percents may not add to 100.0 because of rounding.

Of the 1,641 additional felonies:

- Violent offenses account for 13.9 percent (228).
- Property offenses account for 9.4 percent (154).
- Drug offenses account for 17.3 percent (284).
- Weapons offenses account for 50.2 percent (823).
- All other felony offenses account for 9.3 percent (152).

ADDITIONAL MISDEMEANOR CHARGES
(In Addition to Felony PC 12025)
By Type



Of the 310 additional misdemeanors:

- Assault and battery offenses account for 15.5 percent (48).
- Theft offenses account for 1.6 percent (5).
- Drug offenses account for 15.8 percent (49).
- Weapons offenses account for 41.0 percent (127).
- All other misdemeanor offenses account for 26.1 percent (81).

ADDITIONAL CHARGES

"Additional charges" reflect the charges (up to three) in addition to the primary charge of PC 12025.

Of the 1,867 charges (in addition to misdemeanor PC 12025):

- Felonies account for 64.4 percent (1,203).
- Misdemeanors account for 35.6 percent (664).

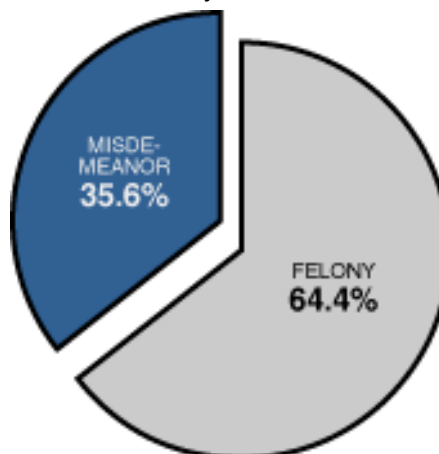
ADDITIONAL CHARGES
(In Addition to Misdemeanor PC 12025)
By Level and Type

Additional charges	Number	Percent of total	Percent of level
Total	1,867	100.0	-
Felonies	1,203	64.4	100.0
Violent offenses	143	7.7	11.9
Property offenses	107	5.7	8.9
Drug offenses	229	12.3	19.0
Weapons offenses	492	26.4	40.9
All other felonies	232	12.4	19.3
Misdemeanors	664	35.6	100.0
Assault and battery	96	5.1	14.5
Theft offenses	6	0.3	0.9
Drug offenses	139	7.4	20.9
Weapons offenses	213	11.4	32.1
All other misdemeanors	210	11.2	31.6

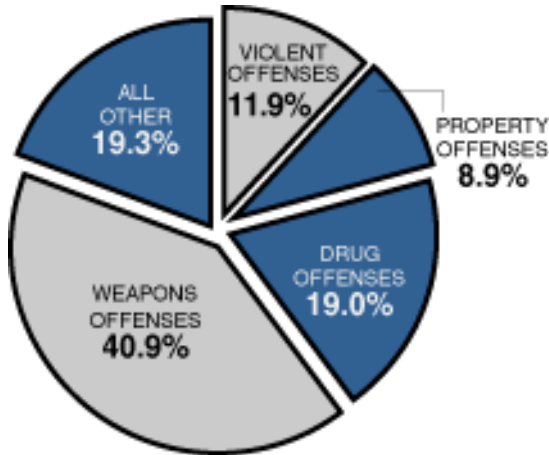
Source: Table 3.

Note: Percents may not add to 100.0 because of rounding.

ADDITIONAL CHARGES
(In Addition to Misdemeanor PC 12025)
By Level



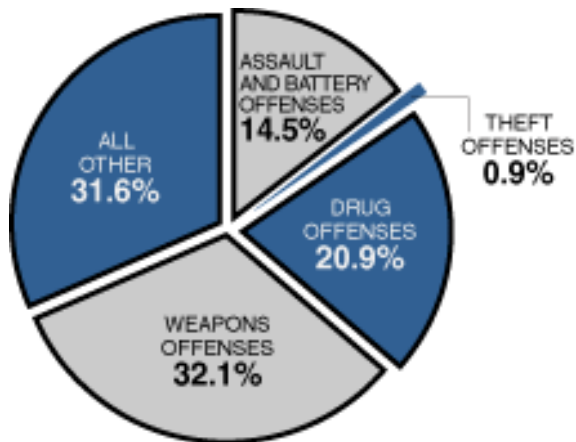
ADDITIONAL FELONY CHARGES
(In Addition to Misdemeanor PC 12025)
By Type



Of the 1,203 additional felonies:

- Violent offenses account for 11.9 percent (143).
- Property offenses account for 8.9 percent (107).
- Drug offenses account for 19.0 percent (229).
- Weapons offenses account for 40.9 percent (492).
- All other felony offenses account for 19.3 percent (232).

ADDITIONAL MISDEMEANOR CHARGES
(In Addition to Misdemeanor PC 12025)
By Type



Of the 664 additional misdemeanors:

- Assault and battery offenses account for 14.5 percent (96).
- Theft offenses account for 0.9 percent (6).
- Drug offenses account for 20.9 percent (139).
- Weapons offenses account for 32.1 percent (213).
- All other misdemeanor offenses account for 31.6 percent (210).

ANALYSIS OF 12031 

ANALYSIS OF PC 12031

Violations for Carrying a
Loaded Firearm

ANALYSIS 

- **Preface**
- **Analysis of 12025**
- **Data Tables**
- **Appendix**

[CJSC Home Page](#)

[CJSC Publications](#)

[AG Home Page](#)

PC SECTION 12031 CHARGES
 Number and Percent of Total by Level of Offense

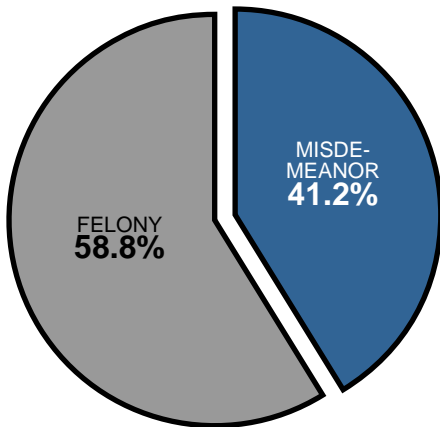
Offense level	Number	Percent
Total	1,722	100.0
Felony	1,012	58.8
Misdemeanor	710	41.2

Source: Table 1.

The following types of filing (felony/ misdemeanor) are referred to as the offense level throughout this report:

- A felony is a crime which is punishable by death or by imprisonment in state prison.
- A misdemeanor is a crime punishable by imprisonment in a county jail for up to one year.

PC 12031 CHARGES
 By Level of Offense



Of the 1,722 individuals charged with PC 12031:

- Felony charges accounted for 58.8 percent (1,012).
- Misdemeanor charges accounted for 41.2 percent (710).

GENDER

Of the 1,722 PC 12031 charges:

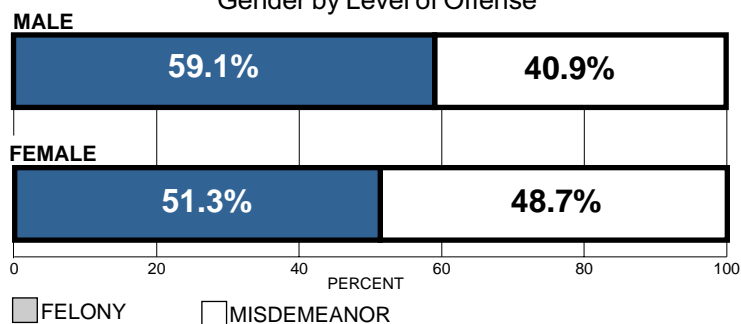
- Males were charged with more felonies (59.1 percent) than misdemeanors (40.9 percent).
- Females were charged with more felonies (51.3 percent) than misdemeanors (48.7 percent).

PC SECTION 12031 CHARGES
Offense Level by Gender

Gender	Total		Felony		Misdemeanor	
	Number	Percent	Number	Percent	Number	Percent
Total	1,722		1,012		710	
Male	1,644	100.0	972	59.1	672	40.9
Female	78	100.0	40	51.3	38	48.7

Source: Table 1.

PC 12031 CHARGES
Gender by Level of Offense



**PC SECTION 12025 CHARGES
Offense Level by Gender**

Gender	Total	Felony		Misdemeanor	
		Number	Percent	Number	Percent
Total.....	1,722	1,012	100.0	710	100.0
Male.....	1,644	972	96.0	672	94.6
Female.....	78	40	4.0	38	5.4

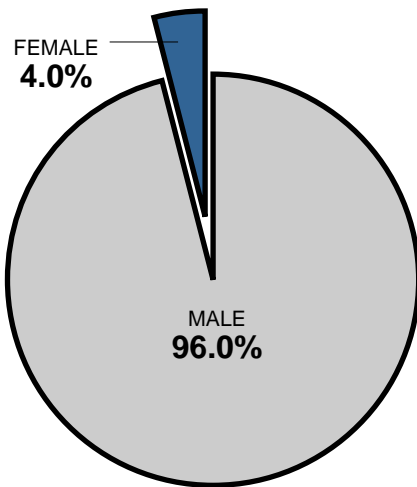
Of the 1,012 individuals charged with a felony under PC 12031:

- Males accounted for 96.0 percent (972).
- Females accounted for 4.0 percent (40).

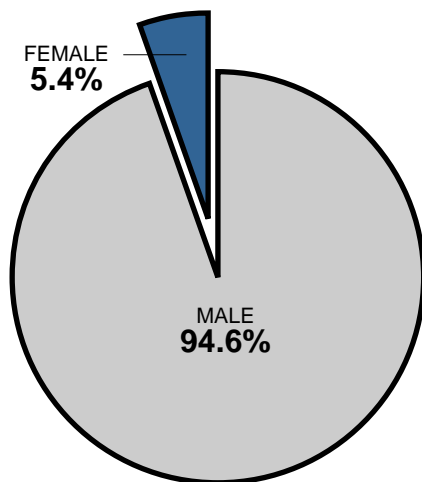
Of the 710 individuals charged with a misdemeanor under PC 12031:

- Males accounted for 94.6 percent (672).
- Females accounted for 5.4 percent (38).

**FELONY PC 12031 CHARGES
By Gender**



**MISDEMEANOR PC 12031 CHARGES
By Gender**



RACE/ETHNIC GROUP

Of the 1,722 PC 12031 charges:

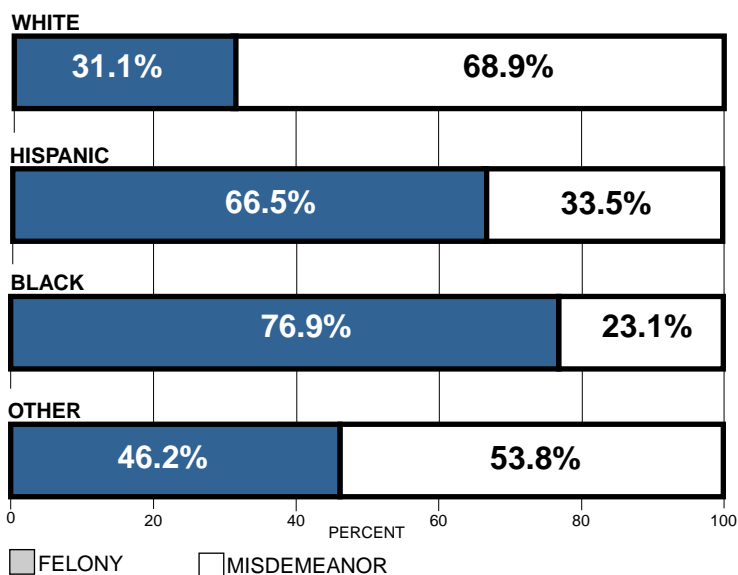
- Whites were charged with more misdemeanors (68.9 percent) than felonies (31.1 percent).
- Hispanics were charged with more felonies (66.5 percent) than misdemeanors (33.5 percent).
- Blacks were charged with more felonies (76.9 percent) than misdemeanors (23.1 percent).
- Others were charged with more misdemeanors (53.8 percent) than felonies (46.2 percent).

PC SECTION 12031 CHARGES
Offense Level by Race/Ethnic Group

Race/ ethnic group	Total		Felony		Misdemeanor	
	Number	Percent	Number	Percent	Number	Percent
Total	1,722		1,012		710	
White	438	100.0	136	31.1	302	68.9
Hispanic ...	722	100.0	480	66.5	242	33.5
Black	445	100.0	342	76.9	103	23.1
Other	117	100.0	54	46.2	63	53.8

Source: Table 1.

PC 12031 CHARGES
Race/Ethnic Group by Level of Offense



PC SECTION 12031 CHARGES
Offense Level by Race/Ethnic Group

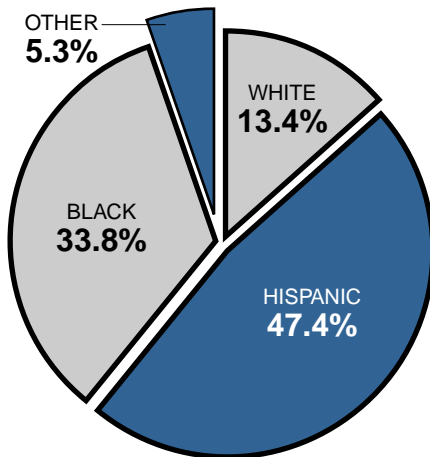
Race/ethnic group	Total	Felony		Misdemeanor	
		Number	Percent	Number	Percent
Total.....	1,722	1,012	100.0	710	100.0
White	438	136	13.4	302	42.5
Hispanic	722	480	47.4	242	34.1
Black	445	342	33.8	103	14.5
Other	117	54	5.3	63	8.9

Note: Percents may not add to 100.0 because of rounding.

Of the 1,012 individuals charged with a felony under PC 12031:

- Whites accounted for 13.4 percent (136).
- Hispanics accounted for 47.4 percent (480).
- Blacks accounted for 33.8 percent (342).
- Others accounted for 5.3 percent (54).

FELONY PC 12031 CHARGES
By Race/Ethnic Group

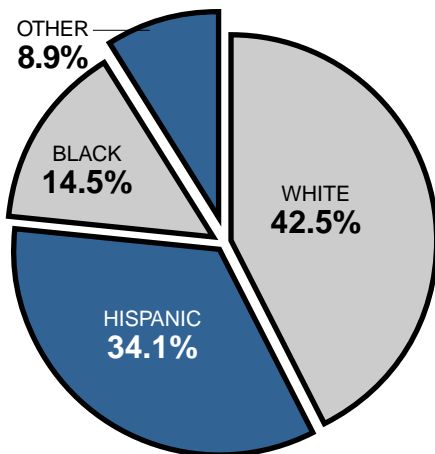


Note: Percents may not add to 100.0 because of rounding.

Of the 710 individuals charged with a misdemeanor under PC 12031:

- Whites accounted for 42.5 percent (302).
- Hispanics accounted for 34.1 percent (242).
- Blacks accounted for 14.5 percent (103).
- Others accounted for 8.9 percent (63).

MISDEMEANOR PC 12031 CHARGES
By Race/Ethnic Group



AGE GROUP

Of the 1,722 PC 12031 charges:

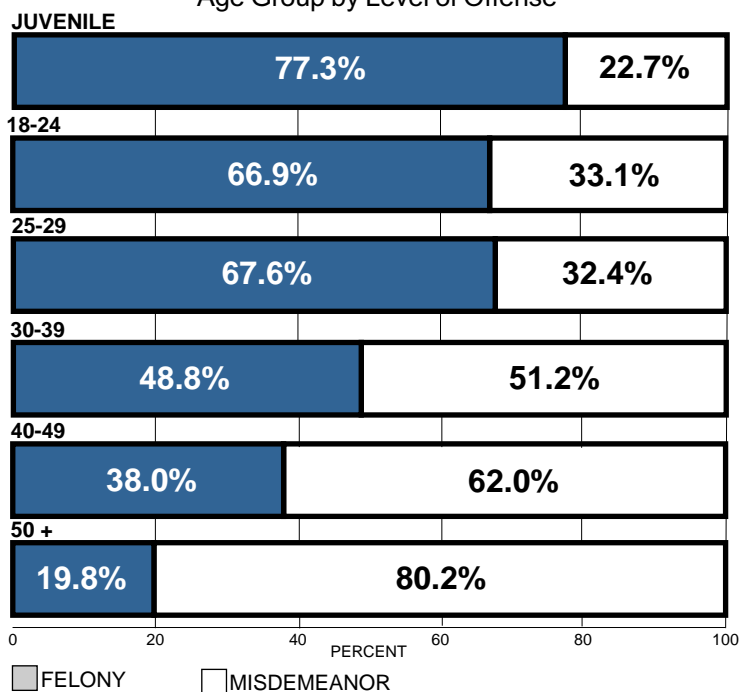
- Juveniles were charged with more felonies (77.3 percent) than misdemeanors (22.7 percent).
- 18-24 year olds were charged with more felonies (66.9 percent) than misdemeanors (33.1 percent).
- 25-29 year olds were charged with more felonies (67.6 percent) than misdemeanors (32.4 percent).
- 30-39 year olds were charged with more misdemeanors (51.2 percent) than felonies (48.8 percent).
- 40-49 year olds were charged with more misdemeanors (62.0 percent) than felonies (38.0 percent).
- 50+ year olds were charged with more misdemeanors (80.2 percent) than felonies (19.8 percent).

PC SECTION 12031 CHARGES
Offense Level by Age Group

Age group	Total		Felony		Misdemeanor	
	Number	Percent	Number	Percent	Number	Percent
Total	1,722		1,012		710	
Juvenile	44	100.0	34	77.3	10	22.7
18-24	815	100.0	545	66.9	270	33.1
25-29	306	100.0	207	67.6	99	32.4
30-39	295	100.0	144	48.8	151	51.2
40-49	166	100.0	63	38.0	103	62.0
50+	96	100.0	19	19.8	77	80.2

Source: Table 1.

PC 12031 CHARGES
Age Group by Level of Offense



**PC SECTION 12031 CHARGES
Offense Level by Age Group**

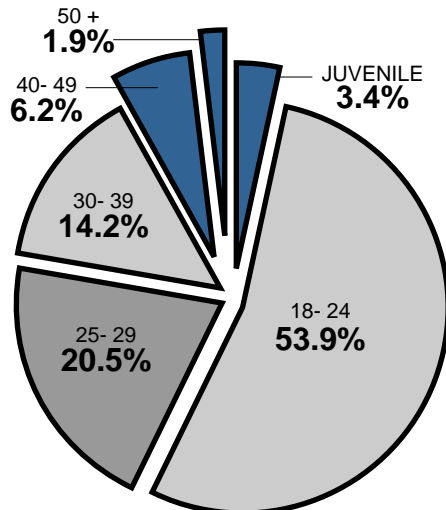
Age group	Total	Felony		Misdemeanor	
		Number	Percent	Number	Percent
Total.....	1,772	1,012	100.0	710	100.0
Juvenile	44	34	3.4	10	1.4
18-24	815	545	53.9	270	38.0
25-29	306	207	20.5	99	13.9
30-39	295	144	14.2	151	21.3
40-49	166	63	6.2	103	14.5
50+	96	19	1.9	77	10.8

Note: Percents may not add to 100.0 because of rounding.

Of the 1,012 individuals charged with a felony under PC 12031:

- Juveniles accounted for 3.4 percent (34).
- 18-24 year olds accounted for 53.9 percent (545).
- 25-29 year olds accounted for 20.5 percent (207).
- 30-39 year olds accounted for 14.2 percent (144).
- 40-49 year olds accounted for 6.2 percent (63).
- 50+ year olds accounted for 1.9 percent (19).

**FELONY PC 12031 CHARGES
By Age Group**

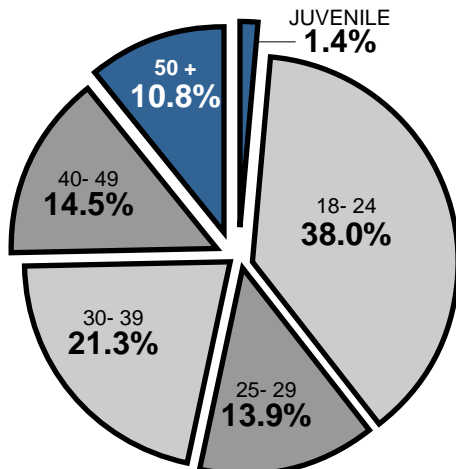


Note: Percents may not add to 100.0 because of rounding.

Of the 710 individuals charged with a misdemeanor under PC 12031:

- Juveniles accounted for 1.4 percent (10).
- 18-24 year olds accounted for 38.0 percent (270).
- 25-29 year olds accounted for 13.9 percent (99).
- 30-39 year olds accounted for 21.3 percent (151).
- 40-49 year olds accounted for 14.5 percent (103).
- 50+ year olds accounted for 10.8 percent (77).

**MISDEMEANOR PC 12031 CHARGES
By Age Group**



Note: Percents may not add to 100.0 because of rounding.

ADDITIONAL CHARGES

"Additional charges" reflect the charges (up to three) in addition to the primary charge of PC 12031.

Of the 1,236 charges (in addition to felony PC 12031):

- Felonies account for 89.6 percent (1,108).
- Misdemeanors account for 10.4 percent (128).

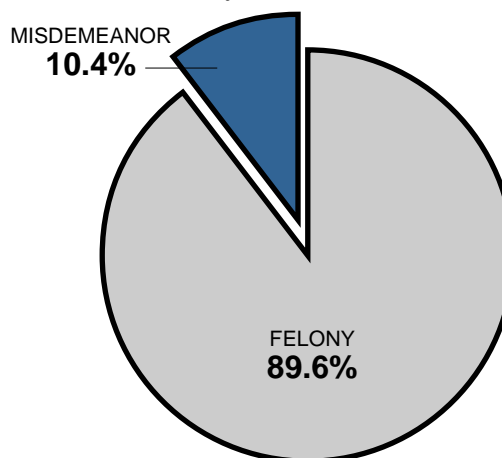
ADDITIONAL CHARGES
(In Addition to Felony PC 12031)
By Level and Type

Additional charges	Number	Percent of total	Percent of level
Total	1,236	100.0	-
Felonies	1,108	89.6	100.0
Violent offenses	221	17.9	19.9
Property offenses	110	8.9	9.9
Drug offenses	155	12.5	14.0
Weapons offenses	504	40.8	45.5
All other felonies	118	9.5	10.6
Misdemeanors	128	10.4	100.0
Assault and battery	30	2.4	23.4
Theft offenses	2	0.2	1.6
Drug offenses	22	1.8	17.2
Weapons offenses	33	2.7	25.8
All other misdemeanors	41	3.3	32.0

Source: Table 3.

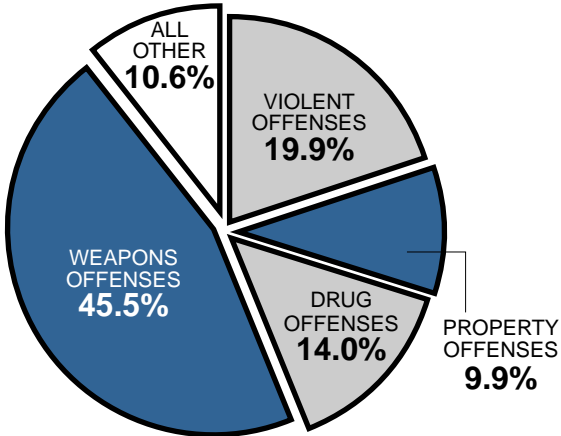
Note: Percents may not add to 100.0 because of rounding.

ADDITIONAL CHARGES
(In Addition to Felony PC 12031)
By Level



ADDITIONAL CHARGES

ADDITIONAL FELONY CHARGES
(In Addition to Felony PC 12031)
By Type

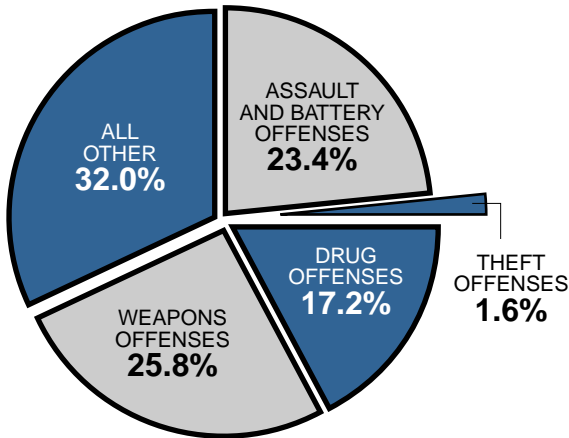


Note: Percents may not add to 100.0 because of rounding.

Of the 1,108 additional felonies:

- Violent offenses account for 19.9 percent (221).
- Property offenses account for 9.9 percent (110).
- Drug offenses account for 14.0 percent (155).
- Weapons offenses account for 45.5 percent (504).
- All other felony offenses account for 10.6 percent (118).

ADDITIONAL MISDEMEANOR CHARGES
(In Addition to Felony PC 12031)
By Type



Of the 128 additional misdemeanors:

- Assault and battery offenses account for 23.4 percent (30).
- Theft offenses account for 1.6 percent (2).
- Drug offenses account for 17.2 percent (22).
- Weapons offenses account for 25.8 percent (33).
- All other misdemeanor offenses account for 32.0 percent (41).

ADDITIONAL CHARGES

"Additional charges" reflect the charges (up to three) in addition to the primary charge of PC 12031.

Of the 753 charges (in addition to misdemeanor PC 12031):

- Felonies account for 70.7 percent (532).
- Misdemeanors account for 29.3 percent (221).

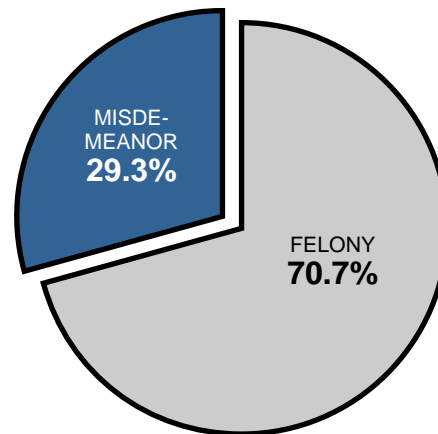
ADDITIONAL CHARGES
(In Addition to Misdemeanor PC 12031)
By Level and Type

Additional charges	Number	Percent of total	Percent of level
Total	753	100.0	-
Felonies	532	70.7	100.0
Violent offenses	78	10.4	14.7
Property offenses	60	8.0	11.3
Drug offenses	105	13.9	19.7
Weapons offenses	161	21.4	30.3
All other felonies	128	17.0	24.1
Misdemeanors	221	29.3	100.0
Assault and battery	49	6.5	22.2
Theft offenses	3	0.4	1.4
Drug offenses	54	7.2	24.4
Weapons offenses	23	3.1	10.4
All other misdemeanors	92	12.2	41.6

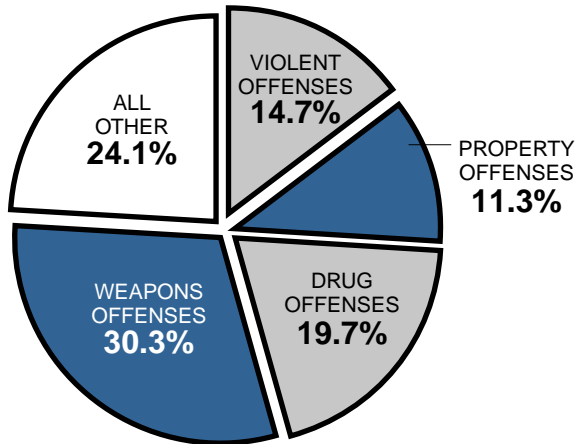
Source: Table 3.

Note: Percents may not add to 100.0 because of rounding.

ADDITIONAL CHARGES
(In Addition to Misdemeanor PC 12031)
By Level



ADDITIONAL FELONY CHARGES
(In Addition to Misdemeanor PC 12031)
By Type

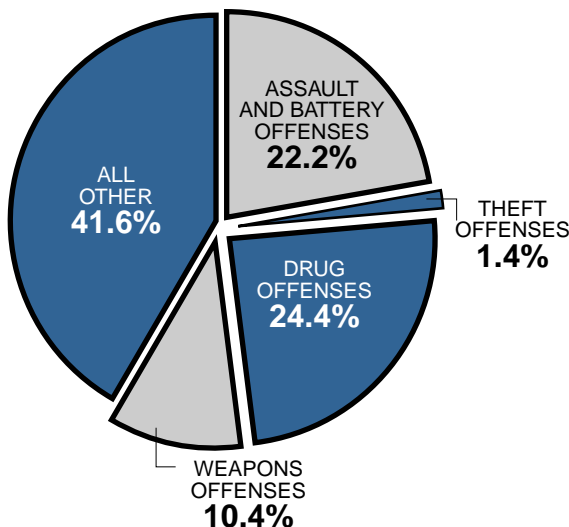


Note: Percents may not add to 100.0 because of rounding.

Of the 532 additional felonies:

- Violent offenses account for 14.7 percent (78).
- Property offenses account for 11.3 percent (60).
- Drug offenses account for 19.7 percent (105).
- Weapons offenses account for 30.3 percent (161).
- All other felony offenses account for 24.1 percent (128).

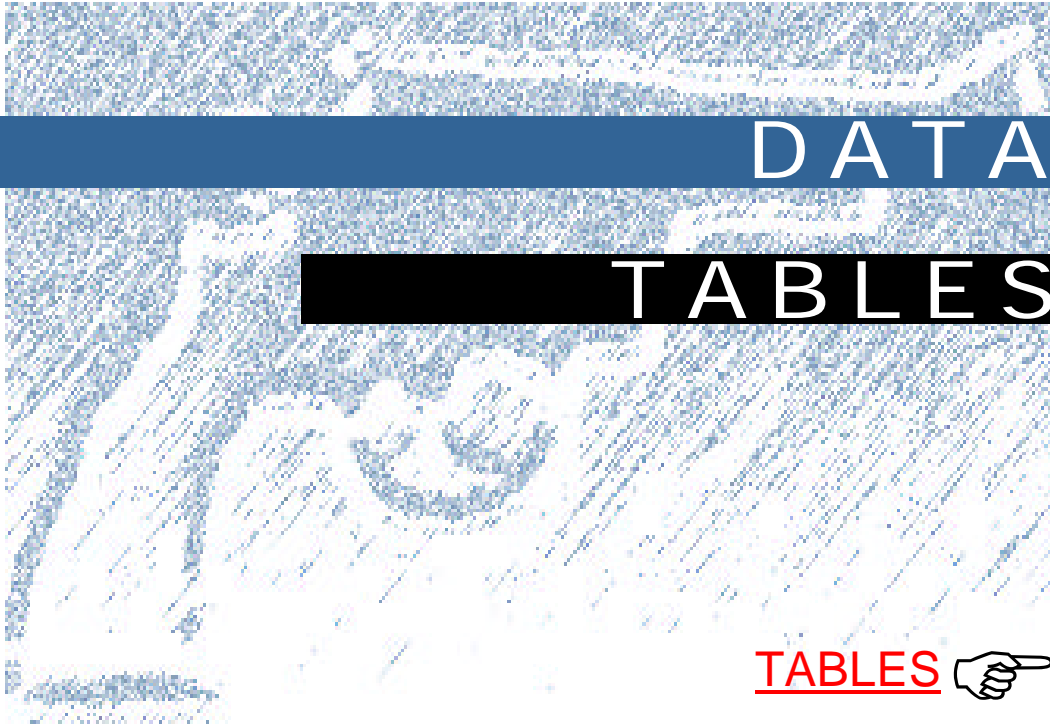
ADDITIONAL MISDEMEANOR CHARGES
(In Addition to Misdemeanor PC 12031)
By Type



Of the 221 additional misdemeanors:

- Assault and battery offenses account for 22.2 percent (49).
- Theft offenses account for 1.4 percent (3).
- Drug offenses account for 24.4 percent (54).
- Weapons offenses account for 10.4 percent (23).
- All other misdemeanor offenses account for 41.6 percent (92).

APPENDIX 



Preface
Analysis of 12025
Analysis of 12031
Appendix

[CJSC Home Page](#)

[CJSC Publications](#)

[AG Home Page](#)



Penal Code Section 12025/12031 Charges

- 1 Level and Rate per 100,000 Population at Risk by Gender, Race/Ethnic Group and Age Group
- 2 County by Firearms Offense and Level
- 3 Additional Offenses by Firearms Offense and Level

Penal Code Section 12025 Felony Charges

- 4 County by Race/Ethnic Group and Gender
- 5 County by Age Group and Gender

Penal Code Section 12025 Misdemeanor Charges

- 6 County by Race/Ethnic Group and Gender
- 7 County by Age Group and Gender

Penal Code Section 12031 Felony Charges

- 8 County by Race/Ethnic Group and Gender
- 9 County by Age Group and Gender

Penal Code Section 12031 Misdemeanor Charges

- 10 County by Race/Ethnic Group and Gender
- 11 County by Age Group and Gender

At Risk Population Estimates

- 12 Race/Ethnic Group and Age Group by Gender

Table 1
PENAL CODE SECTION 12025/12031 CHARGES, FISCAL YEAR 2000/2001
 Level and Rate per 100,000 Population at Risk by Gender, Race/Ethnic Group and Age Group

Race and age	Total		PC 12025				PC 12031			
	Number	Rate	Felony	Rate	Misdemeanor	Rate	Felony	Rate	Misdemeanor	Rate
Total	5,069	19.0	1,542	5.8	1,805	6.7	1,012	3.8	710	2.7
Juveniles	98	2.3	27	0.6	27	0.6	34	0.8	10	0.2
18-24	2,359	71.5	818	24.8	726	22.0	545	16.5	270	8.2
25-29	866	38.3	275	12.2	285	12.6	207	9.2	99	4.4
30-39	927	16.7	268	4.8	364	6.6	144	2.6	151	2.7
40-49	507	9.4	108	2.0	233	4.3	63	1.2	103	1.9
50+	312	5.1	46	0.8	170	2.8	19	0.3	77	1.3
Male	4,818	35.3	1,477	10.8	1,697	12.4	972	7.1	672	4.9
White	1,251	18.2	281	4.1	564	8.2	124	1.8	282	4.1
Juveniles ..	12	1.3	3	0.3	5	0.5	2	0.2	2	0.2
18-24	341	44.6	88	11.5	150	19.6	37	4.8	66	8.6
25-29	180	36.0	54	10.8	71	14.2	26	5.2	29	5.8
30-39	282	21.4	66	5.0	117	8.9	25	1.9	74	5.6
40-49	241	16.1	42	2.8	123	8.2	24	1.6	52	3.5
50+	195	10.4	28	1.5	98	5.2	10	0.5	59	3.1
Hispanic	2,089	50.0	715	17.1	670	16.0	470	11.2	234	5.6
Juveniles ..	60	7.4	17	2.1	11	1.4	29	3.6	3	0.4
18-24	1,181	198.8	443	74.6	326	54.9	294	49.5	118	19.9
25-29	373	86.3	128	29.6	114	26.4	92	21.3	39	9.0
30-39	332	31.7	99	9.5	148	14.1	44	4.2	41	3.9
40-49	105	14.5	19	2.6	47	6.5	11	1.5	28	3.9
50+	38	6.7	9	1.6	24	4.2	0	0.0	5	0.9
Black	1,147	124.8	401	43.6	323	35.1	327	35.6	96	10.4
Juveniles ..	13	8.1	2	1.2	6	3.7	2	1.2	3	1.9
18-24	594	430.1	213	154.2	168	121.6	164	118.7	49	35.5
25-29	220	245.3	76	84.7	56	62.4	74	82.5	14	15.6
30-39	204	108.4	75	39.8	50	26.6	63	33.5	16	8.5
40-49	77	44.9	29	16.9	22	12.8	19	11.1	7	4.1
50+	39	22.8	6	3.5	21	12.3	5	2.9	7	4.1
Other	331	19.9	80	4.8	140	8.4	51	3.1	60	3.6
Juveniles ..	10	3.8	3	1.1	5	1.9	1	0.4	1	0.4
18-24	158	70.6	44	19.7	52	23.3	37	16.5	25	11.2
25-29	52	31.7	8	4.9	27	16.5	7	4.3	10	6.1
30-39	48	13.9	12	3.5	21	6.1	3	0.9	12	3.5
40-49	42	12.9	11	3.4	22	6.8	1	0.3	8	2.5
50+	21	6.1	2	0.6	13	3.8	2	0.6	4	1.2

(continued)

Table 1 - continued
PENAL CODE SECTION 12025/12031 CHARGES, FISCAL YEAR 2000/2001
 Level and Rate per 100,000 Population at Risk by Gender, Race/Ethnic Group and Age Group

Race and age	Total		PC 12025				PC 12031			
	Number	Rate	Felony	Rate	Misdemeanor	Rate	Felony	Rate	Misdemeanor	Rate
Female	251	1.9	65	0.5	108	0.8	40	0.3	38	0.3
White	113	1.7	17	0.3	64	1.0	12	0.2	20	0.3
Juveniles ..	0	0.0	0	0.0	0	0.0	0	0.0	0	0.0
18-24	27	4.0	6	0.9	12	1.8	4	0.6	5	0.7
25-29	16	3.3	2	0.4	8	1.6	2	0.4	4	0.8
30-39	33	2.5	6	0.5	18	1.4	3	0.2	6	0.5
40-49	23	1.6	3	0.2	14	1.0	2	0.1	4	0.3
50+	14	0.7	0	0.0	12	0.6	1	0.1	1	0.1
Hispanic	54	1.5	20	0.5	16	0.4	10	0.3	8	0.2
Juveniles ..	2	0.3	1	0.1	0	0.0	0	0.0	1	0.1
18-24	30	5.7	13	2.5	9	1.7	5	0.9	3	0.6
25-29	10	2.6	3	0.8	3	0.8	3	0.8	1	0.3
30-39	7	0.8	2	0.2	3	0.4	1	0.1	1	0.1
40-49	3	0.5	0	0.0	0	0.0	1	0.2	2	0.3
50+	2	0.4	1	0.2	1	0.2	0	0.0	0	0.0
Black	60	6.6	20	2.2	18	2.0	15	1.7	7	0.8
Juveniles ..	1	0.7	1	0.7	0	0.0	0	0.0	0	0.0
18-24	21	18.0	10	8.6	6	5.1	2	1.7	3	2.6
25-29	10	12.7	1	1.3	6	7.6	2	2.5	1	1.3
30-39	16	8.5	6	3.2	4	2.1	5	2.7	1	0.5
40-49	10	5.5	2	1.1	1	0.5	5	2.7	2	1.1
50+	2	1.1	0	0.0	1	0.5	1	0.5	0	0.0
Other	24	1.5	8	0.5	10	0.6	3	0.2	3	0.2
Juveniles ..	0	0.0	0	0.0	0	0.0	0	0.0	0	0.0
18-24	7	3.4	1	0.5	3	1.5	2	1.0	1	0.5
25-29	5	3.2	3	1.9	0	0.0	1	0.6	1	0.6
30-39	5	1.5	2	0.6	3	0.9	0	0.0	0	0.0
40-49	6	1.8	2	0.6	4	1.2	0	0.0	0	0.0
50+	1	0.3	0	0.0	0	0.0	0	0.0	1	0.3

Notes: Rates are based on annual population estimates provided by the Demographic Research Unit, California Department of H
 Rates are based on the population at risk for the year. The population at risk is 10-69 years of age.

Table 2
PENAL CODE SECTION 12025/12031 CHARGES, FISCAL YEAR 2000/2001
 County by Firearms Offense and Level

County	Total	PC 12025		PC 12031	
		Felony	Misdemeanor	Felony	Misdemeanor
Total	5,069	1,542	1,805	1,012	710
Alameda	119	26	81	5	7
Alpine	2	0	1	0	1
Amador	6	2	0	1	3
Butte	29	9	9	5	6
Calaveras	4	0	2	0	2
Colusa	10	1	2	0	7
Contra Costa	189	31	92	36	30
Del Norte	9	1	5	0	3
El Dorado	3	0	2	1	0
Fresno	163	51	73	6	33
Glenn	5	1	4	0	0
Humboldt	32	2	15	6	9
Imperial	20	3	12	1	4
Inyo	0	0	0	0	0
Kern	230	17	108	78	27
Kings	33	10	7	16	0
Lake	17	7	6	0	4
Lassen	9	3	5	0	1
Los Angeles	1,728	640	479	482	127
Madera	38	15	10	2	11
Marin	23	13	2	6	2
Mariposa	2	0	2	0	0
Mendocino	30	4	13	6	7
Merced	43	14	15	6	8
Modoc	6	1	2	0	3
Mono	6	1	4	0	1
Monterey	93	27	36	15	15
Napa	5	2	2	0	1

(continued)

Table 2 - continued
PENAL CODE SECTION 12025/12031 CHARGES, FISCAL YEAR 2000/2001
 County by Firearms Offense and Level

County	Total	PC 12025		PC 12031	
		Felony	Misdemeanor	Felony	Misdemeanor
Nevada	14	5	5	2	2
Orange	336	117	92	73	54
Placer	29	2	13	3	11
Plumas	2	0	0	0	2
Riverside	193	75	104	1	13
Sacramento	116	61	40	6	9
San Benito	10	3	1	1	5
San Bernardino	192	55	45	46	46
San Diego	253	60	108	38	47
San Francisco	268	117	63	64	24
San Joaquin	56	8	38	1	9
San Luis Obispo	31	2	15	4	10
San Mateo	63	1	39	11	12
Santa Barbara	34	8	14	3	9
Santa Clara	142	36	65	14	27
Santa Cruz	18	7	6	1	4
Shasta	42	7	4	15	16
Sierra	3	2	0	0	1
Siskiyou	9	1	2	2	4
Solano	63	10	36	2	15
Sonoma	79	11	33	13	22
Stanislaus	33	16	3	9	5
Sutter	8	0	6	0	2
Tehama	16	6	3	4	3
Trinity	5	4	0	1	0
Tulare	97	29	41	9	18
Tuolumne	10	1	5	2	2
Ventura	57	6	25	9	17
Yolo	27	9	7	5	6
Yuba	9	2	3	1	3

Table 3
PENAL CODE SECTION 12025/12031 CHARGES, FISCAL YEAR 2000/2001
 Additional Offenses by Firearms Offense and Level

Additional Offenses	Total	PC 12025		PC 12031	
		Felony	Misdemeanor	Felony	Misdemeanor
Total	5,807	1,951	1,867	1,236	753
Felonies	4,484	1,641	1,203	1,108	532
Willful Homicide	51	18	6	26	1
Manslaughter Non-Vehicu	1	0	0	1	0
Manslaughter Vehicular ...	0	0	0	0	0
Forcible Rape	3	2	0	1	0
Robbery	83	37	15	27	4
Assault	525	168	119	165	73
Kidnapping	7	3	3	1	0
Burglary	70	15	24	22	9
Theft	278	111	65	67	35
Motor Vehicle Theft	63	25	11	18	9
Forgery, Checks, Access (20	3	7	3	7
Arson	0	0	0	0	0
Narcotics	130	62	26	26	16
Marijuana	118	35	48	24	11
Dangerous Drugs	512	181	153	102	76
Other Drug Law Violations	13	6	2	3	2
Lewd Or Lascivious	7	2	2	0	3
Other Sex Law Violations	4	1	3	0	0
Weapons	1,980	823	492	504	161
Drive Under the Influence	351	37	198	14	102
Hit-and-Run	4	3	1	0	0
Escape	1	1	0	0	0
Bookmaking	0	0	0	0	0
Other Felonies	263	108	28	104	23

(continued)

Table 3 - continued
PENAL CODE SECTION 12025/12031 CHARGES, FISCAL YEAR 2000/2001
 Additional Offenses by Firearms Offense and Level

Additional Offenses	Total	PC 12025		PC 12031	
		Felony	Misdemeanor	Felony	Misdemeanor
Misdemeanors	1,323	310	664	128	221
Manslaughter	0	0	0	0	0
Assault-Battery	223	48	96	30	49
Petty Theft	2	0	1	1	0
Other Theft	14	5	5	1	3
Checks, Access Cards	0	0	0	0	0
Marijuana	102	18	52	7	25
Other Drugs	162	31	87	15	29
Indecent Exposure	0	0	0	0	0
Annoying Children	0	0	0	0	0
Obscene Matter	0	0	0	0	0
Lewd Conduct	3	0	2	0	1
Prostitution	4	1	2	0	1
Contributing Delinquency I	0	0	0	0	0
Drunk	0	0	0	0	0
Liquor Laws	17	2	11	1	3
Disorderly Conduct	1	0	0	0	1
Disturbing Peace	14	1	10	0	3
Vandalism	0	0	0	0	0
Malicious Mischief	4	4	0	0	0
Trespassing	7	1	4	0	2
Weapons	396	127	213	33	23
Drive Under the Influence	0	0	0	0	0
Hit-and-Run	12	2	4	2	4
Selected Traffic	17	4	10	1	2
Joyriding	0	0	0	0	0
Gambling	0	0	0	0	0
Nonsupport	0	0	0	0	0
Glue Sniffing	0	0	0	0	0
FTA Non-Traffic	0	0	0	0	0
Other Misdemeanors	345	66	167	37	75

Table 4
PENAL CODE SECTION 12025 FELONY CHARGES, FISCAL YEAR 2000/2001
 County by Race/Ethnic Group and Gender

County	Total			White			Hispanic			Black			Other		
	Total	Male	Female	Total	Male	Female	Total	Male	Female	Total	Male	Female	Total	Male	Female
Total	1,542	####	65	298	281	17	735	715	20	421	401	20	88	80	8
Alameda	26	23	3	6	5	1	5	5	0	13	13	0	2	0	2
Alpine	0	0	0	0	0	0	0	0	0	0	0	0	0	0	0
Amador	2	2	0	2	2	0	0	0	0	0	0	0	0	0	0
Butte	9	9	0	5	5	0	3	3	0	0	0	0	1	1	0
Calaveras	0	0	0	0	0	0	0	0	0	0	0	0	0	0	0
Colusa	1	1	0	0	0	0	1	1	0	0	0	0	0	0	0
Contra Costa ..	31	29	2	7	7	0	8	8	0	14	12	2	2	2	0
Del Norte	1	1	0	1	1	0	0	0	0	0	0	0	0	0	0
El Dorado	0	0	0	0	0	0	0	0	0	0	0	0	0	0	0
Fresno	51	50	1	9	9	0	32	32	0	7	6	1	3	3	0
Glenn	1	1	0	0	0	0	0	0	0	0	0	0	1	1	0
Humboldt	2	2	0	1	1	0	1	1	0	0	0	0	0	0	0
Imperial	3	3	0	0	0	0	3	3	0	0	0	0	0	0	0
Inyo	0	0	0	0	0	0	0	0	0	0	0	0	0	0	0
Kern	17	15	2	4	3	1	8	8	0	3	2	1	2	2	0
Kings	10	9	1	6	5	1	4	4	0	0	0	0	0	0	0
Lake	7	6	1	1	1	0	0	0	0	0	0	0	6	5	1
Lassen	3	2	1	3	2	1	0	0	0	0	0	0	0	0	0
Los Angeles ..	640	624	16	44	43	1	355	347	8	228	221	7	13	13	0
Madera	15	14	1	4	3	1	11	11	0	0	0	0	0	0	0
Marin	13	13	0	6	6	0	3	3	0	3	3	0	1	1	0
Mariposa	0	0	0	0	0	0	0	0	0	0	0	0	0	0	0
Mendocino	4	4	0	3	3	0	0	0	0	0	0	0	1	1	0
Merced	14	13	1	2	2	0	10	9	1	1	1	0	1	1	0
Modoc	1	1	0	0	0	0	1	1	0	0	0	0	0	0	0
Mono	1	1	0	1	1	0	0	0	0	0	0	0	0	0	0
Monterey	27	24	3	2	2	0	21	19	2	3	3	0	1	0	1
Napa	2	2	0	2	2	0	0	0	0	0	0	0	0	0	0

(continued)

Table 4 - continued
PENAL CODE SECTION 12025 FELONY CHARGES, FISCAL YEAR 2000/2001
 County by Race/Ethnic Group and Gender

County	Total			White			Hispanic			Black			Other		
	Total	Male	Female	Total	Male	Female	Total	Male	Female	Total	Male	Female	Total	Male	Female
Nevada	5	4	1	5	4	1	0	0	0	0	0	0	0	0	0
Orange	117	112	5	20	18	2	83	81	2	3	3	0	11	10	1
Placer	2	2	0	1	1	0	1	1	0	0	0	0	0	0	0
Plumas	0	0	0	0	0	0	0	0	0	0	0	0	0	0	0
Riverside	75	71	4	19	18	1	40	37	3	14	14	0	2	2	0
Sacramento ..	61	57	4	22	22	0	10	10	0	21	17	4	8	8	0
San Benito	3	3	0	0	0	0	3	3	0	0	0	0	0	0	0
San Bernardino	55	51	4	11	10	1	33	31	2	11	10	1	0	0	0
San Diego	60	59	1	10	9	1	31	31	0	16	16	0	3	3	0
San Francisco	117	112	5	40	38	2	0	0	0	70	67	3	7	7	0
San Joaquin ..	8	8	0	3	3	0	3	3	0	1	1	0	1	1	0
San Luis Obispo	2	2	0	2	2	0	0	0	0	0	0	0	0	0	0
San Mateo	1	1	0	0	0	0	1	1	0	0	0	0	0	0	0
Santa Barbara	8	8	0	4	4	0	4	4	0	0	0	0	0	0	0
Santa Clara ...	36	34	2	6	5	1	15	15	0	4	4	0	11	10	1
Santa Cruz ...	7	7	0	4	4	0	3	3	0	0	0	0	0	0	0
Shasta	7	7	0	7	7	0	0	0	0	0	0	0	0	0	0
Sierra	2	1	1	2	1	1	0	0	0	0	0	0	0	0	0
Siskiyou	1	1	0	0	0	0	0	0	0	0	0	0	1	1	0
Solano	10	9	1	3	3	0	4	4	0	3	2	1	0	0	0
Sonoma	11	11	0	7	7	0	3	3	0	1	1	0	0	0	0
Stanislaus	16	15	1	2	2	0	7	7	0	2	2	0	5	4	1
Sutter	0	0	0	0	0	0	0	0	0	0	0	0	0	0	0
Tehama	6	6	0	0	0	0	5	5	0	0	0	0	1	1	0
Trinity	4	4	0	4	4	0	0	0	0	0	0	0	0	0	0
Tulare	29	28	1	5	5	0	20	19	1	3	3	0	1	1	0
Tuolumne	1	1	0	1	1	0	0	0	0	0	0	0	0	0	0
Ventura	6	5	1	3	3	0	3	2	1	0	0	0	0	0	0
Yolo	9	7	2	6	5	1	0	0	0	0	0	0	3	2	1
Yuba	2	2	0	2	2	0	0	0	0	0	0	0	0	0	0

Table 5
PENAL CODE SECTION 12025 FELONY CHARGES, FISCAL YEAR 2000/2001
 County by Age Group and Gender

County	Total			Juveniles			18-24			25-29			30-39			40-49			50+		
	Total	Male	Female	Total	Male	Female	Total	Male	Female	Total	Male	Female	Total	Male	Female	Total	Male	Female	Total	Male	Female
Total	###	####	65	27	25	2	818	788	30	275	266	9	268	252	16	108	101	7	46	45	1
Alameda	26	23	3	0	0	0	10	9	1	7	5	2	5	5	0	3	3	0	1	1	0
Alpine	0	0	0	0	0	0	0	0	0	0	0	0	0	0	0	0	0	0	0	0	0
Amador	2	2	0	0	0	0	0	0	0	1	1	0	0	0	0	0	0	0	1	1	0
Butte	9	9	0	0	0	0	4	4	0	1	1	0	3	3	0	1	1	0	0	0	0
Calaveras	0	0	0	0	0	0	0	0	0	0	0	0	0	0	0	0	0	0	0	0	0
Colusa	1	1	0	0	0	0	0	0	0	0	0	0	1	1	0	0	0	0	0	0	0
Contra Costa	31	29	2	0	0	0	13	11	2	8	8	0	6	6	0	3	3	0	1	1	0
Del Norte	1	1	0	0	0	0	0	0	0	0	0	0	0	0	0	1	1	0	0	0	0
El Dorado	0	0	0	0	0	0	0	0	0	0	0	0	0	0	0	0	0	0	0	0	0
Fresno	51	50	1	5	5	0	31	30	1	8	8	0	3	3	0	2	2	0	2	2	0
Glenn	1	1	0	0	0	0	1	1	0	0	0	0	0	0	0	0	0	0	0	0	0
Humboldt	2	2	0	0	0	0	0	0	0	1	1	0	0	0	0	1	1	0	0	0	0
Imperial	3	3	0	0	0	0	2	2	0	0	0	0	0	0	0	0	0	0	1	1	0
Inyo	0	0	0	0	0	0	0	0	0	0	0	0	0	0	0	0	0	0	0	0	0
Kern	17	15	2	0	0	0	6	5	1	6	5	1	5	5	0	0	0	0	0	0	0
Kings	10	9	1	0	0	0	2	2	0	4	4	0	0	0	0	3	2	1	1	1	0
Lake	7	6	1	0	0	0	0	0	0	0	0	0	4	4	0	3	2	1	0	0	0
Lassen	3	2	1	0	0	0	0	0	0	0	0	0	1	1	0	2	1	1	0	0	0
Los Angeles	640	624	16	3	3	0	370	360	10	117	115	2	110	107	3	30	29	1	10	10	0
Madera	15	14	1	0	0	0	5	5	0	3	3	0	5	4	1	1	1	0	1	1	0
Marin	13	13	0	0	0	0	2	2	0	4	4	0	2	2	0	3	3	0	2	2	0
Mariposa	0	0	0	0	0	0	0	0	0	0	0	0	0	0	0	0	0	0	0	0	0
Mendocino	4	4	0	0	0	0	2	2	0	1	1	0	0	0	0	1	1	0	0	0	0
Merced	14	13	1	0	0	0	10	10	0	2	2	0	0	0	0	0	0	0	2	1	1
Modoc	1	1	0	0	0	0	0	0	0	0	0	0	1	1	0	0	0	0	0	0	0
Mono	1	1	0	0	0	0	1	1	0	0	0	0	0	0	0	0	0	0	0	0	0
Monterey	27	24	3	3	3	0	13	12	1	6	5	1	1	0	1	2	2	0	2	2	0
Napa	2	2	0	0	0	0	1	1	0	0	0	0	0	0	0	0	0	0	1	1	0

(continued)

Table 5 - continued
PENAL CODE SECTION 12025 FELONY CHARGES, FISCAL YEAR 2000/2001
 County by Age Group and Gender

County	Total			Juvenile			18-24			25-29			30-39			40-49			50+		
	Total	Male	Female	Total	Male	Female	Total	Male	Female	Total	Male	Female	Total	Male	Female	Total	Male	Female	Total	Male	Female
Nevada	5	4	1	0	0	0	0	0	0	0	0	0	1	1	0	4	3	1	0	0	0
Orange	117	112	5	6	6	0	86	82	4	14	14	0	8	8	0	2	1	1	1	1	0
Placer	2	2	0	1	1	0	0	0	0	0	0	0	1	1	0	0	0	0	0	0	0
Plumas	0	0	0	0	0	0	0	0	0	0	0	0	0	0	0	0	0	0	0	0	0
Riverside	75	71	4	0	0	0	40	37	3	11	10	1	14	14	0	8	8	0	2	2	0
Sacramento ..	61	57	4	0	0	0	37	34	3	3	3	0	9	8	1	9	9	0	3	3	0
San Benito ..	3	3	0	0	0	0	2	2	0	0	0	0	1	1	0	0	0	0	0	0	0
San Bernardi	55	51	4	3	1	2	29	27	2	10	10	0	9	9	0	3	3	0	1	1	0
San Diego ...	60	59	1	0	0	0	35	34	1	12	12	0	11	11	0	1	1	0	1	1	0
San Francisco	117	112	5	0	0	0	52	52	0	26	26	0	26	21	5	9	9	0	4	4	0
San Joaquin ..	8	8	0	0	0	0	1	1	0	0	0	0	4	4	0	1	1	0	2	2	0
San Luis Obis	2	2	0	0	0	0	0	0	0	0	0	0	1	1	0	0	0	0	1	1	0
San Mateo ...	1	1	0	0	0	0	1	1	0	0	0	0	0	0	0	0	0	0	0	0	0
Santa Barbar	8	8	0	0	0	0	6	6	0	0	0	0	0	0	0	2	2	0	0	0	0
Santa Clara ..	36	34	2	0	0	0	22	21	1	7	7	0	4	3	1	1	1	0	2	2	0
Santa Cruz ...	7	7	0	1	1	0	3	3	0	1	1	0	0	0	0	0	0	0	2	2	0
Shasta	7	7	0	0	0	0	1	1	0	0	0	0	5	5	0	1	1	0	0	0	0
Sierra	2	1	1	0	0	0	0	0	0	1	1	0	1	0	1	0	0	0	0	0	0
Siskiyou	1	1	0	0	0	0	0	0	0	0	0	0	1	1	0	0	0	0	0	0	0
Solano	10	9	1	2	2	0	1	1	0	1	1	0	2	2	0	4	3	1	0	0	0
Sonoma	11	11	0	1	1	0	2	2	0	4	4	0	3	3	0	1	1	0	0	0	0
Stanislaus ...	16	15	1	0	0	0	6	6	0	5	5	0	3	2	1	2	2	0	0	0	0
Sutter	0	0	0	0	0	0	0	0	0	0	0	0	0	0	0	0	0	0	0	0	0
Tehama	6	6	0	0	0	0	0	0	0	2	2	0	2	2	0	1	1	0	1	1	0
Trinity	4	4	0	0	0	0	1	1	0	0	0	0	3	3	0	0	0	0	0	0	0
Tulare	29	28	1	0	0	0	15	15	0	6	5	1	7	7	0	0	0	0	1	1	0
Tuolumne	1	1	0	0	0	0	1	1	0	0	0	0	0	0	0	0	0	0	0	0	0
Ventura	6	5	1	1	1	0	3	3	0	0	0	0	1	0	1	1	1	0	0	0	0
Yolo	9	7	2	1	1	0	1	1	0	3	2	1	2	1	1	2	2	0	0	0	0
Yuba	2	2	0	0	0	0	0	0	0	0	0	0	2	2	0	0	0	0	0	0	0

Table 6
PENAL CODE SECTION 12025 MISDEMEANOR CHARGES, FISCAL YEAR 2000/2001
 County by Race/Ethnic Group and Gender

County	Total			White			Hispanic			Black			Other		
	Total	Male	Female	Total	Male	Female	Total	Male	Female	Total	Male	Female	Total	Male	Female
Total	1,805	####	108	628	564	64	686	670	16	341	323	18	150	140	10
Alameda	81	74	7	26	22	4	11	11	0	36	33	3	8	8	0
Alpine	1	1	0	0	0	0	0	0	0	0	0	0	1	1	0
Amador	0	0	0	0	0	0	0	0	0	0	0	0	0	0	0
Butte	9	7	2	7	5	2	1	1	0	0	0	0	1	1	0
Calaveras	2	2	0	2	2	0	0	0	0	0	0	0	0	0	0
Colusa	2	2	0	2	2	0	0	0	0	0	0	0	0	0	0
Contra Costa ..	92	87	5	37	33	4	24	24	0	26	25	1	5	5	0
Del Norte	5	3	2	3	2	1	0	0	0	0	0	0	2	1	1
El Dorado	2	2	0	2	2	0	0	0	0	0	0	0	0	0	0
Fresno	73	70	3	22	21	1	42	41	1	6	6	0	3	2	1
Glenn	4	3	1	2	1	1	2	2	0	0	0	0	0	0	0
Humboldt	15	14	1	10	9	1	4	4	0	0	0	0	1	1	0
Imperial	12	10	2	3	3	0	7	7	0	1	0	1	1	0	1
Inyo	0	0	0	0	0	0	0	0	0	0	0	0	0	0	0
Kern	108	102	6	39	37	2	54	52	2	10	8	2	5	5	0
Kings	7	7	0	1	1	0	6	6	0	0	0	0	0	0	0
Lake	6	5	1	1	1	0	0	0	0	0	0	0	5	4	1
Lassen	5	5	0	5	5	0	0	0	0	0	0	0	0	0	0
Los Angeles ..	479	462	17	85	77	8	234	229	5	136	133	3	24	23	1
Madera	10	8	2	5	4	1	5	4	1	0	0	0	0	0	0
Marin	2	2	0	2	2	0	0	0	0	0	0	0	0	0	0
Mariposa	2	2	0	1	1	0	1	1	0	0	0	0	0	0	0
Mendocino	13	13	0	8	8	0	4	4	0	1	1	0	0	0	0
Merced	15	15	0	7	7	0	4	4	0	1	1	0	3	3	0
Modoc	2	2	0	2	2	0	0	0	0	0	0	0	0	0	0
Mono	4	4	0	3	3	0	0	0	0	0	0	0	1	1	0
Monterey	36	34	2	17	16	1	18	17	1	0	0	0	1	1	0
Napa	2	2	0	2	2	0	0	0	0	0	0	0	0	0	0

(continued)

Table 6 - continued
PENAL CODE SECTION 12025 MISDEMEANOR CHARGES, FISCAL YEAR 2000/2001
 County by Race/Ethnic Group and Gender

County	Total			White			Hispanic			Black			Other		
	Total	Male	Female	Total	Male	Female	Total	Male	Female	Total	Male	Female	Total	Male	Female
Nevada	5	4	1	3	2	1	1	1	0	1	1	0	0	0	0
Orange	92	88	4	39	36	3	40	40	0	6	5	1	7	7	0
Placer	13	12	1	11	10	1	1	1	0	1	1	0	0	0	0
Plumas	0	0	0	0	0	0	0	0	0	0	0	0	0	0	0
Riverside	104	98	6	35	33	2	54	51	3	13	12	1	2	2	0
Sacramento ..	40	34	6	12	10	2	4	3	1	12	12	0	12	9	3
San Benito	1	1	0	0	0	0	1	1	0	0	0	0	0	0	0
San Bernardino	45	42	3	12	10	2	20	20	0	9	8	1	4	4	0
San Diego	108	102	6	45	41	4	31	31	0	22	21	1	10	9	1
San Francisco	63	54	9	32	26	6	0	0	0	25	22	3	6	6	0
San Joaquin ..	38	36	2	12	10	2	15	15	0	6	6	0	5	5	0
San Luis Obispo	15	12	3	11	8	3	4	4	0	0	0	0	0	0	0
San Mateo	39	38	1	18	17	1	9	9	0	5	5	0	7	7	0
Santa Barbara	14	10	4	7	3	4	7	7	0	0	0	0	0	0	0
Santa Clara ...	65	63	2	28	27	1	16	15	1	7	7	0	14	14	0
Santa Cruz ...	6	5	1	4	3	1	2	2	0	0	0	0	0	0	0
Shasta	4	4	0	4	4	0	0	0	0	0	0	0	0	0	0
Sierra	0	0	0	0	0	0	0	0	0	0	0	0	0	0	0
Siskiyou	2	2	0	0	0	0	0	0	0	0	0	0	2	2	0
Solano	36	32	4	8	5	3	7	7	0	13	12	1	8	8	0
Sonoma	33	30	3	23	22	1	7	6	1	1	1	0	2	1	1
Stanislaus	3	3	0	0	0	0	1	1	0	0	0	0	2	2	0
Sutter	6	6	0	2	2	0	2	2	0	0	0	0	2	2	0
Tehama	3	3	0	2	2	0	1	1	0	0	0	0	0	0	0
Trinity	0	0	0	0	0	0	0	0	0	0	0	0	0	0	0
Tulare	41	40	1	8	7	1	30	30	0	2	2	0	1	1	0
Tuolumne	5	5	0	5	5	0	0	0	0	0	0	0	0	0	0
Ventura	25	25	0	8	8	0	12	12	0	1	1	0	4	4	0
Yolo	7	7	0	4	4	0	2	2	0	0	0	0	1	1	0
Yuba	3	3	0	1	1	0	2	2	0	0	0	0	0	0	0

TABLE 7
PENAL CODE SECTION 12025 MISDEMEANOR CHARGES, 2000
 County by Age Group and Gender

County	Total			Juveniles			18-24			25-29			30-39			40-49			50+		
	Total	Male	Female	Total	Male	Female	Total	Male	Female	Total	Male	Female	Total	Male	Female	Total	Male	Female	Total	Male	Female
Total	879	835	44	18	16	2	355	341	14	115	110	5	174	163	11	131	124	7	86	81	5
Alameda ¹	24	24	0	0	0	0	11	11	0	3	3	0	1	1	0	5	5	0	4	4	0
Alpine	0	0	0	0	0	0	0	0	0	0	0	0	0	0	0	0	0	0	0	0	0
Amador	3	3	0	0	0	0	0	0	0	0	0	0	2	2	0	1	1	0	0	0	0
Butte	8	8	0	0	0	0	4	4	0	0	0	0	2	2	0	0	0	0	2	2	0
Calaveras	3	2	1	0	0	0	0	0	0	0	0	0	1	1	0	2	1	1	0	0	0
Colusa	0	0	0	0	0	0	0	0	0	0	0	0	0	0	0	0	0	0	0	0	0
Contra Costa ..	42	40	2	0	0	0	19	18	1	5	5	0	7	6	1	8	8	0	3	3	0
Del Norte	8	7	1	0	0	0	3	3	0	1	1	0	3	2	1	1	1	0	0	0	0
El Dorado	5	5	0	0	0	0	2	2	0	1	1	0	0	0	0	2	2	0	0	0	0
Fresno	35	34	1	2	2	0	13	13	0	3	2	1	6	6	0	8	8	0	3	3	0
Glenn	0	0	0	0	0	0	0	0	0	0	0	0	0	0	0	0	0	0	0	0	0
Humboldt	7	7	0	0	0	0	2	2	0	1	1	0	4	4	0	0	0	0	0	0	0
Imperial	10	10	0	0	0	0	5	5	0	4	4	0	1	1	0	0	0	0	0	0	0
Inyo	1	1	0	0	0	0	0	0	0	0	0	0	1	1	0	0	0	0	0	0	0
Kern ²	-	-	-	-	-	-	-	-	-	-	-	-	-	-	-	-	-	-	-	-	-
Kings	1	1	0	0	0	0	0	0	0	0	0	0	0	0	0	1	1	0	0	0	0
Lake	1	0	1	0	0	0	1	0	1	0	0	0	0	0	0	0	0	0	0	0	0
Lassen	1	1	0	0	0	0	0	0	0	0	0	0	1	1	0	0	0	0	0	0	0
Los Angeles ..	203	196	7	8	8	0	94	90	4	32	31	1	36	35	1	17	16	1	16	16	0
Madera	4	4	0	0	0	0	2	2	0	1	1	0	1	1	0	0	0	0	0	0	0
Marin	5	5	0	0	0	0	1	1	0	1	1	0	1	1	0	1	1	0	1	1	0
Mariposa	0	0	0	0	0	0	0	0	0	0	0	0	0	0	0	0	0	0	0	0	0
Mendocino	7	7	0	0	0	0	1	1	0	0	0	0	2	2	0	3	3	0	1	1	0
Merced	11	10	1	0	0	0	7	7	0	0	0	0	2	2	0	2	1	1	0	0	0
Modoc	0	0	0	0	0	0	0	0	0	0	0	0	0	0	0	0	0	0	0	0	0
Mono	2	2	0	0	0	0	0	0	0	0	0	0	0	0	0	1	1	0	1	1	0
Monterey	26	21	5	3	3	0	6	5	1	7	4	3	6	5	1	3	3	0	1	1	0
Napa	1	1	0	0	0	0	0	0	0	0	0	0	1	1	0	0	0	0	0	0	0

(continued)

TABLE 7 - continued
PENAL CODE SECTION 12025 MISDEMEANOR CHARGES, 2000
 County by Age Group and Gender

County	Total			Juvenile			18-24			25-29			30-39			40-49			50+		
	Total	Male	Female	Total	Male	Female	Total	Male	Female	Total	Male	Female	Total	Male	Female	Total	Male	Female	Total	Male	Female
Nevada	6	5	1	0	0	0	2	2	0	1	1	0	0	0	0	3	2	1	0	0	0
Orange	48	48	0	1	1	0	17	17	0	10	10	0	13	13	0	3	3	0	4	4	0
Placer	12	12	0	0	0	0	3	3	0	1	1	0	2	2	0	4	4	0	2	2	0
Plumas	1	1	0	0	0	0	0	0	0	0	0	0	1	1	0	0	0	0	0	0	0
Riverside	75	70	5	1	1	0	22	22	0	11	11	0	15	14	1	13	12	1	13	10	3
Sacramento ...	32	28	4	0	0	0	20	17	3	3	3	0	6	6	0	0	0	0	3	2	1
San Benito	6	6	0	0	0	0	3	3	0	1	1	0	1	1	0	0	0	0	1	1	0
San Bernardino	19	18	1	1	1	0	10	10	0	2	2	0	3	3	0	1	0	1	2	2	0
San Diego	30	28	2	0	0	0	9	8	1	3	3	0	7	6	1	9	9	0	2	2	0
San Francisco ..	32	30	2	0	0	0	11	10	1	4	4	0	5	4	1	5	5	0	7	7	0
San Joaquin ...	24	24	0	0	0	0	8	8	0	5	5	0	6	6	0	4	4	0	1	1	0
San Luis Obispo	18	17	1	0	0	0	5	5	0	0	0	0	4	3	1	7	7	0	2	2	0
San Mateo	13	11	2	0	0	0	1	1	0	1	1	0	4	2	2	4	4	0	3	3	0
Santa Barbara ..	5	4	1	0	0	0	0	0	0	0	0	0	2	2	0	0	0	0	3	2	1
Santa Clara ...	46	46	0	0	0	0	23	23	0	3	3	0	10	10	0	6	6	0	4	4	0
Santa Cruz	5	5	0	0	0	0	2	2	0	1	1	0	1	1	0	1	1	0	0	0	0
Shasta	0	0	0	0	0	0	0	0	0	0	0	0	0	0	0	0	0	0	0	0	0
Sierra	0	0	0	0	0	0	0	0	0	0	0	0	0	0	0	0	0	0	0	0	0
Siskiyou	3	3	0	0	0	0	1	1	0	0	0	0	0	0	0	1	1	0	1	1	0
Solano	15	14	1	0	0	0	11	10	1	4	4	0	0	0	0	0	0	0	0	0	0
Sonoma	17	16	1	1	0	1	9	9	0	1	1	0	3	3	0	2	2	0	1	1	0
Stanislaus	13	13	0	0	0	0	6	6	0	1	1	0	3	3	0	1	1	0	2	2	0
Sutter	2	2	0	0	0	0	1	1	0	0	0	0	0	0	0	1	1	0	0	0	0
Tehama	3	3	0	0	0	0	1	1	0	0	0	0	0	0	0	2	2	0	0	0	0
Trinity	4	3	1	0	0	0	0	0	0	1	1	0	2	1	1	0	0	0	1	1	0
Tulare	16	16	0	0	0	0	6	6	0	2	2	0	4	4	0	3	3	0	1	1	0
Tuolumne	0	0	0	0	0	0	0	0	0	0	0	0	0	0	0	0	0	0	0	0	0
Ventura	16	13	3	1	0	1	7	6	1	1	1	0	2	2	0	4	3	1	1	1	0
Yolo	7	7	0	0	0	0	3	3	0	0	0	0	2	2	0	2	2	0	0	0	0
Yuba	3	3	0	0	0	0	3	3	0	0	0	0	0	0	0	0	0	0	0	0	0

¹ Alameda County did not report for January-March.
² Kern County did not report.

Table 8
PENAL CODE SECTION 12031 FELONY CHARGES, FISCAL YEAR 2000/2001
 County by Race/Ethnic Group and Gender

County	Total			White			Hispanic			Black			Other		
	Total	Male	Female	Total	Male	Female	Total	Male	Female	Total	Male	Female	Total	Male	Female
Total	1,012	972	40	136	124	12	480	470	10	342	327	15	54	51	3
Alameda	5	5	0	1	1	0	2	2	0	2	2	0	0	0	0
Alpine	0	0	0	0	0	0	0	0	0	0	0	0	0	0	0
Amador	1	1	0	1	1	0	0	0	0	0	0	0	0	0	0
Butte	5	5	0	2	2	0	3	3	0	0	0	0	0	0	0
Calaveras	0	0	0	0	0	0	0	0	0	0	0	0	0	0	0
Colusa	0	0	0	0	0	0	0	0	0	0	0	0	0	0	0
Contra Costa ..	36	34	2	2	2	0	19	17	2	15	15	0	0	0	0
Del Norte	0	0	0	0	0	0	0	0	0	0	0	0	0	0	0
El Dorado	1	0	1	1	0	1	0	0	0	0	0	0	0	0	0
Fresno	6	6	0	0	0	0	5	5	0	0	0	0	1	1	0
Glenn	0	0	0	0	0	0	0	0	0	0	0	0	0	0	0
Humboldt	6	5	1	2	1	1	1	1	0	0	0	0	3	3	0
Imperial	1	1	0	0	0	0	0	0	0	1	1	0	0	0	0
Inyo	0	0	0	0	0	0	0	0	0	0	0	0	0	0	0
Kern	78	78	0	4	4	0	50	50	0	23	23	0	1	1	0
Kings	16	16	0	8	8	0	4	4	0	3	3	0	1	1	0
Lake	0	0	0	0	0	0	0	0	0	0	0	0	0	0	0
Lassen	0	0	0	0	0	0	0	0	0	0	0	0	0	0	0
Los Angeles ..	482	459	23	25	22	3	229	223	6	215	201	14	13	13	0
Madera	2	2	0	0	0	0	2	2	0	0	0	0	0	0	0
Marin	6	6	0	3	3	0	1	1	0	2	2	0	0	0	0
Mariposa	0	0	0	0	0	0	0	0	0	0	0	0	0	0	0
Mendocino	6	5	1	1	1	0	2	2	0	1	1	0	2	1	1
Merced	6	6	0	0	0	0	6	6	0	0	0	0	0	0	0
Modoc	0	0	0	0	0	0	0	0	0	0	0	0	0	0	0
Mono	0	0	0	0	0	0	0	0	0	0	0	0	0	0	0
Monterey	15	15	0	5	5	0	10	10	0	0	0	0	0	0	0
Napa	0	0	0	0	0	0	0	0	0	0	0	0	0	0	0

(continued)

Table 8 - continued
PENAL CODE SECTION 12031 FELONY CHARGES, FISCAL YEAR 2000/2001
 County by Race/Ethnic Group and Gender

County	Total			White			Hispanic			Black			Other		
	Total	Male	Female	Total	Male	Female	Total	Male	Female	Total	Male	Female	Total	Male	Female
Nevada	2	1	1	1	0	1	0	0	0	1	1	0	0	0	0
Orange	73	73	0	15	15	0	46	46	0	7	7	0	5	5	0
Placer	3	3	0	2	2	0	0	0	0	1	1	0	0	0	0
Plumas	0	0	0	0	0	0	0	0	0	0	0	0	0	0	0
Riverside	1	1	0	1	1	0	0	0	0	0	0	0	0	0	0
Sacramento ..	6	5	1	1	1	0	2	2	0	1	1	0	2	1	1
San Benito	1	1	0	0	0	0	1	1	0	0	0	0	0	0	0
San Bernardino	46	42	4	13	10	3	26	25	1	5	5	0	2	2	0
San Diego	38	37	1	3	3	0	25	24	1	7	7	0	3	3	0
San Francisco	64	63	1	10	10	0	0	0	0	47	46	1	7	7	0
San Joaquin ..	1	1	0	1	1	0	0	0	0	0	0	0	0	0	0
San Luis Obispo	4	4	0	3	3	0	1	1	0	0	0	0	0	0	0
San Mateo	11	11	0	0	0	0	4	4	0	3	3	0	4	4	0
Santa Barbara	3	3	0	3	3	0	0	0	0	0	0	0	0	0	0
Santa Clara ...	14	14	0	2	2	0	10	10	0	1	1	0	1	1	0
Santa Cruz ...	1	1	0	1	1	0	0	0	0	0	0	0	0	0	0
Shasta	15	14	1	9	9	0	3	3	0	0	0	0	3	2	1
Sierra	0	0	0	0	0	0	0	0	0	0	0	0	0	0	0
Siskiyou	2	2	0	0	0	0	0	0	0	0	0	0	2	2	0
Solano	2	2	0	0	0	0	0	0	0	1	1	0	1	1	0
Sonoma	13	11	2	7	5	2	4	4	0	1	1	0	1	1	0
Stanislaus	9	9	0	4	4	0	5	5	0	0	0	0	0	0	0
Sutter	0	0	0	0	0	0	0	0	0	0	0	0	0	0	0
Tehama	4	4	0	1	1	0	2	2	0	0	0	0	1	1	0
Trinity	1	0	1	1	0	1	0	0	0	0	0	0	0	0	0
Tulare	9	9	0	1	1	0	8	8	0	0	0	0	0	0	0
Tuolumne	2	2	0	1	1	0	0	0	0	0	0	0	1	1	0
Ventura	9	9	0	0	0	0	7	7	0	2	2	0	0	0	0
Yolo	5	5	0	1	1	0	2	2	0	2	2	0	0	0	0
Yuba	1	1	0	0	0	0	0	0	0	1	1	0	0	0	0

TABLE 9
PENAL CODE SECTION 12031 FELONY CHARGES, 2000
 County by Age Group and Gender

County	Total			Juveniles			18-24			25-29			30-39			40-49			50+		
	Total	Male	Female	Total	Male	Female	Total	Male	Female	Total	Male	Female	Total	Male	Female	Total	Male	Female	Total	Male	Female
Total	395	383	12	26	26	0	211	204	7	61	59	2	60	57	3	24	24	0	13	13	0
Alameda ¹	4	4	0	0	0	0	0	0	0	0	0	0	2	2	0	0	0	0	2	2	0
Alpine	1	1	0	0	0	0	1	1	0	0	0	0	0	0	0	0	0	0	0	0	0
Amador	0	0	0	0	0	0	0	0	0	0	0	0	0	0	0	0	0	0	0	0	0
Butte	0	0	0	0	0	0	0	0	0	0	0	0	0	0	0	0	0	0	0	0	0
Calaveras	0	0	0	0	0	0	0	0	0	0	0	0	0	0	0	0	0	0	0	0	0
Colusa	0	0	0	0	0	0	0	0	0	0	0	0	0	0	0	0	0	0	0	0	0
Contra Costa ..	10	9	1	0	0	0	2	2	0	7	6	1	1	1	0	0	0	0	0	0	0
Del Norte	0	0	0	0	0	0	0	0	0	0	0	0	0	0	0	0	0	0	0	0	0
El Dorado	0	0	0	0	0	0	0	0	0	0	0	0	0	0	0	0	0	0	0	0	0
Fresno	11	11	0	1	1	0	7	7	0	3	3	0	0	0	0	0	0	0	0	0	0
Glenn	0	0	0	0	0	0	0	0	0	0	0	0	0	0	0	0	0	0	0	0	0
Humboldt	3	3	0	0	0	0	1	1	0	1	1	0	1	1	0	0	0	0	0	0	0
Imperial	0	0	0	0	0	0	0	0	0	0	0	0	0	0	0	0	0	0	0	0	0
Inyo	0	0	0	0	0	0	0	0	0	0	0	0	0	0	0	0	0	0	0	0	0
Kern ²	-	-	-	-	-	-	-	-	-	-	-	-	-	-	-	-	-	-	-	-	-
Kings	4	4	0	0	0	0	1	1	0	2	2	0	1	1	0	0	0	0	0	0	0
Lake	3	3	0	0	0	0	0	0	0	0	0	0	2	2	0	0	0	0	1	1	0
Lassen	0	0	0	0	0	0	0	0	0	0	0	0	0	0	0	0	0	0	0	0	0
Los Angeles ..	163	161	2	6	6	0	99	98	1	24	24	0	24	23	1	8	8	0	2	2	0
Madera	2	2	0	0	0	0	2	2	0	0	0	0	0	0	0	0	0	0	0	0	0
Marin	2	2	0	0	0	0	0	0	0	0	0	0	1	1	0	0	0	0	1	1	0
Mariposa	0	0	0	0	0	0	0	0	0	0	0	0	0	0	0	0	0	0	0	0	0
Mendocino	1	1	0	0	0	0	0	0	0	0	0	0	0	0	0	0	0	0	1	1	0
Merced	6	6	0	0	0	0	5	5	0	0	0	0	1	1	0	0	0	0	0	0	0
Modoc	0	0	0	0	0	0	0	0	0	0	0	0	0	0	0	0	0	0	0	0	0
Mono	0	0	0	0	0	0	0	0	0	0	0	0	0	0	0	0	0	0	0	0	0
Monterey	13	12	1	1	1	0	8	7	1	1	1	0	2	2	0	1	1	0	0	0	0
Napa	0	0	0	0	0	0	0	0	0	0	0	0	0	0	0	0	0	0	0	0	0

(continued)

TABLE 9 - continued
PENAL CODE SECTION 12031 FELONY CHARGES, 2000
 County by Age Group and Gender

County	Total			Juvenile			18-24			25-29			30-39			40-49			50+		
	Total	Male	Female	Total	Male	Female	Total	Male	Female	Total	Male	Female	Total	Male	Female	Total	Male	Female	Total	Male	Female
Nevada	0	0	0	0	0	0	0	0	0	0	0	0	0	0	0	0	0	0	0	0	0
Orange	61	61	0	10	10	0	34	34	0	4	4	0	4	4	0	4	4	0	5	5	0
Placer	0	0	0	0	0	0	0	0	0	0	0	0	0	0	0	0	0	0	0	0	0
Plumas	1	1	0	0	0	0	0	0	0	0	0	0	0	0	1	1	0	0	0	0	0
Riverside	0	0	0	0	0	0	0	0	0	0	0	0	0	0	0	0	0	0	0	0	0
Sacramento ...	0	0	0	0	0	0	0	0	0	0	0	0	0	0	0	0	0	0	0	0	0
San Benito	0	0	0	0	0	0	0	0	0	0	0	0	0	0	0	0	0	0	0	0	0
San Bernardino	18	15	3	2	2	0	8	7	1	2	1	1	6	5	1	0	0	0	0	0	0
San Diego	11	10	1	0	0	0	6	6	0	2	2	0	2	1	1	1	1	0	0	0	0
San Francisco	30	28	2	0	0	0	15	13	2	7	7	0	3	3	0	4	4	0	1	1	0
San Joaquin ...	0	0	0	0	0	0	0	0	0	0	0	0	0	0	0	0	0	0	0	0	0
San Luis Obispo	5	5	0	0	0	0	2	2	0	1	1	0	1	1	0	1	1	0	0	0	0
San Mateo	5	5	0	0	0	0	1	1	0	0	0	0	1	1	0	3	3	0	0	0	0
Santa Barbara	0	0	0	0	0	0	0	0	0	0	0	0	0	0	0	0	0	0	0	0	0
Santa Clara ...	5	5	0	0	0	0	2	2	0	3	3	0	0	0	0	0	0	0	0	0	0
Santa Cruz	3	3	0	0	0	0	1	1	0	0	0	0	2	2	0	0	0	0	0	0	0
Shasta	3	3	0	2	2	0	0	0	0	0	0	1	1	0	0	0	0	0	0	0	0
Sierra	0	0	0	0	0	0	0	0	0	0	0	0	0	0	0	0	0	0	0	0	0
Siskiyou	0	0	0	0	0	0	0	0	0	0	0	0	0	0	0	0	0	0	0	0	0
Solano	0	0	0	0	0	0	0	0	0	0	0	0	0	0	0	0	0	0	0	0	0
Sonoma	8	7	1	1	1	0	5	4	1	0	0	0	2	2	0	0	0	0	0	0	0
Stanislaus	8	8	0	0	0	0	3	3	0	3	3	0	2	2	0	0	0	0	0	0	0
Sutter	0	0	0	0	0	0	0	0	0	0	0	0	0	0	0	0	0	0	0	0	0
Tehama	2	1	1	0	0	0	2	1	1	0	0	0	0	0	0	0	0	0	0	0	0
Trinity	0	0	0	0	0	0	0	0	0	0	0	0	0	0	0	0	0	0	0	0	0
Tulare	5	5	0	2	2	0	2	2	0	1	1	0	0	0	0	0	0	0	0	0	0
Tuolumne	1	1	0	0	0	0	0	0	0	0	0	0	0	0	1	1	0	0	0	0	0
Ventura	6	6	0	1	1	0	4	4	0	0	0	0	1	1	0	0	0	0	0	0	0
Yolo	0	0	0	0	0	0	0	0	0	0	0	0	0	0	0	0	0	0	0	0	0
Yuba	0	0	0	0	0	0	0	0	0	0	0	0	0	0	0	0	0	0	0	0	0

¹ Alameda County did not report for January-March.
² Kern County did not report.

Table 10
PENAL CODE SECTION 12031 MISDEMEANOR CHARGES, FISCAL YEAR 2000/2001
 County by Race/Ethnic Group and Gender

County	Total			White			Hispanic			Black			Other		
	Total	Male	Female	Total	Male	Female	Total	Male	Female	Total	Male	Female	Total	Male	Female
Total	710	672	38	302	282	20	242	234	8	103	96	7	63	60	3
Alameda	7	7	0	5	5	0	0	0	0	2	2	0	0	0	0
Alpine	1	1	0	0	0	0	0	0	0	0	0	0	1	1	0
Amador	3	3	0	1	1	0	2	2	0	0	0	0	0	0	0
Butte	6	6	0	4	4	0	1	1	0	0	0	0	1	1	0
Calaveras	2	1	1	2	1	1	0	0	0	0	0	0	0	0	0
Colusa	7	7	0	5	5	0	0	0	0	0	0	0	2	2	0
Contra Costa ..	30	28	2	12	11	1	6	6	0	11	10	1	1	1	0
Del Norte	3	3	0	2	2	0	0	0	0	0	0	0	1	1	0
El Dorado	0	0	0	0	0	0	0	0	0	0	0	0	0	0	0
Fresno	33	33	0	12	12	0	14	14	0	2	2	0	5	5	0
Glenn	0	0	0	0	0	0	0	0	0	0	0	0	0	0	0
Humboldt	9	8	1	5	4	1	2	2	0	0	0	0	2	2	0
Imperial	4	4	0	2	2	0	1	1	0	0	0	0	1	1	0
Inyo	0	0	0	0	0	0	0	0	0	0	0	0	0	0	0
Kern	27	24	3	12	11	1	13	11	2	2	2	0	0	0	0
Kings	0	0	0	0	0	0	0	0	0	0	0	0	0	0	0
Lake	4	4	0	0	0	0	0	0	0	0	0	0	4	4	0
Lassen	1	1	0	1	1	0	0	0	0	0	0	0	0	0	0
Los Angeles ..	127	122	5	25	25	0	64	62	2	33	31	2	5	4	1
Madera	11	11	0	3	3	0	7	7	0	1	1	0	0	0	0
Marin	2	2	0	1	1	0	0	0	0	1	1	0	0	0	0
Mariposa	0	0	0	0	0	0	0	0	0	0	0	0	0	0	0
Mendocino	7	7	0	7	7	0	0	0	0	0	0	0	0	0	0
Merced	8	8	0	2	2	0	6	6	0	0	0	0	0	0	0
Modoc	3	3	0	3	3	0	0	0	0	0	0	0	0	0	0
Mono	1	1	0	0	0	0	0	0	0	0	0	0	1	1	0
Monterey	15	15	0	4	4	0	9	9	0	1	1	0	1	1	0
Napa	1	1	0	1	1	0	0	0	0	0	0	0	0	0	0

(continued)

Table 10 - continued
PENAL CODE SECTION 12031 MISDEMEANOR CHARGES, FISCAL YEAR 2000/2001
 County by Race/Ethnic Group and Gender

County	Total			White			Hispanic			Black			Other		
	Total	Male	Female	Total	Male	Female	Total	Male	Female	Total	Male	Female	Total	Male	Female
Nevada	2	2	0	2	2	0	0	0	0	0	0	0	0	0	0
Orange	54	46	8	29	26	3	16	12	4	6	5	1	3	3	0
Placer	11	11	0	9	9	0	2	2	0	0	0	0	0	0	0
Plumas	2	2	0	2	2	0	0	0	0	0	0	0	0	0	0
Riverside	13	12	1	6	5	1	4	4	0	2	2	0	1	1	0
Sacramento ..	9	8	1	4	4	0	1	1	0	2	2	0	2	1	1
San Benito	5	5	0	3	3	0	2	2	0	0	0	0	0	0	0
San Bernardino	46	45	1	12	12	0	25	25	0	6	5	1	3	3	0
San Diego	47	42	5	19	16	3	15	15	0	9	8	1	4	3	1
San Francisco	24	22	2	10	9	1	0	0	0	11	10	1	3	3	0
San Joaquin ..	9	9	0	1	1	0	5	5	0	1	1	0	2	2	0
San Luis Obispo	10	9	1	10	9	1	0	0	0	0	0	0	0	0	0
San Mateo	12	12	0	5	5	0	2	2	0	1	1	0	4	4	0
Santa Barbara	9	9	0	6	6	0	2	2	0	1	1	0	0	0	0
Santa Clara ...	27	24	3	15	12	3	8	8	0	2	2	0	2	2	0
Santa Cruz ...	4	4	0	2	2	0	1	1	0	1	1	0	0	0	0
Shasta	16	16	0	13	13	0	2	2	0	1	1	0	0	0	0
Sierra	1	1	0	1	1	0	0	0	0	0	0	0	0	0	0
Siskiyou	4	4	0	0	0	0	0	0	0	0	0	0	4	4	0
Solano	15	15	0	7	7	0	3	3	0	1	1	0	4	4	0
Sonoma	22	22	0	13	13	0	7	7	0	1	1	0	1	1	0
Stanislaus	5	5	0	2	2	0	2	2	0	1	1	0	0	0	0
Sutter	2	1	1	2	1	1	0	0	0	0	0	0	0	0	0
Tehama	3	3	0	2	2	0	1	1	0	0	0	0	0	0	0
Trinity	0	0	0	0	0	0	0	0	0	0	0	0	0	0	0
Tulare	18	17	1	4	3	1	11	11	0	2	2	0	1	1	0
Tuolumne	2	2	0	2	2	0	0	0	0	0	0	0	0	0	0
Ventura	17	17	0	6	6	0	6	6	0	1	1	0	4	4	0
Yolo	6	6	0	3	3	0	2	2	0	1	1	0	0	0	0
Yuba	3	1	2	3	1	2	0	0	0	0	0	0	0	0	0

Table 11
PENAL CODE SECTION 12031 MISDEMEANOR CHARGES, FISCAL YEAR 2000/2001
 County by Age Group and Gender

County	Total			Juveniles			18-24			25-29			30-39			40-49			50+		
	Total	Male	Female	Total	Male	Female	Total	Male	Female	Total	Male	Female	Total	Male	Female	Total	Male	Female	Total	Male	Female
Total	710	672	38	10	9	1	270	258	12	99	92	7	151	143	8	103	95	8	77	75	2
Alameda	7	7	0	0	0	0	3	3	0	0	0	0	0	0	0	3	3	0	1	1	0
Alpine	1	1	0	0	0	0	0	0	0	0	0	0	0	0	0	1	1	0	0	0	0
Amador	3	3	0	0	0	0	1	1	0	0	0	0	0	0	0	1	1	0	1	1	0
Butte	6	6	0	0	0	0	2	2	0	0	0	0	1	1	0	2	2	0	1	1	0
Calaveras	2	1	1	0	0	0	1	0	1	0	0	0	0	0	0	0	0	0	1	1	0
Colusa	7	7	0	0	0	0	2	2	0	0	0	0	2	2	0	0	0	0	3	3	0
Contra Costa	30	28	2	1	1	0	17	16	1	3	3	0	4	3	1	4	4	0	1	1	0
Del Norte	3	3	0	0	0	0	0	0	0	0	0	0	1	1	0	0	0	0	2	2	0
El Dorado	0	0	0	0	0	0	0	0	0	0	0	0	0	0	0	0	0	0	0	0	0
Fresno	33	33	0	1	1	0	17	17	0	4	4	0	6	6	0	5	5	0	0	0	0
Glenn	0	0	0	0	0	0	0	0	0	0	0	0	0	0	0	0	0	0	0	0	0
Humboldt	9	8	1	0	0	0	3	3	0	2	2	0	2	2	0	2	1	1	0	0	0
Imperial	4	4	0	0	0	0	3	3	0	0	0	0	1	1	0	0	0	0	0	0	0
Inyo	0	0	0	0	0	0	0	0	0	0	0	0	0	0	0	0	0	0	0	0	0
Kern	27	24	3	4	3	1	9	8	1	3	3	0	5	5	0	5	4	1	1	1	0
Kings	0	0	0	0	0	0	0	0	0	0	0	0	0	0	0	0	0	0	0	0	0
Lake	4	4	0	0	0	0	2	2	0	0	0	0	1	1	0	0	0	0	1	1	0
Lassen	1	1	0	0	0	0	0	0	0	0	0	0	0	0	0	0	0	0	1	1	0
Los Angeles	127	122	5	0	0	0	55	55	0	19	18	1	29	27	2	16	14	2	8	8	0
Madera	11	11	0	0	0	0	5	5	0	0	0	0	5	5	0	1	1	0	0	0	0
Marin	2	2	0	0	0	0	1	1	0	0	0	0	1	1	0	0	0	0	0	0	0
Mariposa	0	0	0	0	0	0	0	0	0	0	0	0	0	0	0	0	0	0	0	0	0
Mendocino	7	7	0	0	0	0	2	2	0	1	1	0	3	3	0	0	0	0	1	1	0
Merced	8	8	0	0	0	0	1	1	0	3	3	0	4	4	0	0	0	0	0	0	0
Modoc	3	3	0	0	0	0	0	0	0	0	0	0	2	2	0	1	1	0	0	0	0
Mono	1	1	0	0	0	0	0	0	0	0	0	0	0	0	0	0	0	0	1	1	0
Monterey	15	15	0	0	0	0	8	8	0	2	2	0	2	2	0	1	1	0	2	2	0
Napa	1	1	0	0	0	0	0	0	0	0	0	0	0	0	0	0	0	0	1	1	0

(continued)

Table 11 - continued
PENAL CODE SECTION 12031 MISDEMEANOR CHARGES, FISCAL YEAR 2000/2001
 County by Age Group and Gender

County	Total			Juvenile			18-24			25-29			30-39			40-49			50+		
	Total	Male	Female	Total	Male	Female	Total	Male	Female	Total	Male	Female	Total	Male	Female	Total	Male	Female	Total	Male	Female
Nevada	2	2	0	0	0	0	0	0	0	0	0	0	1	1	0	1	1	0	0	0	0
Orange	54	46	8	1	1	0	20	17	3	9	7	2	8	8	0	11	8	3	5	5	0
Placer	11	11	0	0	0	0	0	0	0	2	2	0	5	5	0	4	4	0	0	0	0
Plumas	2	2	0	0	0	0	0	0	0	0	0	0	1	1	0	0	0	0	1	1	0
Riverside	13	12	1	0	0	0	4	4	0	2	2	0	1	1	0	4	4	0	2	1	1
Sacramento ..	9	8	1	0	0	0	3	3	0	1	1	0	2	2	0	2	2	0	1	0	1
San Benito ..	5	5	0	0	0	0	0	0	0	1	1	0	1	1	0	1	1	0	2	2	0
San Bernardi	46	45	1	0	0	0	25	25	0	7	7	0	5	4	1	2	2	0	2	2	0
San Diego ..	47	42	5	0	0	0	18	14	4	6	6	0	12	11	1	4	4	0	7	7	0
San Francisco	24	22	2	0	0	0	11	10	1	3	2	1	5	5	0	0	0	0	5	5	0
San Joaquin	9	9	0	0	0	0	6	6	0	1	1	0	0	0	0	2	2	0	0	0	0
San Luis Obis	10	9	1	0	0	0	1	1	0	2	2	0	5	4	1	1	1	0	1	1	0
San Mateo ..	12	12	0	0	0	0	2	2	0	1	1	0	5	5	0	2	2	0	2	2	0
Santa Barbar	9	9	0	0	0	0	0	0	0	3	3	0	1	1	0	3	3	0	2	2	0
Santa Clara ..	27	24	3	0	0	0	10	9	1	4	3	1	9	8	1	1	1	0	3	3	0
Santa Cruz ..	4	4	0	0	0	0	1	1	0	1	1	0	0	0	0	1	1	0	1	1	0
Shasta	16	16	0	0	0	0	4	4	0	3	3	0	1	1	0	3	3	0	5	5	0
Sierra	1	1	0	0	0	0	1	1	0	0	0	0	0	0	0	0	0	0	0	0	0
Siskiyou	4	4	0	0	0	0	1	1	0	2	2	0	1	1	0	0	0	0	0	0	0
Solano	15	15	0	1	1	0	6	6	0	2	2	0	1	1	0	4	4	0	1	1	0
Sonoma	22	22	0	0	0	0	8	8	0	3	3	0	3	3	0	4	4	0	4	4	0
Stanislaus ...	5	5	0	0	0	0	4	4	0	0	0	0	0	0	0	0	0	0	1	1	0
Sutter	2	1	1	0	0	0	0	0	0	1	0	1	0	0	0	1	1	0	0	0	0
Tehama	3	3	0	0	0	0	1	1	0	0	0	0	1	1	0	1	1	0	0	0	0
Trinity	0	0	0	0	0	0	0	0	0	0	0	0	0	0	0	0	0	0	0	0	0
Tulare	18	17	1	2	2	0	8	8	0	1	1	0	6	5	1	1	1	0	0	0	0
Tuolumne	2	2	0	0	0	0	0	0	0	0	0	0	1	1	0	0	0	0	1	1	0
Ventura	17	17	0	0	0	0	4	4	0	5	5	0	4	4	0	2	2	0	2	2	0
Yolo	6	6	0	0	0	0	0	0	0	1	1	0	0	0	0	3	3	0	2	2	0
Yuba	3	1	2	0	0	0	0	0	0	1	0	1	1	0	1	0	0	0	1	1	0

Table 12
AT RISK POPULATION ESTIMATES, 2001
 Race/Ethnic Group and Age Group by Gender

Race/ethnic group and age	Gender		
	Total	Male	Female
Total	26,745,137	13,631,229	13,113,908
10-17	4,189,398	2,146,412	2,042,986
18-24	3,297,504	1,721,201	1,576,303
25-29	2,258,422	1,185,753	1,072,669
30-39	5,535,620	2,897,751	2,637,869
40-49	5,386,238	2,716,818	2,669,420
50-69	6,077,955	2,963,294	3,114,661
White	13,572,176	6,866,970	6,705,206
10-17	1,773,887	911,568	862,319
18-24	1,462,455	765,265	697,190
25-29	967,912	499,673	468,239
30-39	2,591,350	1,317,683	1,273,667
40-49	2,960,915	1,495,467	1,465,448
50-69	3,815,657	1,877,314	1,938,343
Hispanic	7,956,522	4,178,953	3,777,569
10-17	1,582,092	809,124	772,968
18-24	1,141,582	594,184	547,398
25-29	803,262	432,299	370,963
30-39	1,880,832	1,047,563	833,269
40-49	1,387,911	724,929	662,982
50-69	1,160,843	570,854	589,989
Black	1,838,256	919,209	919,047
10-17	316,143	160,162	155,981
18-24	256,697	138,110	118,587
25-29	165,888	89,699	76,189
30-39	370,568	188,208	182,360
40-49	359,089	171,652	187,437
50-69	369,871	171,378	198,493
Other	3,378,183	1,666,097	1,712,086
10-17	517,276	265,558	251,718
18-24	436,770	223,642	213,128
25-29	321,360	164,082	157,278
30-39	692,870	344,297	348,573
40-49	678,323	324,770	353,553
50-69	731,584	343,748	387,836

Notes: Annual population estimates provided by the Demographic California Department of Finance. Age groups are based on the pop risk for the year. The population at risk is 10-69 years of age.



APPENDIX



APPENDIX

- **Preface**
- **Analysis of 12025**
- **Analysis of 12031**
- **Data Tables**

DATA CHARACTERISTICS AND KNOWN LIMITATIONS

Additional offenses that could be charged as either a felony or a misdemeanor (“wobblers”) were systematically sorted by level to match the level of the primary weapons charge. For example, if the primary weapons charge was a misdemeanor under PC 12025 and the additional offense was a PC 242 (a wobbler), the additional offense was added to Table 3 as a misdemeanor charge.

Infractions submitted as additional charges were not included in this report.

District attorneys were limited to reporting charges for three additional offenses for each primary weapons charge (PC 12025 or 12031).

When individuals were charged with both PC 12025 and 12031, PC 12025 was listed as the primary weapons charge and PC 12031 as an additional charge.

While the report uses the individual charged as the unit of count, the totals shown should not be interpreted as representing the unduplicated number of individuals charged with PC 12025 or PC 12031. Some individuals may have been arrested and charged with PC 12025 or PC 12031 more than once during the reporting period.

Since this is a new program, caution is advised in interpreting the data because comparative information is not available. As the program continues, statistical data will be available that will provide a basis for describing trends and developing policy.

OFFENSE CODES

The following statutes and their offense groupings were valid at the time of the closeout of writing this report. All statutory codes listed are for Penal Code sections unless indicated as follows:

BP - Business and Professions Code	GC - Government Code	PR - Public Resources Code
CC - Corporations Code	HN - Harbors and Navigation Code	RT - Revenue and Taxation Code
EC - Education Code	HS - Health and Safety Code	SH - Streets and Highways Code
FA - Food and Agriculture Code	IC - Insurance Code	UI - Unemployment Insurance Code
FC - Financial Code	LC - Labor Code	VC - Vehicle Code
FG - Fish and Game Code	MV - Military and Veterans Code	WI - Welfare and Institutions Code

FELONY-LEVEL OFFENSES

Homicide - 128, 187(a), 189, 192(a), 192(b), 193(a), 193(b), 273ab, 399, 12310(a)

Forcible Rape - 220, 261, 261(a)(1), 261(a)(2), 261(a)(3), 261(a)(4), 261(a)(5), 261(a)(6), 261(a)(7), 262(a)(1), 262(a)(2), 262(a)(3), 262(a)(4), 262(a)(5), 264.1, 266c, 269(a)(1), 664/261

Robbery - 211, 212.5(a), 212.5(b), 212.5(c), 213(a)(1)(a), 213(b), 214, 215(a), 278.5(a), 664/211, 664/212.5(a), 664/212.5(b)

Assault - 69, 71, 76(a), 95.1, 139(a), 140, 140(a), 146e(b), 148(b), 148(c), 148(d), 148(d)(1), 148.1(a), 148.1(b), 148.1(c), 148.1(d), 148.3(b), 148.4(b)(1), 148.4(b)(2), 148.10(a), 149, 151(a)(2), 186.26(a), 203, 205, 206, 217.1(a), 217.1(b), 218, 219, 219.1, 219.2, 222, 241.1, 241.4, 241.7, 242*, 242/243*, 243(c), 243(c)(1), 243(d), 243.1, 243.3*, 243.6*, 243.7, 244, 244.5(b), 244.5(c), 245(a)(1), 245(a)(2), 245(a)(3), 245(b), 245(c), 245(d)(1), 245(d)(2), 245(d)(3), 245.2, 245.3, 245.5(a), 245.5(b), 245.5(c), 246, 246.3, 247(a), 247(b), 247.5*, 273a(a), 273d(a), 273.5(a), 347(a), 347(b), 368(a), 368(b)(1), 375(a)*, 375(d), 401, 405a, 405b, 417(b), 417(c), 417.1, 417.3, 417.6(a), 417.8, 422, 422.7(a), 588a*, 601(a)(1), 601(a)(2), 625c, 664/187(a), 664/189, 1768.8(b), 1808.4(d), 4131.5, 4500, 4501, 4501.5, 11412, 11413(a), 12303, 12303.1(a), 12303.1(b), 12303.1(c), 12303.2, 12303.3, 12303.6, 12304*, 12305 HS, 12308, 12309, 12310(b), 12312, 12355(a), 12355(b), 15656(a), 21464(c) VC, 23110(b) VC, 38318(b) VC, 38318.5(b) VC

Kidnapping - 157, 207(a), 207(b), 207(c), 207(d), 208(b), 208(d), 209(a), 209(b), 209(b)(1), 209.5(a), 210, 278, 278.5(a), 280(b), 4503

Burglary - 459, 460, 460(a), 460(b), 461, 461.1, 461.2, 463(a), 464, 664/459, 664/460, 664/460(a), 664/460(b)

Theft - 72, 115(a), 115.5(b), 116, 117, 134, 154(b), 155(b), 156, 166(c)(4)*, 182(a)(4), 304 HN, 305 HN, 332(a)*, 334(a)*, 337.7, 350(a)*, 350(b), 368(c)*, 368(d)*, 424.1, 424.2, 424.3, 424.4, 424.5, 424.6, 424.7, 463(b), 474, 481, 481.1(a), 483.5(a), 484(a)*, 484(b)*, 484b*, 484c, 484.1(a)*, 485*, 487, 487(a), 487a(a), 487a(b), 487b, 487(b)(1)(a), 487(b)(3), 487(c), 487(d), 487d, 487e, 487g, 489, 495, 496(a), 496a(a), 496(c), 496c*, 496(d)*, 496(d)(a), 496(e), 497, 498(d), 499c(b)(1), 499c(b)(2), 499c(b)(3), 499c(b)(4), 499d, 502(c)(1)(a), 502(c)(1)(b), 502(c)(2), 502(c)(4), 502(c)(5), 502(c)(6)*, 502(c)(7)*, 502.5*, 502.7(a)(1)*, 502.7(a)(2)*, 502.7(a)(3)*, 502.7(a)(4)*, 502.7(a)(5)*, 502.7(b)(1)*, 502.7(b)(2), 502.7(c)*, 502.7(d)*, 502.7(g), 502.8(a)*, 502.8(b)*, 502.8(c), 502.8(d), 502.8(e), 502.8(f), 503*, 504*, 504a*, 504b*, 505*, 506*, 506b, 507*, 508*, 514*, 528, 529, 529a*, 529.1, 529.2, 529.3, 530*, 530.5(a)*, 532(a)*, 532a(1)*, 532a(2)*, 532a(3)*, 532a(4)*, 533, 534, 535, 537(a)(2), 537(c)(2)*, 537e(a)(3), 538*, 538.5, 540, 541, 542, 543, 548(a), 549, 550(a)(1), 550(a)(2), 550(a)(3), 550(a)(4), 550(a)(5), 550(a)(6), 550(a)(7), 550(a)(8), 550(b)(1), 550(b)(2), 550(b)(3), 560, 560.4, 566, 571(b), 577, 578, 580, 581, 593d(b), 620, 648*, 650 BP, 664/487, 666, 1733 IC, 1778 LC, 1871.4(a)(1) IC, 1871.4(a)(2) IC, 1871.4(a)(3) IC, 2101(a)(1) UI, 2102(a) UI, 2107 UI, 2108 UI, 2110 UI, 2110.5 UI, 2114 UI, 2116(a) UI, 2121 UI, 2255(b) CC, 3215 LC, 3352 FC, 3361 FC, 3531 FC, 4463(a)(1) VC, 4463(a)(2) VC, 7027.3 BP, 10250.52 BP, 10752(a) VC, 10752(b) VC, 10801 VC, 10802 VC, 10803(a) VC, 10803(b) VC, 10855 VC*, 10980(b) WI, 10980(c)(2) WI, 10980(d) WI, 10980(g)(2) WI, 11010(a) BP, 11019(a) BP, 11022(a) BP, 11320 BP, 11482.5 WI, 11483 WI*, 11483.5 WI, 11760(a) IC, 11880(a) IC, 14014(a) WI*, 14025(a) WI, 14107 WI, 17410 WI, 17511.12(a) BP, 17551(a) FA, 17551(b) FA, 18848 FA*, 22753(a) BP*, 25110 CC, 25401 CC, 25541 CC, 27443(a) GC,

27443(b) GC, 30475(b) RT, 30480 RT, 31110 CC, 31201 CC, 31410 CC, 31411 CC, 44209 HS, 94319.14(b) EC, 94320(f) EC, 94320(g) EC, 103800 HS

Motor Vehicle Theft - 487(d), 666.5(a), 10851(a) VC, 10851(b) VC, 10851(e) VC

Forgery, Checks, Access Cards - 113, 114, 470(a), 470(b), 470(c), 470(d)*, 470a, 470b, 471, 472, 473, 475, 475(a), 475(b), 475(c), 475a, 476, 476a(a), 476a(b)*, 477, 478, 479, 480, 480(a), 484e(a), 484e(b), 484e(c), 484e(d), 484e(e), 484f(a), 484f(b), 484f(c), 484g(a)*, 484g(b)*, 484h(a)*, 484i(b), 484i(c), 617, 664/470(a), 10980(e) WI

Arson - 451(a), 451(b), 451(c), 451(d), 451.5(a)(1), 452(a), 452(b), 452(c), 453(a), 453(b), 454(a)(1), 454(a)(2), 455

Drug Offenses

Narcotics - 11350(a) HS, 11350(b) HS, 11351 HS, 11351.5 HS, 11352(a) HS, 11352(b) HS, 11353(a) HS, 11353(b) HS, 11353(c) HS, 11354(a) HS

Marijuana - 11357(a) HS, 11358 HS, 11359 HS, 11360(a) HS, 11361(a) HS, 11361(b) HS

Dangerous Drugs - 11353.5 HS, 11353.7 HS, 11370.1(a) HS, 11375(b) HS, 11377(a) HS, 11378 HS, 11378.5 HS, 11379(a) HS, 11379(b) HS, 11379.5(a) HS, 11379.5(b) HS, 11380(a) HS, 11550(e) HS

All Other - 4324(a) BP, 4324(b) BP, 4336(a) BP, 11104(a) HS, 11106(j) HS*, 11152 HS, 11153(a)(1) HS, 11154(a) HS, 11154(b) HS, 11155 HS, 11156 HS, 11157 HS, 11162.5(a) HS, 11166 HS, 11173(a) HS, 11173(b) HS, 11173(c) HS, 11173(d) HS, 11174 HS, 11355 HS, 11363 HS, 11364.7(b) HS, 11366 HS, 11366.5(a) HS, 11366.5(b) HS, 11366.6 HS, 11366.7(b) HS, 11366.8(a) HS, 11366.8(b) HS, 11368 HS, 11370.6(a) HS, 11370.9(a) HS, 11370.9(b) HS, 11370.9(c) HS, 11371 HS, 11371.1 HS, 11379.6(a) HS, 11379.6(b) HS, 11382 HS, 11383(a) HS, 11383(b) HS, 11383(c)(1) HS, 11383(c)(2) HS, 11383(f) HS, 11390 HS, 11391 HS

Sex Offenses

Lewd or Lascivious - 266j, 269(a)(4), 288(a), 288(b)(1), 288(b)(2), 288(c)(1), 288(c)(2), 288.5(a)

All Other - 243.4(a), 243.4(b), 243.4(c), 261.5(a), 261.5(c), 261.5(d), 265, 266, 266a, 266b, 266d, 266e, 266f, 266g, 266h, 266h(a), 266h(b), 266i, 266i(a), 266i(b), 267, 269(a)(5), 285, 286(a), 286(b)(1), 286(b)(2), 286(c), 286(d), 286(e), 286(f), 286(g), 286(h), 286(i), 286(j), 286(k), 288a(a), 288a(b)(1), 288a(b)(2), 288a(c), 288a(d)(1), 288a(d)(2), 288a(d)(3), 288a(e), 288a(f), 288a(g), 288a(h), 288a(i), 288a(j), 288a(k), 288.2(a), 288.2(b), 289(a), 289(a)(1), 289(a)(2), 289(b), 289(c), 289(d), 289(e), 289(f), 289(g), 289(h), 289(i), 289(j), 289.6(a)*, 290(f)(1), 290(f)(2), 290(g)(2), 290(g)(3), 311.1(a), 311.10(a), 311.11(b), 311.2(a)*, 311.2(b), 311.2(c)*, 311.2(d), 311.3(a)*, 311.4(a)*, 311.4(b), 311.4(c), 311.5*, 311.7*, 313.1(a)*, 313.1(b)*, 313.1(c)(1) *, 314.1*, 647f, 647.6(b), 647.6(c)(1), 647.6(c)(2), 664/286(b)(1), 664/286(b)(2), 664/286(c), 664/286(d), 664/286(e), 729(a)*

Driving Under the Influence - 655(f) HN, 23153(a) VC, 23153(b) VC, 23153(d) VC, 23175(a) VC, 23175.5 VC

Hit-and-Run - 20001(a) VC, 20001(b)(1) VC, 20001(b)(2) VC

Weapons - 171b(a)(1), 171b(a)(2), 171b(a)(3), 171b(a)(4), 171b(a)(5), 171c, 171d.1, 171d.2, 186.28(a), 626.9(b), 626.9(d), 626.9(h), 626.9(i), 626.10(a), 626.10(b)*, 4502(a), 4502(b), 8101(a) WI, 8101(b) WI, 8103(a)(1) WI, 8103(f)(1) WI, 12001.5, 12020(a), 12020(c)(7), 12020(c)(11), 12021(a)(1), 12021(b), 12021(c)(1), 12021(d), 12021(e), 12021(g), 12021.1(a), 12021.1(c), 12023(a), 12025(a)(1)*, 12025(a)(2)*, 12025(a)(3), 12025(b)(4), 12031, 12031(a)(1)*, 12031(a)(2)(c), 12031(a)(2)(f)*, 12034(b), 12034(c), 12034(d), 12035(b)(1), 12040(a), 12072(a)(1), 12072(a)(2),

12072(a)(3)(a), 12072(a)(4)*, 12072(a)(5), 12072(d), 12090, 12091, 12101(a)(1)*, 12101(b)(1)*, 12220(a), 12220(b), 12280(a)(1), 12280(b), 12316(b)(1)*, 12320, 12321, 12403.7(a)*, 12403.7(a)(7), 12403.7(d), 12403.7(g), 12422, 12520

Escape - 107, 109, 110, 836.6(a)*, 836.6(b)*, 871(b) WI, 1026.4(a), 1152(b) WI, 1370.5(a), 1768.7(a) WI, 1768.7(b) WI, 2042, 3002 WI, 4011.7*, 4530(a), 4530(b), 4530(c), 4532(a)(1), 4532(a)(2), 4532(b)(1), 4532(b)(2), 4533, 4534, 4535, 4536(a), 4550.1, 4550.2, 7326 WI

Bookmaking - 337a.1, 337a.2, 337a.3, 337a.4, 337a.5, 337a.6, 337i

All Other Felony Offenses

MISDEMEANOR-LEVEL OFFENSES

Assault and Battery - 147, 148(a), 148(a)(1), 148.2.1, 148.2.2, 148.2.3, 148.2.4, 148.3(a), 148.4(a)(1), 148.4(a)(2), 151(a)(1), 240, 240/241, 240/242, 241(a), 241(b), 241.2(a), 241.3(a), 241.6, 241/243, 242*, 242/243*, 243(a), 243(b), 243(e)(1), 243.2(a), 243.3*, 243.4(d)(1), 243.5(a)(1), 243.5(a)(2), 243.6*, 243.8, 243.8(a), 243.35(a), 247.5*, 248, 273a(b), 368(b), 368(c), 374c, 375(a)*, 375(b), 375(c), 383, 402a, 417(a)(1), 417(a)(2), 417.4, 417.25(a), 422.6(a), 2652, 11414(a), 12304*, 12680 HS

Petty Theft - 368(d)*, 463(c), 484(a)*, 484(b)*, 484b*, 484.1(a)*, 485*, 487c, 487f, 488, 490, 490.1(a), 490.5(a), 496c*, 502.5*, 530*, 530.5, 530.5(a)*, 532(a)*, 538*, 565, 14014(a) WI*, 22435.2(a) BP, 22435.2(b) BP, 22435.2(e) BP, 22435.2(f) BP, 22435.11(a) BP, 22435.12 BP, 22753(a) BP*, 41950(a) PR

Checks and Access Cards - 470(d)*, 476a(b)*, 484e(a), 484e(b), 484g(a)*, 484g(b)*, 484h(a)*, 484i(a), 484j

Drug Offenses

Marijuana - 11357(b) HS, 11357(c) HS, 11357(d) HS, 11357(e) HS, 11360(b) HS, 23222(b) VC

Other Drugs - 377, 647(f), 2241 BP, 2762(e) BP, 2878.5(a) BP, 4051 BP, 4059(a) BP, 4060 BP, 4140 BP, 4141 BP, 4142 BP, 4163 BP, 4323 BP, 4325(a) BP, 4326(a) BP, 4326(b) BP, 4331(a) BP, 4332 BP, 11100(g)(1) HS, 11100(g)(2) HS, 11100.1(a) HS, 11104.5 HS, 11106(j) HS*, 11150 HS, 11159 HS, 11161(a) HS, 11162 HS, 11162.5(b) HS, 11170 HS, 11171 HS, 11172 HS, 11175 HS, 11180 HS, 11190 HS, 11207 HS, 11217 HS, 11352.1(b) HS, 11364 HS, 11364.7(a) HS, 11364.7(c) HS, 11365(a) HS, 11377(b) HS, 11532(a) HS, 11550(a) HS, 11594 HS, 109575 HS, 109580 HS

Indecent Exposure - 314.1*, 314.2

Annoying Children - 261.5(b), 647.6(a)

Obscene Matter - 311(a), 311.11(a), 311.2(a)*, 311.2(c)*, 311.3(a)*, 311.4(a)*, 311.5*, 311.6, 311.7*, 313.1(a)*, 313.1(b)*, 313.1(c)(1)*, 313.1(c)(2)

Lewd Conduct - 647(a), 647(d), 647(i), 647(k), 653g

Prostitution - 315, 316, 647(b), 653.22(a), 25601 BP

Drunk - 647(f)

Liquor Laws - 172a, 172b.1, 172d.1, 172g.1, 172l, 303, 303a, 307, 347b, 397, 11200, 23220 VC, 23222(a) VC, 23224(a) VC, 23224(b) VC, 23300 BP, 23301 BP, 25351 BP, 25602(a) BP, 25604 BP, 25606 BP, 25607(a) BP, 25608 BP, 25609 BP, 25617 BP, 25620 BP, 25631 BP, 25632 BP, 25657(a) BP, 25657(b) BP, 25658(a) BP, 25658(b) BP, 25658(c) BP, 25660.5 BP, 25661 BP, 25662(a) BP, 25663(a) BP, 25664 BP, 25665 BP, 120305 HS

Disorderly Conduct - 647, 647(c), 647(e), 647(h), 647(j), 647h

Disturbing the Peace - 171f.2, 302(a), 403, 404(a), 404(b), 404.6(a), 405, 406, 407, 408, 409, 415(1), 415(2), 415(3), 415.5(a)(1), 415.5(a)(2), 415.5(a)(3), 416(a), 602.10, 626.2, 626.4(d), 626.6(a), 626.7(a), 626.8(a)(1), 626.8(a)(2), 626.8(a)(3), 626.85(a)(1), 653m(a), 653m(b), 653m(c)(2), 653x(a), 727, 9051 GC, 11460(a)

Malicious Mischief - 422.6(b), 555.1, 587a, 587.1(a), 588b, 590, 592(a), 594(a)*, 594(a)(1)*, 594(b)(3), 594(b)(4), 603, 604, 605.1, 605.2, 605.3, 607, 615, 616, 618, 622, 622 1/2, 623(a), 623(a)(1), 623(a)(2), 623(a)(3), 623(a)(4), 623(a)(5), 623(a)(6), 625b(a), 640.5(b)(1), 640.5(c)(1), 640.8, 10750(a) VC, 10851.5 VC, 10852 VC, 10853 VC, 10854 VC, 11411(a), 23110(a) VC, 38318(a) VC, 38319 VC

Trespassing - 171f.1, 369g(a), 369i(a), 369i(b), 398 MV, 409.5(c), 554(a), 554(b), 554(c), 554(d), 554(e), 554(f), 554(g), 554(h), 554(i), 555, 558, 587b, 593b, 602, 602(a), 602(b), 602(c), 602(d), 602(e), 602(f), 602(g), 602(h), 602(i), 602(j), 602(k)(1), 602(k)(2), 602(k)(3), 602(k)(4), 602(l), 602(m), 602(n)(1), 602(n)(2), 602(o), 602(p), 602(q), 602(r), 602(s), 602(t)(1), 602.1(a), 602.1(b), 602.4, 602.5, 602.6, 602.8(a), 627.2, 627.7(a)(1), 627.8, 1583 FG, 27174.2 SH, 32210 EC

Weapons - 468, 626.10(b)*, 653k, 12020.5, 12024, 12025(a)(1)*, 12025(a)(2)*, 12031(a)(1)*, 12031(a)(2)(f)*, 12034(a), 12035(b)(2), 12036(b), 12070(a), 12076(b)(1), 12082, 12094, 12101(a)(1)*, 12101(b)(1)*, 12316(a), 12316(b)(1)*, 12316(c), 12403.7(a)*, 12403.7(a)(4), 12403.8(a), 12403.8(b), 12420, 12551, 12552(a), 12582, 12590(a)(1), 12590(a)(2), 12651(a), 12651(b), 12651(c), 12651(d), 12652

Driving Under the Influence - 655(b) HN, 655(c) HN, 655(e) HN, 23152(a) VC, 23152(b) VC, 23152(c) VC, 23152(d) VC, 23247(a) VC, 23247(b) VC, 23247(c) VC, 23247(d) VC

Glue Sniffing - 380(a), 381(a), 381(b), 381b, 647(f)

Hit-and-Run - 20002(a) VC, 20002(a)(1) VC, 20002(a)(2) VC, 20002(b) VC

Selected Traffic Violations - 23103(a) VC, 23103(b) VC, 23104(a) VC, 23109(a) VC, 23109(b) VC, 23109(c) VC, 23109(d) VC, 38316 VC, 38317 VC, 40508(a) VC, 40508(b) VC, 40519 VC, 42005(e) VC

Gambling - 318, 319, 320, 321, 322, 323, 324, 326, 326.5(b), 326.5(n), 330, 330a, 330b(1), 330c, 330.1, 330.4, 331, 335, 336, 337s(b), 337.1, 337.2, 337.5, 11300

Nonsupport - 270*, 270a, 270c, 270.5(a)

All Other Misdemeanor Offenses

Notes: "All Other Misdemeanor Offenses" also includes sections in the California Code of Regulations, Civil Procedure Code, Labor Code, Parks and Recreation Code, Public Utilities Code, Uniform Fire Code, and Water Code.

*These code sections can be either a felony or a misdemeanor.

CRIMINAL JUSTICE GLOSSARY

ADULT: a person 18 years of age or older.

ARREST: "...taking a person into custody, in a case and in the manner authorized by law. An arrest may be made by a peace officer or by a private person." (834 PC)

CHARGE: a formal allegation that a specific person has committed a specific offense.

COMPLAINT: a verified written accusation, filed by a prosecuting attorney with a local criminal court, which charges one or more persons with the commission of one or more offenses.

CRIME: "...an act committed or omitted in violation of a law forbidding or commanding it..." (15 PC)

DEFENDANT: a person against whom a criminal proceeding is pending.

FELONY: a crime which is punishable with death or by imprisonment in state prison (17 & 18 PC).

FILING: a document filed with the municipal or superior court clerk or county clerk by a prosecuting attorney alleging that a person committed or attempted to commit a crime.

INDICTMENT: an accusation against a criminal defendant rendered by a grand jury on the basis of evidence constituting a prima facie case.

INFRACTION: an offense punishable by fine or other penalty, but not by incarceration.

JUVENILE: a person under the age of 18.

MISDEMEANOR: a crime punishable by imprisonment in a county jail for up to one year.

OFFENSE: the charged offense is the crime for which the defendant was arrested or filed on by the district attorney.

PC (PENAL CODE): the California Penal Code contains statutes that define criminal offenses and specify corresponding punishments along with criminal justice system mandates and procedures.

POPULATION AT RISK: that portion of the total population, who because of like characteristics to the specific study group, are considered "at risk." For example, if one were studying juvenile arrests, all persons between 10 and 17 years of age would constitute the at-risk population.

PROPERTY OFFENSES: felony offenses committed against property. This category includes burglary; theft; motor vehicle theft; forgery, check, and access card offenses; and arson.

PROSECUTOR: an attorney employed by a governmental agency whose official duty is to initiate and maintain criminal proceedings on behalf of the government against person accused of committing criminal offenses.

PUNISHMENT: penalty imposed for wrong doing; varies by type of crime committed. See Felony, Misdemeanor, and Infraction.

RATE: a comparison of a number of events to a population.

THEFT OFFENSES: misdemeanor offense category includes petty theft, checks and access cards violations.

VIOLENT OFFENSES: felony offenses committed against people. This category includes homicide, forcible rape, robbery, assault, and kidnapping.

CJSC* PUBLICATIONS IN PRINT AND ON THE INTERNET**

Annuals

Crime and Delinquency in California**
Crime and Delinquency in California,
Advance Release**
Crime as Reported by Selected California
Agencies, January through September**
Criminal Justice Profile - A Supplement to
C&D (statewide and individual counties)**
Hate Crime in California**
Homicide in California**
Preliminary Report, Crime (January
through June and January through
December)**

BCS Foci and Forums

The California Experience in American
Juvenile Justice: Some Historical
Perspectives (December 1988)
Controlling Plea Bargaining in California
(September 1985)
Coordinating Justice in California: "There
ought to be a law about it" (December
1988)
Crime Control and the Criminal Career
(December 1992)
The Development of California Drunk
Driving Legislation (December 1988)
Employment and Crime (February 1989)
The Impact of California's "Prior Felony
Conviction" Law (September 1987)
The Origins and Development of Penalties
for Drunk Drivers in California (August
1988)
A Policy Role for Focus Groups:
Community Corrections (September
1991)
The Prevalence and Incidence of Arrests
Among Adult Males in California (August
1988)
The Social Structure of Street Drug
Dealing (December 1988)

BCS Outlooks

Adult Felony Arrest Dispositions in
California (1982-1984, 1986-1989)
Crime in Urban and Rural California
(November 1984 and December 1997)**
Felony Drug Arrests in California, 1985
(December 1986)
Juvenile Justice in California, 1983 (June
1984)
Motor Vehicle Theft in California
(December 1987)
Motor Vehicle Theft Recovery Data,
1983-1989 (October 1990)
Women in Crime: The Sentencing of
Female Defendants (April 1988)

BCS Reports

Adult Felony Arrest Dispositions in
California (April 1992)
Crime in California and the United States,
(1983, 1990, 2000)
Effectiveness of Statutory Requirements
for the Registration of Sex Offenders - A
Report to the California State Legislature
Executive Summary of the Final Report -
Blue Ribbon Commission on Inmate
Population Management (January 1990)
The Juvenile Justice System in California: An
Overview (April 1989)
Parolees Returned to Prison and the
California Prison Population (January
1988)
Target Hardening: A Literature Review
(October 1989)

CJSC Report Series

Report on Arrests for Burglary in California,
1998**
Report on Arrests for Domestic Violence in
California, 1998**
Report on Arrests for Driving Under the
Influence in California, 1997**
Report on Violent Crimes Committed Against
Senior Citizens in California, 1998**

Monograph Series

Conspicuous Depredation: Automobile
Theft in Los Angeles, 1904 to 1987
(March 1990)
Controlling Felony Plea Bargaining in
California: The Impact of the Victim's
Bill of Rights (1986)
Development of a White Collar Crime Index
(December 1992)
Incapacitation Strategies and the Career
Criminal (December 1992)
Measuring White Collar Crime in
Depository Institutions (December 1993)
Prosecutors' Response to Parental Child
Stealing: A Statewide Study (April 1995)
Race & Delinquency in Los Angeles
Juvenile Court, 1950 (December 1990)
Survey Report: "The Expansion of the
Criminal Justice and Penal System in
California - Is greater coordination
required?" (December 1988)

Miscellaneous

Gang Organization and Migration/Drugs,
Gangs & Law Enforcement
Proceedings of the Attorney General's
Crime Conference 85 (September 1985)
Proceedings of Symposium 87: White
Collar/Institutional Crime - Its Measure-
ment and Analysis

*Prior to 1991, the Criminal Justice Statistics Center (CJSC) was known as the Bureau of Criminal Statistics (BCS).

**Available on the Internet.

If you need a publication or assistance in obtaining statistical information or a customized statistical report, please contact the CJSC's Special Requests Unit at the:

California Department of Justice
Criminal Justice Statistics Center
Special Requests Unit
P.O. Box 903427
Sacramento, CA 94203-4270
Phone: (916) 227-3509
Fax: (916) 227-0427
E-mail: doj.cjsc@doj.ca.gov
Internet: <http://ag.ca.gov/cjsc>