

CALIFORNIA DEPARTMENT OF JUSTICE

ASSET FORFEITURE

ANNUAL REPORT
2005
ANNUAL REPORT

BILL LOCKYER, ATTORNEY GENERAL



Prepared by
Division of Law Enforcement - Bureau of Narcotic Enforcement



March 1, 2006

It is my pleasure to publish this annual comprehensive statistical report on asset forfeiture proceedings conducted pursuant to California state law (California Health and Safety Code Sections 11469, et seq.).

This is the 11th annual asset forfeiture report, providing information on all forfeitures initiated throughout the state during calendar year 2005. This report contains details on the recipients and value of all forfeited assets from forfeitures completed and disbursed in 2005 (including those initiated in 2005 and those pending from 1995 through 2004).

The goal of asset forfeiture is to strip drug traffickers of the profits they derive from illegal drug trade. Illegal drug trafficking diverts money from lawful commerce. While drug seizures and arrests present a temporary setback for drug traffickers, asset forfeiture takes away their profits and diminishes their ability to continue the illegal enterprise.

Education and drug abuse prevention programs are funded with asset forfeiture proceeds. Law enforcement agencies are permitted by law to use the proceeds of forfeiture to purchase safe, more effective equipment they otherwise could not afford. Thus, law enforcement is able to convert criminal profits into supplemental funding which, in turn, is used to fight illegal drug trade.

Legally and fairly administered, asset forfeiture laws are a powerful tool for enforcing California's drug laws and preventing violent crime. Depriving drug traffickers of their profits and ability to continue their criminal enterprises makes California a safer and healthier state.

BILL LOCKYER
Attorney General

Health and Safety Code 11495

11495. (a) The funds received by the law enforcement agencies under Section 11489 shall be deposited into an account maintained by the Controller, county auditor, or city treasurer. These funds shall be distributed to the law enforcement agencies at their request. The Controller, auditor, or treasurer shall maintain a record of these disbursements which records shall be open to public inspection, subject to the privileges contained in Sections 1040, 1041, and 1042 of the Evidence Code.

(b) Upon request of the governing body of the jurisdiction in which the distributions are made, the Controller, auditor, or treasurer shall conduct an audit of these funds and their use. In the case of the state, the governing body shall be the Legislature.

(c) Each year, the Attorney General shall publish a report which sets forth the following information for the state, each county, each city, and each city and county:

(1) The number of forfeiture actions initiated.

(2) The number of cases and the administrative number or court docket number of each case for which forfeiture was ordered or declared.

(3) The value of the assets forfeited.

(4) The recipients of the forfeited assets, the amounts received, and the date of the disbursement.

(d) The Attorney General shall develop administrative guidelines for the collection and publication of the information required in subdivision (c).

(e) The Attorney General's report shall cover the calendar year and shall be made no later than March 1 of each year beginning with the year after the enactment of this law.

Table of Contents

Introduction	1
Methodology	2
Highlights	4
Asset Forfeiture Statistical Data	5
•Forfeitures Initiated	6
•Forfeitures Completed	13
Alameda	20
Butte	38
Calaveras	42
Contra Costa	43
El Dorado	75
Fresno	76
Glenn	77
Humboldt	78
Imperial	84
Inyo	87
Kern	88
Kings	104
Lake	107
Lassen	108
Los Angeles	109
Madera	206
Marin	207
Mendocino	208
Merced	219
Monterey	222
Napa	228
Nevada	233

•Forfeitures Completed (continued)

Orange	234
Placer	258
Riverside	261
Sacramento	286
San Bernardino	321
San Diego	343
San Francisco	344
San Joaquin	382
San Luis Obispo	390
San Mateo	395
Santa Barbara	403
Santa Clara	408
Santa Cruz	422
Shasta	429
Siskiyou	436
Solano	437
Sonoma	454
Stanislaus	460
Sutter	466
Tehama	467
Trinity	468
Tulare	469
Tuolumne	471
Ventura	472
Yolo	479
Yuba	484



State of California
ASSET FORFEITURE REPORT - 2005

Introduction

California Health and Safety Code Section 11495, which became effective August 19, 1994, as part of the state's current asset forfeiture statutes, requires the Attorney General to publish an annual report that provides the following information for the state and each county:

- ◆ The number of forfeiture actions initiated during the year covered by the report.

- ◆ The number of cases, and the administrative number or court docket number of each case, for which forfeiture was ordered or declared during the report year.

- ◆ The value of the assets forfeited during the report year.

- ◆ The recipients of the forfeited assets, the amounts received and the disbursements dates.

The information covers only state seizures and forfeitures conducted pursuant to California law. Federal seizures and forfeitures in which California law enforcement agencies participated/shared are not reported in this document.

This 11th annual report covers the 2005 calendar year. Subsequent reports will be published by March 1 of each year.



State of California
ASSET FORFEITURE REPORT - 2005

Methodology

To comply with the requirements of Health and Safety Code Section 11495, the Department of Justice (DOJ) on December 22, 1994, distributed a Division of Law Enforcement Information Bulletin to all California district attorneys. This bulletin requested that the district attorneys, as the officials conducting state forfeiture proceedings, document the information required for each forfeiture action effective January 1, 1995, and for every year thereafter.

DOJ created a self-contained computer program for the district attorneys' use in collecting/reporting the required statistical information. In 1995, a computer disk containing this program and a User's Guide were sent to each district attorney's office in California. In 1996, and again in 1997, DOJ developed enhanced versions of the computer program for easier and more efficient entry/modification of data for the annual report. Most district attorneys provided data to DOJ for this report via this computer program.

This report provides county and statewide information required by Health and Safety Code Section 11495 on all forfeitures **initiated** during calendar year **2005**. For each forfeiture **initiated** during **1995 through 2005** that was **completed** during calendar year **2005**, detailed information is provided as to the number of cases, case numbers, asset values and recipients of the forfeited assets -- again by county and statewide.

Pursuant to Health and Safety Code Section 11489, state asset forfeiture proceeds are to be distributed as follows:

- ◆ One percent to a private, nonprofit organization composed of local prosecutors for the exclusive purpose of providing a statewide program of education and training for prosecutors and law enforcement in the ethics and proper use of state asset seizure and forfeiture laws.
- ◆ Ten percent to the prosecutorial agency that processes the forfeiture action.



State of California
ASSET FORFEITURE REPORT - 2005

- ◆ Twenty-four percent to the State General Fund.
- ◆ Sixty-five percent to the state and/or local law enforcement agencies that participated in the seizure, distributed in a manner that reflects the proportionate contribution of each agency.

(Fifteen percent of any funds distributed to local law enforcement agencies must be deposited in a special fund maintained by the county, city, or city and county of any agency making the seizure or seeking an order for forfeiture and shall be used for the sole purpose of funding programs designed to combat drug abuse and divert gang activity.)

In setting forth the recipients of assets forfeited in 2005, this report lists for most counties the full 65 percent share going to local law enforcement agencies. It does not provide detail as to those agencies' disposition of 15 percent of their share to a county and/or city special fund because the information was not provided, nor is it required for this report. Some agencies did voluntarily provide this information for their cases, and for those counties the amount of the 15 percent share is listed in Table 3 as going to "15% -11489" or to a county special fund.

In some cases where the report lists only one law enforcement recipient, that agency may in fact have done a further distribution of the amount listed to other law enforcement agencies that participated in the case. This further distribution information was not available in some cases because of the type of distribution system used by some district attorneys' offices.



State of California
ASSET FORFEITURE REPORT - 2005

Highlights

The information provided in this report represents 100 percent reporting by California's 58 district attorneys.

- ◆ A total of 4,324 forfeiture proceedings were initiated in 2005 involving assets with a total estimated value of \$33,664,732. Some of these proceedings remain pending. (The disposition of any pending proceedings will be provided in the annual report covering the year they are completed and fully disbursed.)

- ◆ A total of 3,685 forfeiture cases were completed during 2005 (includes cases initiated from 1995 through 2005). The total value of the disbursed assets is \$19,886,810.

- ◆ Five counties initiated no forfeitures during 2005.



Asset Forfeiture
Statistical Data



State of California
ASSET FORFEITURE REPORT - 2005

*Forfeitures
Initiated*

- ◆ **Table 1** provides information on asset forfeiture actions initiated pursuant to California law during 2005.

- ◆ For purposes of this report, seizure of assets constitutes the initiation of a forfeiture action.

- ◆ Some cases listed involved forfeiture actions that are still pending. In other cases, forfeiture was ordered or declared and assets were distributed during 2005. (Details on the latter are provided in the “Forfeitures Completed” section.)

- ◆ The following counties have no information listed in Table 1 because they did not initiate any forfeiture actions during 2005:

Alpine	Amador	
Mariposa	Modoc	Sierra



State of California
ASSET FORFEITURE REPORT - 2005

Table 1

County	Total Cases Initiated	Estimated Value of Assets Seized
ALAMEDA	181	\$981,647.91
ALPINE	0	\$0.00
AMADOR	0	\$0.00
BUTTE	37	\$77,559.06
CALAVERAS	3	\$4,003.00
COLUSA	3	\$16,668.00
CONTRA COSTA	182	\$665,970.83
DEL NORTE	3	\$5,337.00
EL DORADO	8	\$15,426.00
FRESNO	22	\$279,871.80
GLENN	4	\$31,056.00
HUMBOLDT	56	\$213,011.38
IMPERIAL	20	\$101,911.00
INYO	7	\$18,533.00
KERN	120	\$938,066.27
KINGS	15	\$45,965.14
LAKE	9	\$21,545.00
LASSEN	5	\$12,043.00
LOS ANGELES	1152	\$10,949,708.07
MADERA	13	\$58,498.33
MARIN	12	\$62,838.07
MARIPOSA	0	\$0.00
MENDOCINO	92	\$813,703.50
MERCED	25	\$1,010,363.40
MODOC	0	\$0.00
MONO	4	\$903,427.01
MONTEREY	56	\$120,959.13
NAPA	48	\$188,585.57
NEVADA	17	\$52,456.00
ORANGE	335	\$2,587,448.59
PLACER	33	\$106,133.17
PLUMAS	13	\$9,076.52
RIVERSIDE	147	\$969,932.79
SACRAMENTO	338	\$1,667,756.72
SAN BENITO	1	\$5,880.00
SAN BERNARDINO	203	\$4,493,728.77
SAN DIEGO	9	\$75,622.00
SAN FRANCISCO	287	\$980,994.33
SAN JOAQUIN	92	\$317,189.80



State of California
ASSET FORFEITURE REPORT - 2005

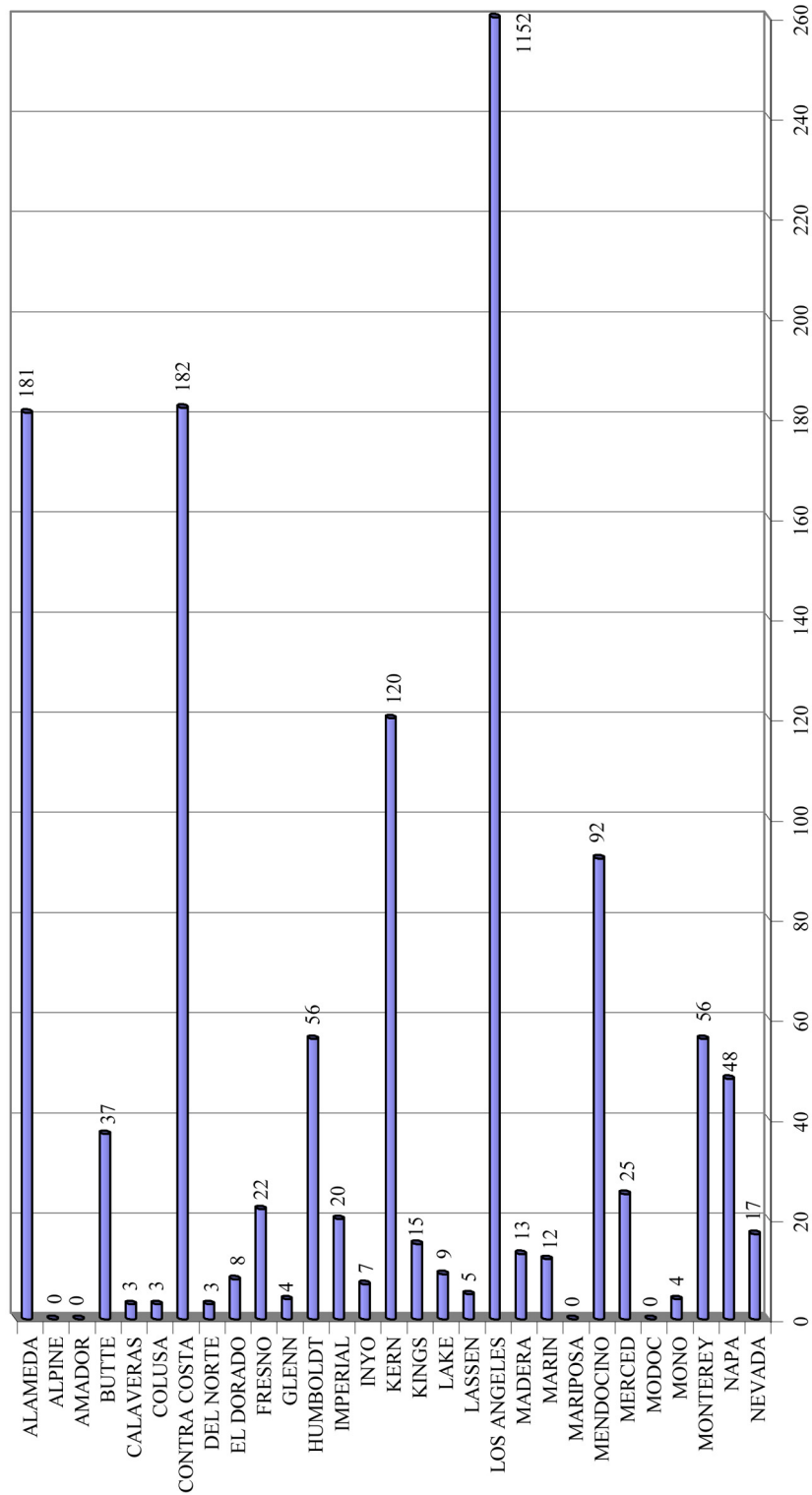
Table 1

County	Total Cases Initiated	Estimated Value of Assets Seized
SAN LUIS OBISPO	36	\$152,393.59
SAN MATEO	59	\$280,213.79
SANTA BARBARA	56	\$331,756.83
SANTA CLARA	142	\$946,097.84
SANTA CRUZ	46	\$140,246.19
SHASTA	52	\$192,231.23
SIERRA	0	\$0.00
SISKIYOU	10	\$107,685.00
SOLANO	145	\$617,320.42
SONOMA	33	\$282,404.47
STANISLAUS	46	\$272,291.78
SUTTER	2	\$3,658.00
TEHAMA	11	\$78,174.88
TRINITY	2	\$9,846.00
TULARE	11	\$58,622.00
TUOLUMNE	3	\$7,834.12
VENTURA	68	\$1,220,294.63
YOLO	47	\$150,140.84
YUBA	3	\$10,603.74
Total:	4,324	\$33,664,731.51



State of California
ASSET FORFEITURE REPORT - 2005

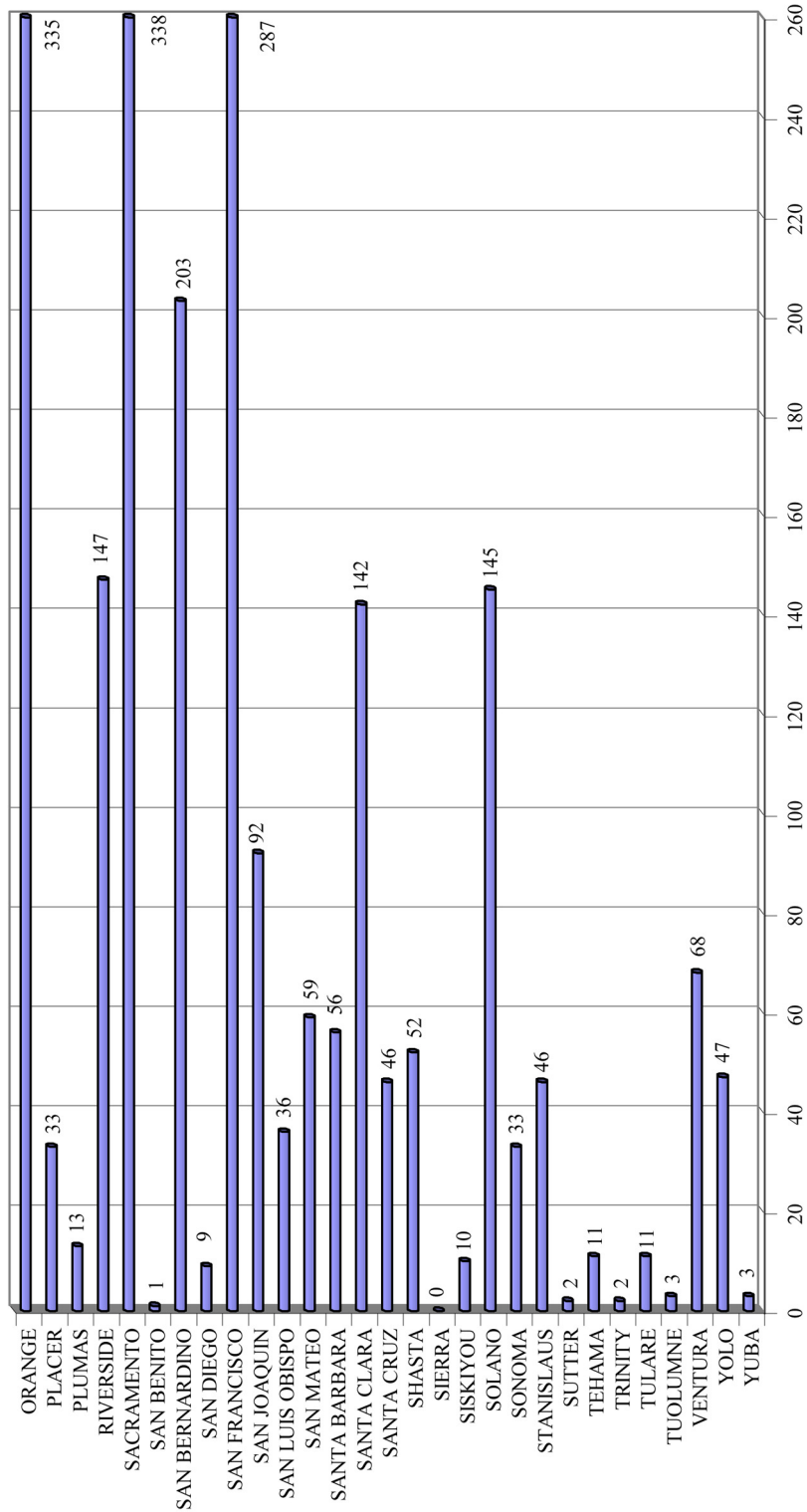
Number of Forfeiture Actions Initiated by County
January 1, 2005 - December 31, 2005





State of California
ASSET FORFEITURE REPORT - 2005

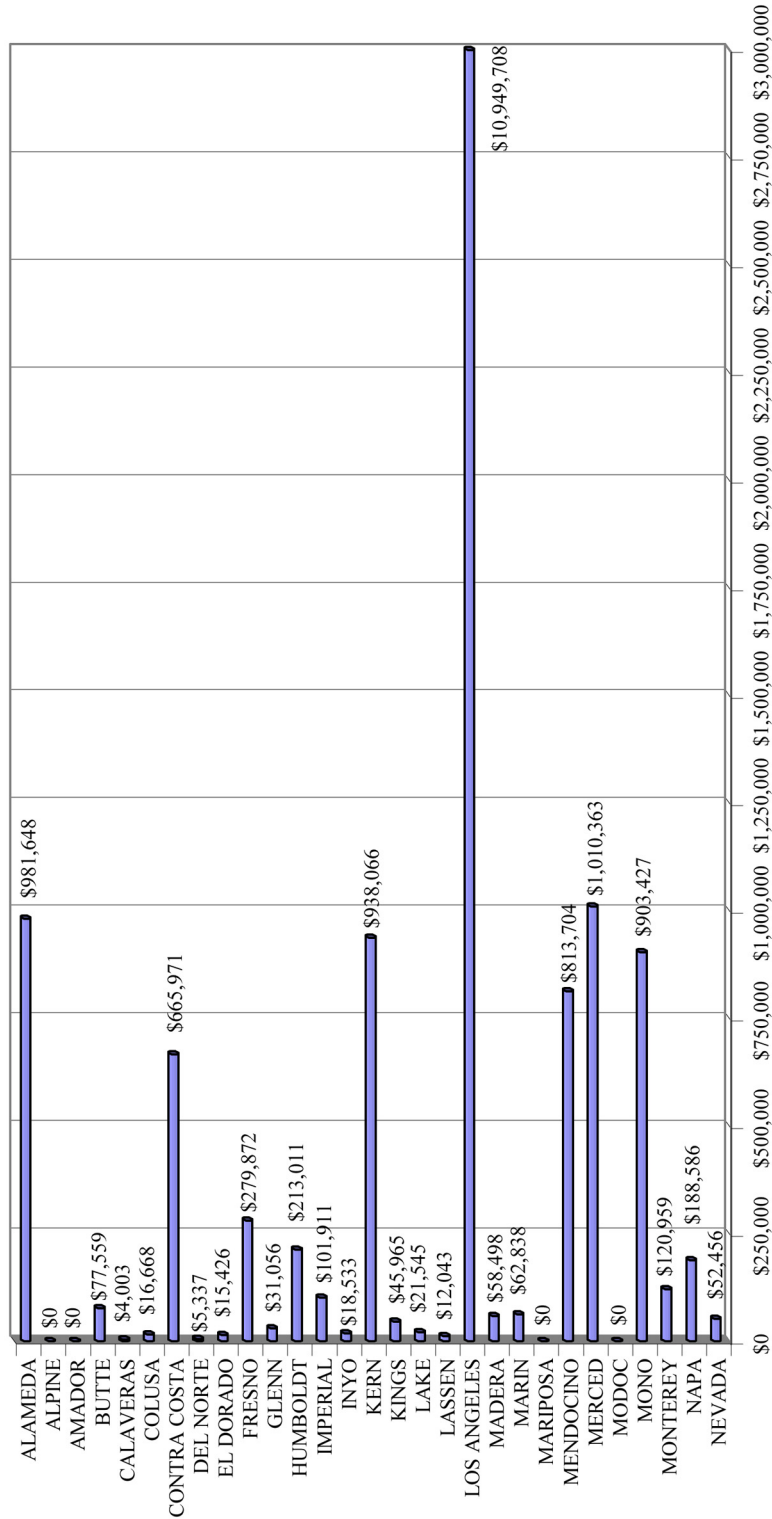
Number of Forfeiture Actions Initiated by County
January 1, 2005 - December 31, 2005





State of California
ASSET FORFEITURE REPORT - 2005

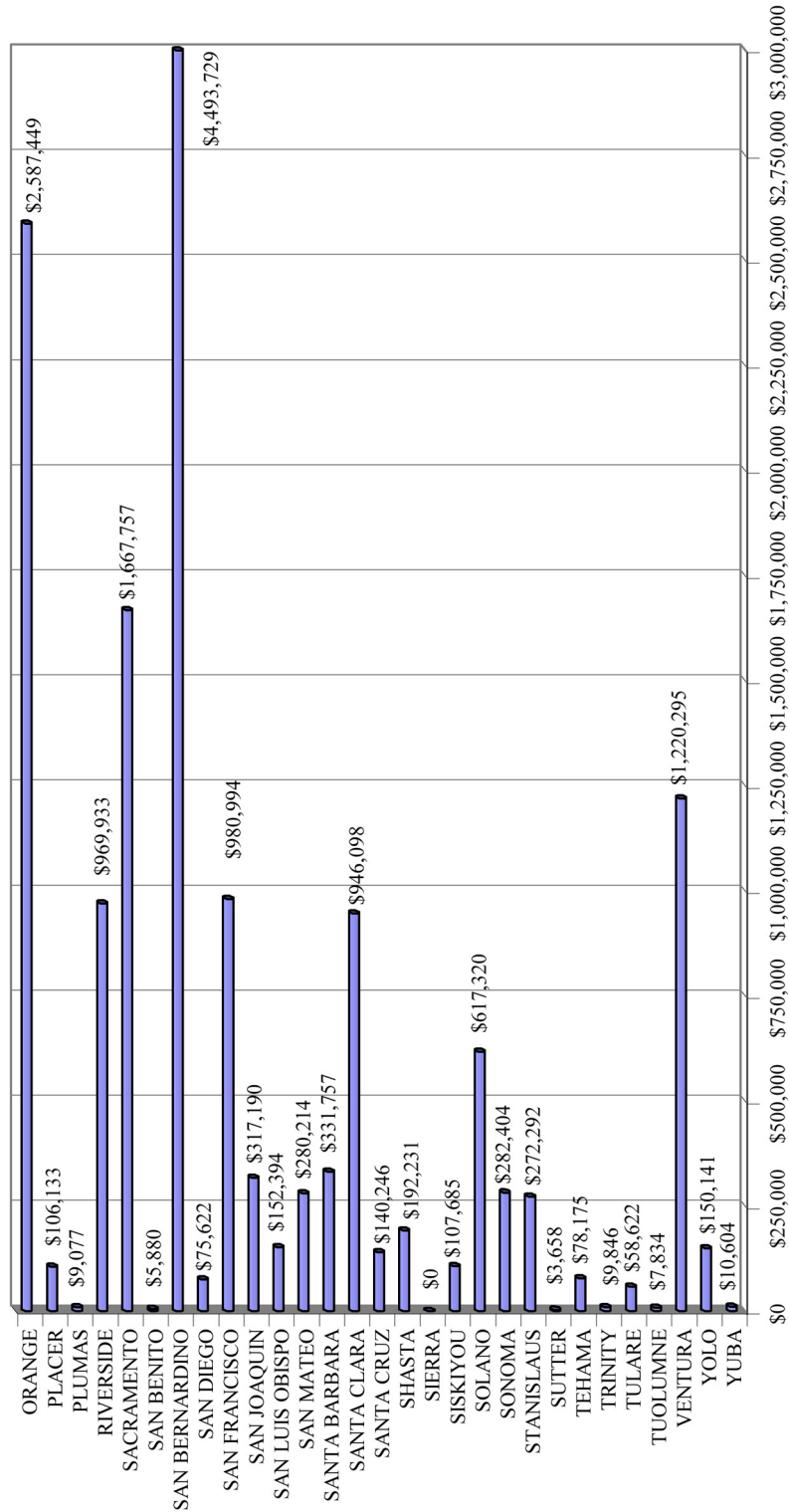
**Estimated Value of Forfeiture Actions Initiated by County
 January 1, 2005 - December 31, 2005**





State of California
ASSET FORFEITURE REPORT - 2005

**Estimated Value of Forfeiture Actions Initiated by County
 January 1, 2005 - December 31, 2005**





*Forfeitures
Completed*

- ◆ **Table 2** provides summary information by county on asset forfeiture cases completed pursuant to California law during 2005. (This includes disbursement information on cases initiated from 1995 through 2005.)

- ◆ For purposes of this report, an asset forfeiture case is considered completed when forfeiture has been ordered or declared and all assets have been distributed.

- ◆ **Table 3** provides detailed information on each asset forfeiture case completed pursuant to California law during 2005. (This includes disbursement information on cases initiated from 1995 through 2005.)

- ◆ The “Amount Forfeited” listed in Table 3 for each case represents the net amount available for disbursement, after deduction of costs or returns to claimants and addition of accrued interest.

- ◆ Cases initiated from 1995 through 2005 in which only partial distribution has been made are not listed in Table 3 and are considered still pending.

- ◆ The following counties show zeroes in Table 2 and are not shown in Table 3 because, during this report period, they did not fully distribute assets from any forfeiture cases initiated from 1995 through 2005:

Alpine	Amador	Colusa
Del Norte	Mariposa	Modoc
Mono	Plumas	San Benito
Sierra		



State of California
ASSET FORFEITURE REPORT - 2005

Table 2

County	Forfeitures Completed	Amount Disbursed
ALAMEDA	165	\$405,406.23
ALPINE	0	\$0.00
AMADOR	0	\$0.00
BUTTE	25	\$38,934.27
CALAVERAS	7	\$15,534.55
COLUSA	0	\$0.00
CONTRA COSTA	214	\$690,907.60
DEL NORTE	0	\$0.00
EL DORADO	7	\$9,066.68
FRESNO	3	\$16,631.80
GLENN	1	\$1,265.00
HUMBOLDT	53	\$196,399.15
IMPERIAL	22	\$38,511.78
INYO	5	\$8,886.13
KERN	147	\$851,291.89
KINGS	16	\$33,331.67
LAKE	6	\$16,612.21
LASSEN	3	\$11,870.80
LOS ANGELES	901	\$7,122,873.48
MADERA	2	\$49,760.35
MARIN	2	\$16,591.26
MARIPOSA	0	\$0.00
MENDOCINO	50	\$312,434.54
MERCED	17	\$272,095.32
MODOC	0	\$0.00
MONO	0	\$0.00
MONTEREY	54	\$203,119.65
NAPA	40	\$178,860.49
NEVADA	4	\$17,100.15
ORANGE	222	\$589,019.85
PLACER	18	\$33,989.68
PLUMAS	0	\$0.00
RIVERSIDE	188	\$998,457.41
SACRAMENTO	306	\$1,332,434.84
SAN BENITO	0	\$0.00
SAN BERNARDINO	173	\$2,300,536.70
SAN DIEGO	5	\$86,139.57
SAN FRANCISCO	289	\$806,200.32
SAN JOAQUIN	60	\$129,980.26
SAN LUIS OBISPO	32	\$97,569.83
SAN MATEO	67	\$589,566.78



State of California
ASSET FORFEITURE REPORT - 2005

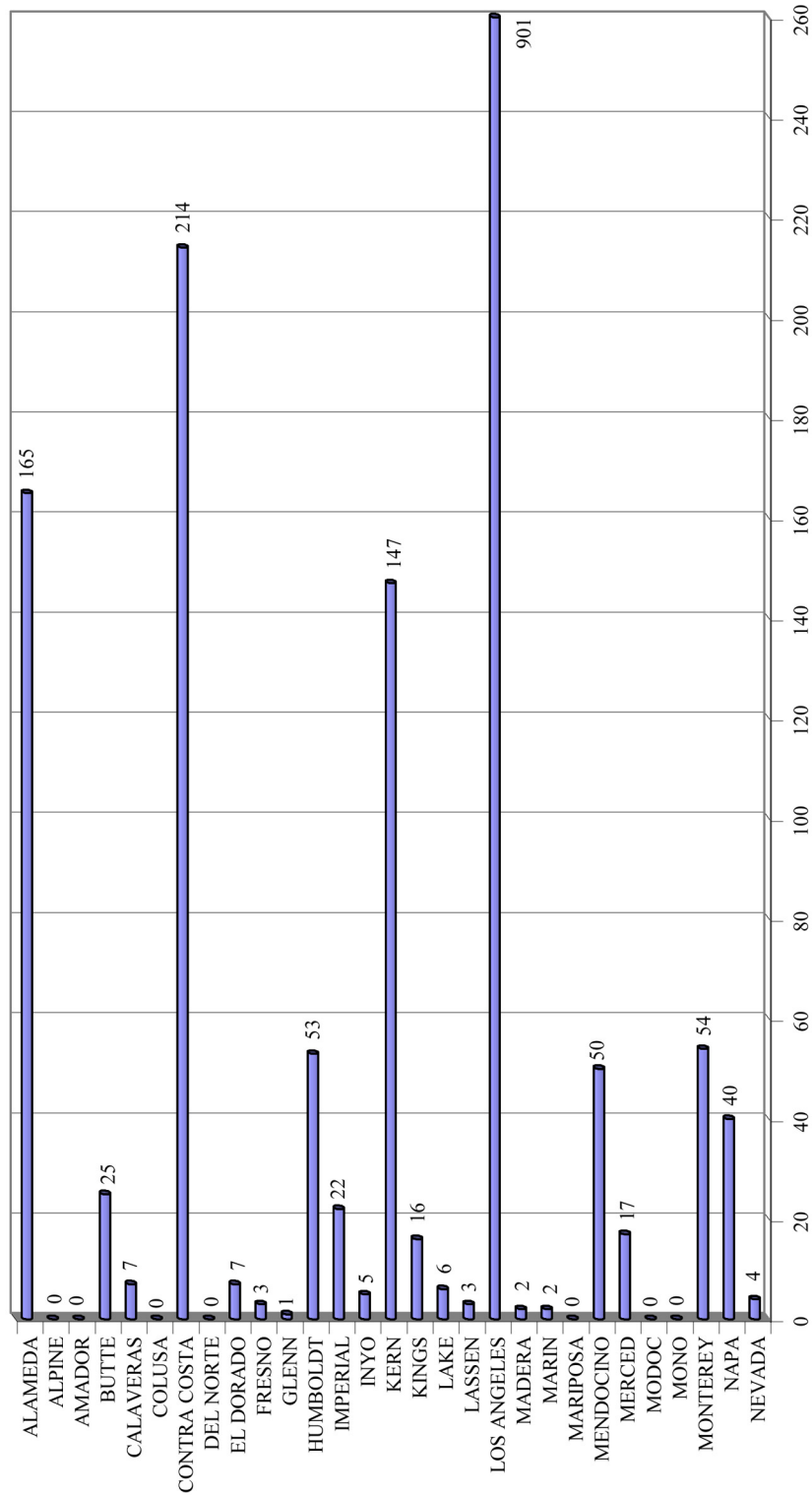
Table 2

County	Forfeitures Completed	Amount Disbursed
SANTA BARBARA	45	\$205,086.65
SANTA CLARA	104	\$537,517.35
SANTA CRUZ	47	\$163,320.21
SHASTA	63	\$248,476.65
SIERRA	0	\$0.00
SISKIYOU	5	\$5,450.90
SOLANO	126	\$196,906.39
SONOMA	22	\$168,278.51
STANISLAUS	43	\$205,460.68
SUTTER	1	\$1,038.85
TEHAMA	7	\$21,091.92
TRINITY	2	\$6,754.19
TULARE	17	\$85,779.76
TUOLUMNE	3	\$8,134.39
VENTURA	56	\$426,151.41
YOLO	38	\$125,226.91
YUBA	2	\$10,754.88
Total:	3,685	\$19,886,809.89



State of California
ASSET FORFEITURE REPORT - 2005

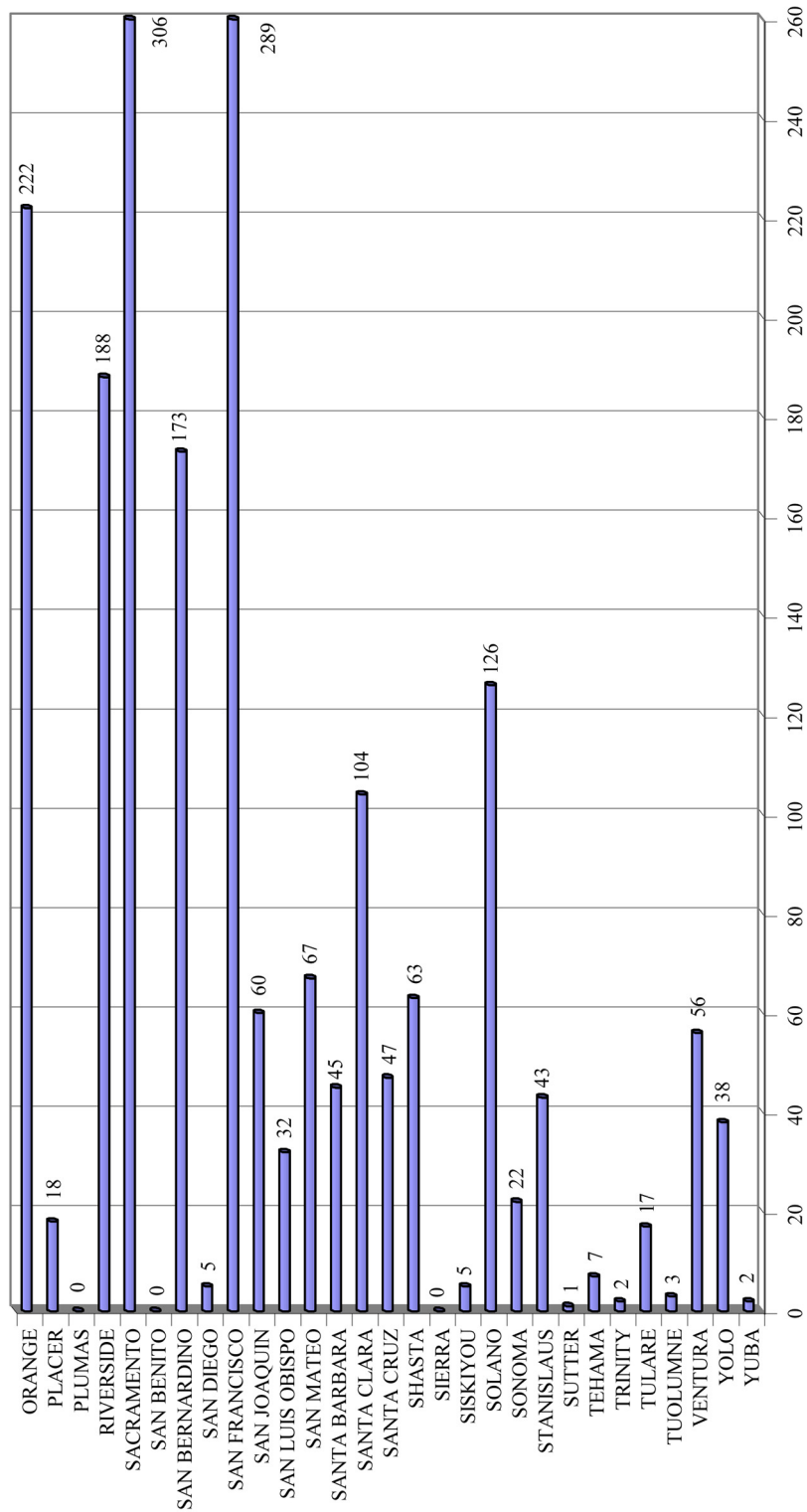
**Number of Forfeiture Actions Completed by County
 January 1, 2005 - December 31, 2005**





State of California
ASSET FORFEITURE REPORT - 2005

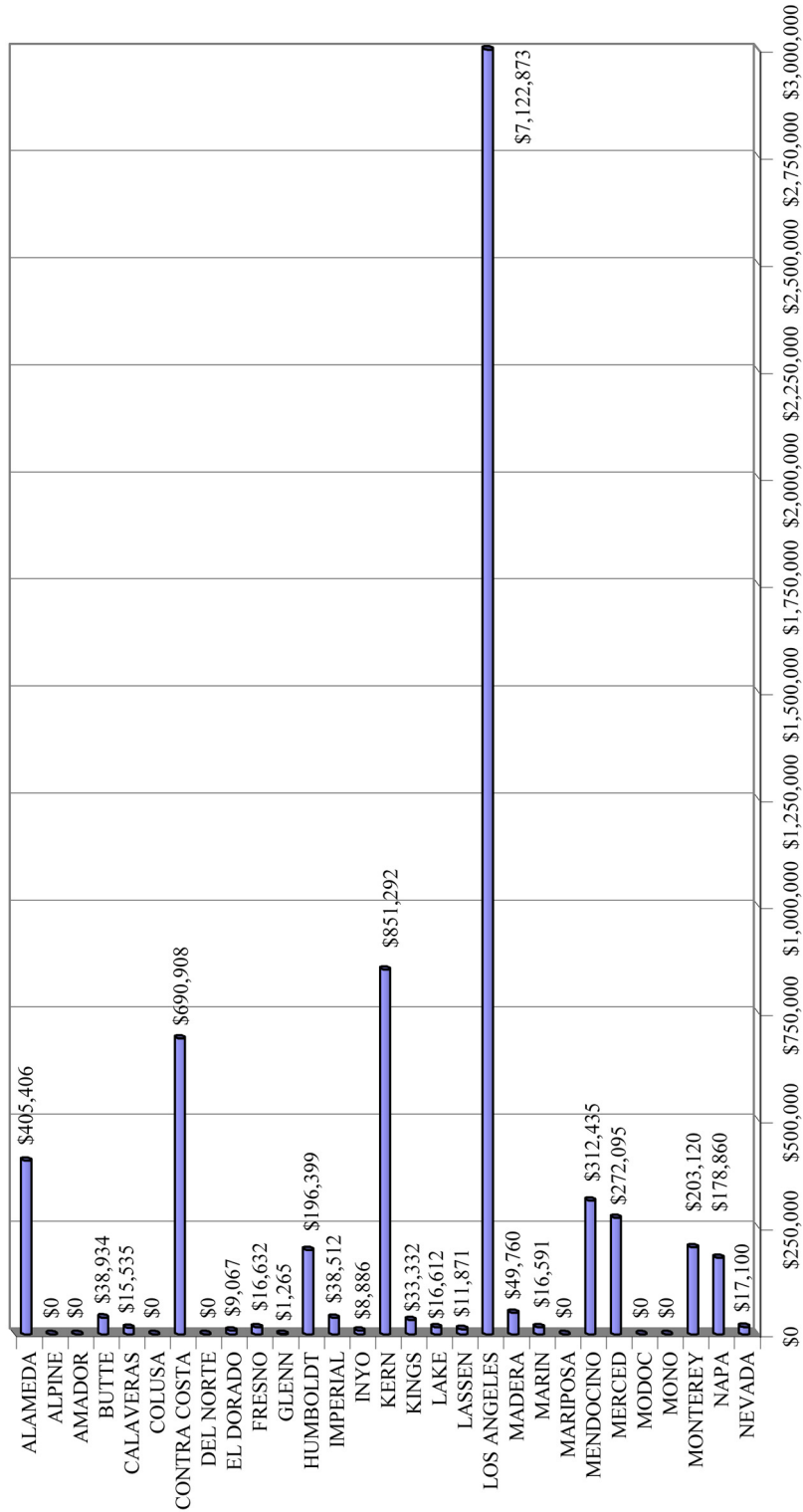
**Number of Forfeiture Actions Completed by County
 January 1, 2005 - December 31, 2005**





State of California
ASSET FORFEITURE REPORT - 2005

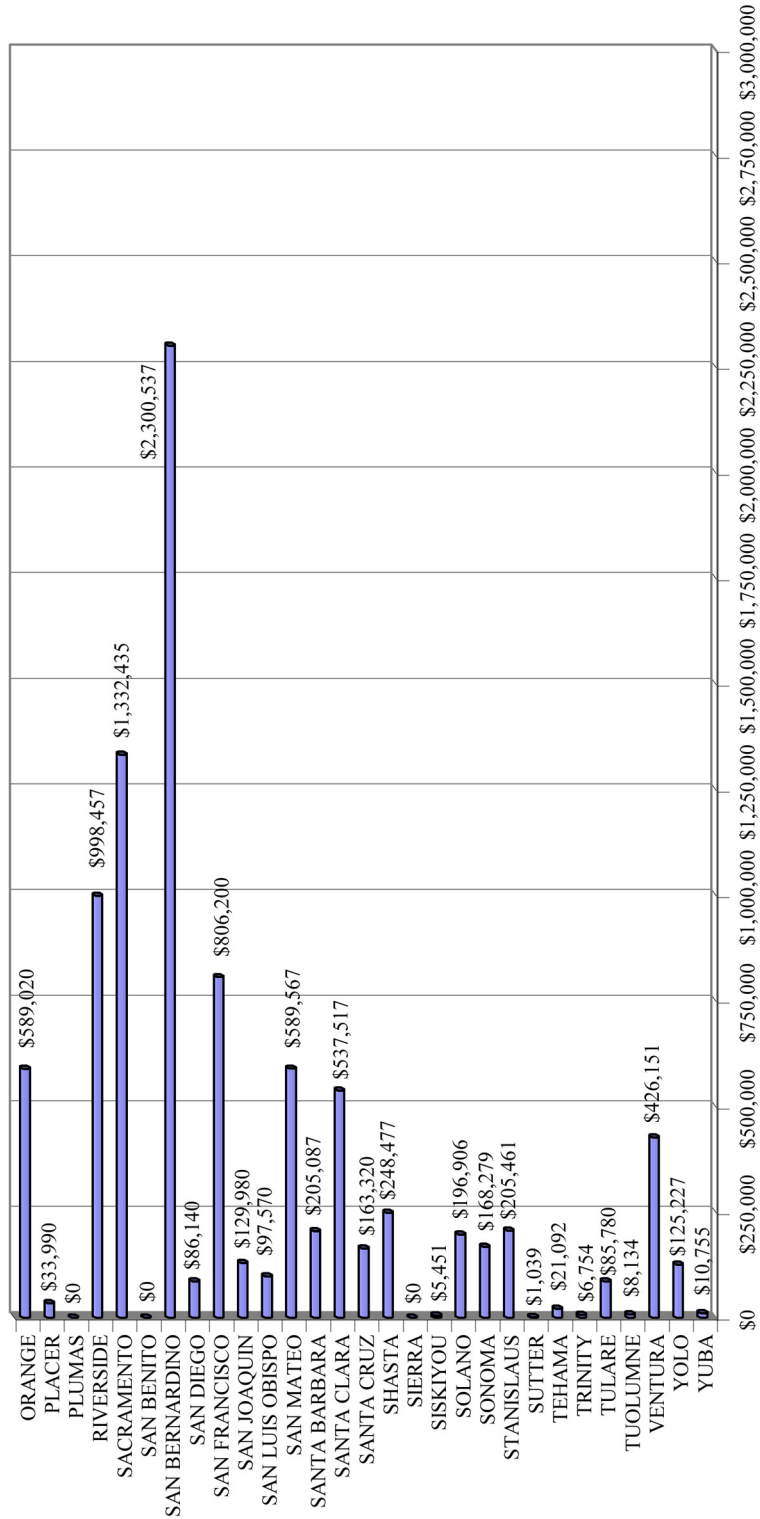
**Estimated Value of Forfeiture Actions Completed by County
 January 1, 2005 - December 31, 2005**





State of California
ASSET FORFEITURE REPORT - 2005

**Estimated Value of Forfeiture Actions Completed by County
 January 1, 2005 - December 31, 2005**





State of California
ASSET FORFEITURE REPORT - 2005

Table 3

Admin Number	Docket Number	Amount Forfeited	Date Disbursed	Recipient	Amount Disbursed
ALAMEDA					
Y2-123		\$922.02	6/8/2005	CDA DA OFFICE GENERAL FUND OAKLAND PD	\$9.22 \$92.20 \$221.28 \$599.32
Y22-118		\$1,239.00	2/4/2005	CDA DA OFFICE GENERAL FUND OAKLAND PD	\$12.39 \$123.90 \$297.36 \$805.35
Y22-144		\$850.00	2/4/2005	CDA DA OFFICE GENERAL FUND OAKLAND PD	\$8.50 \$85.00 \$204.00 \$552.50
Y22-145		\$1,811.00	2/4/2005	CDA DA OFFICE GENERAL FUND OAKLAND PD	\$18.11 \$181.10 \$434.64 \$1,177.15
Y22-154		\$714.00	2/4/2005	CDA DA OFFICE GENERAL FUND OAKLAND PD	\$7.14 \$71.40 \$171.36 \$464.10
Y22-156		\$6,310.00	2/4/2005	ALAMEDA CO SO CDA DA OFFICE GENERAL FUND	\$4,101.50 \$63.10 \$631.00 \$1,514.40
Y22-161		\$872.00	2/4/2005	CDA DA OFFICE GENERAL FUND OAKLAND PD	\$8.72 \$87.20 \$209.28 \$566.80
Y22-165		\$2,803.00	6/8/2005	CDA DA OFFICE GENERAL FUND OAKLAND PD	\$28.03 \$280.30 \$672.72 \$1,821.95
Y23-024		\$1,652.00	2/4/2005	CDA DA OFFICE GENERAL FUND OAKLAND PD	\$16.52 \$165.20 \$396.48 \$1,073.80



State of California
ASSET FORFEITURE REPORT - 2005

Table 3

Admin Number	Docket Number	Amount Forfeited	Date Disbursed	Recipient	Amount Disbursed
Y23-027		\$804.00	6/8/2005	CDA DA OFFICE GENERAL FUND OAKLAND PD	\$8.04 \$80.40 \$192.96 \$522.60
Y23-029		\$1,359.58	2/4/2005	ALAMEDA CO SO CDA DA OFFICE GENERAL FUND	\$883.72 \$13.60 \$135.96 \$326.30
Y23-036		\$5,803.83	2/4/2005	CDA DA OFFICE GENERAL FUND PLEASANTON PD	\$58.04 \$580.38 \$1,392.92 \$3,772.49
Y23-040		\$3,750.00	2/4/2005	CDA DA OFFICE GENERAL FUND OAKLAND PD	\$37.50 \$375.00 \$900.00 \$2,437.50
Y23-046		\$6,941.00	2/4/2005	ALAMEDA CO SO CDA DA OFFICE GENERAL FUND	\$4,511.65 \$69.41 \$694.10 \$1,665.84
Y23-049		\$2,898.00	1/1/2005	CDA DA OFFICE GENERAL FUND	\$28.98 \$289.80 \$695.52 \$1,883.70
Y23-05		\$282.00	6/20/2005	CDA DA OFFICE GENERAL FUND OAKLAND PD	\$2.82 \$28.20 \$67.68 \$183.30
Y23-055		\$779.00	2/4/2005	CDA DA OFFICE GENERAL FUND OAKLAND PD	\$7.79 \$77.90 \$186.96 \$506.35
Y23-058		\$1,582.00	2/4/2005	CDA DA OFFICE GENERAL FUND OAKLAND PD	\$15.82 \$158.20 \$379.68 \$1,028.30
Y23-059		\$1,129.00	6/8/2005	CDA	\$11.29



State of California
ASSET FORFEITURE REPORT - 2005

Table 3

Admin Number	Docket Number	Amount Forfeited	Date Disbursed	Recipient	Amount Disbursed
				DA OFFICE	\$112.90
				GENERAL FUND	\$270.96
				OAKLAND PD	\$733.85
Y23-060		\$1,384.00	2/4/2005		
				CDA A	\$13.84
				DA OFFICE	\$138.40
				GENERAL FUND	\$332.16
				OAKLAND PD	\$899.60
Y23-063		\$728.00	6/8/2005		
				CDA A	\$7.28
				DA OFFICE	\$72.80
				GENERAL FUND	\$174.72
				OAKLAND PD	\$473.20
Y23-072		\$857.00	2/4/2005		
				CDA A	\$8.57
				DA OFFICE	\$85.70
				GENERAL FUND	\$205.68
				OAKLAND PD	\$557.05
Y23-073		\$1,073.00	2/4/2005		
				CDA A	\$10.73
				DA OFFICE	\$107.30
				GENERAL FUND	\$257.52
				OAKLAND PD	\$697.45
Y23-074		\$8,551.66	6/8/2005		
				CDA A	\$85.52
				DA OFFICE	\$855.17
				GENERAL FUND	\$2,052.40
				TF SOUTHERN ALAMEDA CO	\$5,558.57
Y23-075		\$910.00	2/4/2005		
				CDA A	\$9.10
				DA OFFICE	\$91.00
				GENERAL FUND	\$218.40
				OAKLAND PD	\$591.50
Y23-077		\$1,168.00	2/4/2005		
				CDA A	\$11.68
				DA OFFICE	\$116.80
				GENERAL FUND	\$280.32
				OAKLAND PD	\$759.20
Y23-080		\$873.00	6/20/2005		
				CDA A	\$8.73
				DA OFFICE	\$87.30
				GENERAL FUND	\$209.52
				OAKLAND PD	\$567.45
Y23-086		\$838.00	2/4/2005		
				CDA A	\$8.38
				DA OFFICE	\$83.80
				GENERAL FUND	\$201.12



State of California
ASSET FORFEITURE REPORT - 2005

Table 3

Admin Number	Docket Number	Amount Forfeited	Date Disbursed	Recipient	Amount Disbursed
Y23-088		\$1,770.46	2/4/2005	OAKLAND PD	\$544.70
				CDA A	\$17.70
				DA OFFICE	\$177.05
				GENERAL FUND	\$424.91
				PLEASANTON PD	\$1,150.80
Y23-089		\$2,363.00	6/8/2005		
				CDA A	\$23.63
				DA OFFICE	\$236.30
				GENERAL FUND	\$567.12
				OAKLAND PD	\$1,535.95
Y23-09		\$1,501.00	2/4/2005		
				CDA A	\$15.01
				DA OFFICE	\$150.10
				DUBLIN PD	\$975.65
				GENERAL FUND	\$360.24
Y23-090		\$2,422.00	2/4/2005		
				CDA A	\$24.22
				DA OFFICE	\$242.20
				GENERAL FUND	\$581.28
				OAKLAND PD	\$1,574.30
Y23-092		\$1,419.00	2/4/2005		
				CDA A	\$14.19
				DA OFFICE	\$141.90
				GENERAL FUND	\$340.56
				OAKLAND PD	\$922.35
Y23-093		\$662.00	2/4/2005		
				CDA A	\$6.62
				DA OFFICE	\$66.20
				GENERAL FUND	\$158.88
				OAKLAND PD	\$430.30
Y23-096		\$21,236.00	2/4/2005		
				CDA A	\$212.36
				DA OFFICE	\$2,123.60
				GENERAL FUND	\$5,096.64
				OAKLAND PD	\$13,803.40
Y23-097		\$714.00	2/4/2005		
				CDA A	\$7.14
				DA OFFICE	\$71.40
				GENERAL FUND	\$171.36
				OAKLAND PD	\$464.10
Y23-098		\$7,808.00	1/1/2005		
				CDA A	\$78.08
				DA OFFICE	\$780.80
				GENERAL FUND	\$1,873.92
					\$5,075.20



State of California
ASSET FORFEITURE REPORT - 2005

Table 3

Admin Number	Docket Number	Amount Forfeited	Date Disbursed	Recipient	Amount Disbursed
Y23-10		\$1,120.00	6/8/2005	CDA DA OFFICE GENERAL FUND OAKLAND PD	\$11.20 \$112.00 \$268.80 \$728.00
Y23-102		\$2,596.26	6/8/2005	CA DOJ-BNE SAN FRANCISCO CDA DA OFFICE GENERAL FUND	\$1,687.57 \$25.96 \$259.63 \$623.10
Y23-103		\$2,727.00	2/4/2005	CDA DA OFFICE GENERAL FUND OAKLAND PD	\$27.27 \$272.70 \$654.48 \$1,772.55
Y23-105		\$2,833.00	2/4/2005	CDA DA OFFICE GENERAL FUND OAKLAND PD	\$28.33 \$283.30 \$679.92 \$1,841.45
Y23-107		\$776.00	2/4/2005	CDA DA OFFICE GENERAL FUND OAKLAND PD	\$7.76 \$77.60 \$186.24 \$504.40
Y23-109		\$1,578.00	2/4/2005	CDA DA OFFICE GENERAL FUND OAKLAND PD	\$15.78 \$157.80 \$378.72 \$1,025.70
Y23-11		\$4,517.00	6/8/2005	CDA DA OFFICE GENERAL FUND OAKLAND PD	\$45.17 \$451.70 \$1,084.08 \$2,936.05
Y23-111		\$1,041.00	2/4/2005	CDA DA OFFICE GENERAL FUND OAKLAND PD	\$10.41 \$104.10 \$249.84 \$676.65
Y23-112		\$1,395.00	6/8/2005	CDA DA OFFICE GENERAL FUND OAKLAND PD	\$13.95 \$139.50 \$334.80 \$906.75
Y23-117		\$9,304.00	2/4/2005	CDA	\$93.04



State of California
ASSET FORFEITURE REPORT - 2005

Table 3

Admin Number	Docket Number	Amount Forfeited	Date Disbursed	Recipient	Amount Disbursed
				DA OFFICE	\$930.40
				GENERAL FUND	\$2,232.96
				OAKLAND PD	\$6,047.60
Y23-121		\$3,572.00	2/4/2005		
				ALAMEDA CO SO	\$2,321.80
				CDA A	\$35.72
				DA OFFICE	\$357.20
				GENERAL FUND	\$857.28
Y23-123		\$4,837.00	2/4/2005		
				ALAMEDA CO SO	\$3,144.05
				CDA A	\$48.37
				DA OFFICE	\$483.70
				GENERAL FUND	\$1,160.88
Y23-124		\$3,070.93	2/4/2005		
				CDA A	\$30.71
				CHP-OAKLAND	\$1,996.11
				DA OFFICE	\$307.09
				GENERAL FUND	\$737.02
Y23-129		\$1,161.00	2/4/2005		
				CDA A	\$11.61
				DA OFFICE	\$116.10
				GENERAL FUND	\$278.64
				OAKLAND PD	\$754.65
Y23-131		\$335.15	2/4/2005		
				CDA A	\$3.35
				DA OFFICE	\$33.52
				GENERAL FUND	\$80.44
				TF SOUTHERN ALAMEDA CO	\$217.84
Y23-133		\$8,957.00	1/1/2005		
				CDA A	\$89.57
				DA OFFICE	\$895.70
				GENERAL FUND	\$2,149.68
					\$5,822.05
Y23-135		\$775.10	2/4/2005		
				CDA A	\$7.75
				DA OFFICE	\$77.51
				GENERAL FUND	\$186.02
				OAKLAND PD	\$503.82
Y23-136		\$867.46	2/4/2005		
				CDA A	\$8.67
				DA OFFICE	\$86.75
				GENERAL FUND	\$208.19
				OAKLAND PD	\$563.85
Y23-137		\$1,038.00	2/4/2005		
				CDA A	\$10.38
				DA OFFICE	\$103.80
				GENERAL FUND	\$249.12



State of California
ASSET FORFEITURE REPORT - 2005

Table 3

Admin Number	Docket Number	Amount Forfeited	Date Disbursed	Recipient	Amount Disbursed
Y23-138		\$2,571.00	2/4/2005	OAKLAND PD	\$674.70
				CDA A	\$25.71
				DA OFFICE	\$257.10
				GENERAL FUND	\$617.04
				OAKLAND PD	\$1,671.15
Y23-139		\$6,739.00	2/4/2005		
				CDA A	\$67.39
				DA OFFICE	\$673.90
				GENERAL FUND	\$1,617.36
				OAKLAND PD	\$4,380.35
Y23-14		\$1,133.00	6/20/2005		
				CDA A	\$11.33
				DA OFFICE	\$113.30
				GENERAL FUND	\$271.92
				OAKLAND PD	\$736.45
Y23-147		\$1,472.00	2/4/2005		
				ALAMEDA CO SO	\$956.80
				CDA A	\$14.72
				DA OFFICE	\$147.20
				GENERAL FUND	\$353.28
Y23-149		\$1,888.00	2/4/2005		
				CDA A	\$18.88
				DA OFFICE	\$188.80
				GENERAL FUND	\$453.12
				OAKLAND PD	\$1,227.20
Y23-152		\$835.00	2/4/2005		
				CDA A	\$8.35
				DA OFFICE	\$83.50
				GENERAL FUND	\$200.40
				OAKLAND PD	\$542.75
Y23-153		\$677.00	2/4/2005		
				CDA A	\$6.77
				DA OFFICE	\$67.70
				GENERAL FUND	\$162.48
				OAKLAND PD	\$440.05
Y23-154		\$930.00	6/8/2005		
				CDA A	\$9.30
				DA OFFICE	\$93.00
				GENERAL FUND	\$223.20
				OAKLAND PD	\$604.50
Y23-155		\$1,180.00	6/8/2005		
				CDA A	\$11.80
				DA OFFICE	\$118.00
				GENERAL FUND	\$283.20
				OAKLAND PD	\$767.00



State of California
ASSET FORFEITURE REPORT - 2005

Table 3

Admin Number	Docket Number	Amount Forfeited	Date Disbursed	Recipient	Amount Disbursed
Y23-156		\$3,850.25	2/4/2005	CDA DA OFFICE GENERAL FUND OAKLAND PD	\$38.50 \$385.03 \$924.06 \$2,502.66
Y23-157		\$920.00	2/4/2005	CDA DA OFFICE GENERAL FUND OAKLAND PD	\$9.20 \$92.00 \$220.80 \$598.00
Y23-160		\$1,295.00	2/4/2005	CDA DA OFFICE GENERAL FUND OAKLAND PD	\$12.95 \$129.50 \$310.80 \$841.75
Y23-164		\$976.00	2/4/2005	CDA DA OFFICE GENERAL FUND OAKLAND PD	\$9.76 \$97.60 \$234.24 \$634.40
Y23-165		\$990.00	2/4/2005	CDA DA OFFICE GENERAL FUND OAKLAND PD	\$9.90 \$99.00 \$237.60 \$643.50
Y23-167		\$2,835.00	6/8/2005	CDA DA OFFICE GENERAL FUND OAKLAND PD	\$28.35 \$283.50 \$680.40 \$1,842.75
Y23-169		\$498.00	2/4/2005	ALAMEDA CO SO CDA DA OFFICE GENERAL FUND	\$323.70 \$4.98 \$49.80 \$119.52
Y23-171		\$3,685.00	2/4/2005	ALAMEDA CO SO CDA DA OFFICE GENERAL FUND	\$2,395.25 \$36.85 \$368.50 \$884.40
Y23-172		\$1,308.00	2/4/2005	CDA DA OFFICE GENERAL FUND OAKLAND PD	\$13.08 \$130.80 \$313.92 \$850.20
Y23-177		\$2,212.00	2/4/2005	CDA	\$22.12



State of California
ASSET FORFEITURE REPORT - 2005

Table 3

Admin Number	Docket Number	Amount Forfeited	Date Disbursed	Recipient	Amount Disbursed
				DA OFFICE	\$221.20
				GENERAL FUND	\$530.88
				OAKLAND PD	\$1,437.80
Y23-178		\$1,683.00	1/1/2005		
				CDA A	\$16.83
				DA OFFICE	\$168.30
				GENERAL FUND	\$403.92
					\$1,093.95
Y23-179		\$823.00	2/4/2005		
				ALAMEDA CO SO	\$534.95
				CDA A	\$8.23
				DA OFFICE	\$82.30
				GENERAL FUND	\$197.52
Y24-002		\$9,427.00	6/8/2005		
				CDA A	\$94.27
				DA OFFICE	\$942.70
				GENERAL FUND	\$2,262.48
				OAKLAND PD	\$6,127.55
Y24-003		\$1,447.00	2/4/2005		
				CDA A	\$14.47
				DA OFFICE	\$144.70
				GENERAL FUND	\$347.28
				OAKLAND PD	\$940.55
Y24-005		\$1,989.00	6/8/2005		
				CDA A	\$19.89
				DA OFFICE	\$198.90
				GENERAL FUND	\$477.36
				OAKLAND PD	\$1,292.85
Y24-006		\$9,815.00	2/4/2005		
				CDA A	\$98.15
				DA OFFICE	\$981.50
				GENERAL FUND	\$2,355.60
				OAKLAND PD	\$6,379.75
Y24-007		\$7,560.78	2/4/2005		
				CDA A	\$75.61
				DA OFFICE	\$756.08
				GENERAL FUND	\$1,814.59
				PLEASANTON PD	\$4,914.50
Y24-008		\$3,651.00	1/1/2005		
				CDA A	\$36.51
				DA OFFICE	\$365.10
				GENERAL FUND	\$876.24
					\$2,373.15
Y24-010		\$920.00	2/4/2005		
				CDA A	\$9.20
				DA OFFICE	\$92.00
				GENERAL FUND	\$220.80



State of California
ASSET FORFEITURE REPORT - 2005

Table 3

Admin Number	Docket Number	Amount Forfeited	Date Disbursed	Recipient	Amount Disbursed
				OAKLAND PD	\$598.00
Y24-012		\$1,236.00	2/4/2005	ALAMEDA CO SO	\$803.40
				CDAA	\$12.36
				DA OFFICE	\$123.60
				GENERAL FUND	\$296.64
Y24-015		\$1,998.00	6/8/2005	CDAA	\$19.98
				DA OFFICE	\$199.80
				GENERAL FUND	\$479.52
				OAKLAND PD	\$1,298.70
Y24-016		\$2,641.00	1/1/2005	CDAA	\$26.41
				DA OFFICE	\$264.10
				GENERAL FUND	\$633.84
					\$1,716.65
Y24-018		\$1,657.58	6/8/2005	CDAA	\$16.58
				DA OFFICE	\$165.76
				GENERAL FUND	\$397.82
				OAKLAND PD	\$1,077.42
Y24-020		\$767.00	6/8/2005	CDAA	\$7.67
				DA OFFICE	\$76.70
				GENERAL FUND	\$184.08
				OAKLAND PD	\$498.55
Y24-022		\$1,721.57	6/8/2005	CDAA	\$17.22
				CHP-OAKLAND	\$1,119.01
				DA OFFICE	\$172.16
				GENERAL FUND	\$413.18
Y24-024		\$1,318.00	6/8/2005	CDAA	\$13.18
				DA OFFICE	\$131.80
				GENERAL FUND	\$316.32
				SAN LEANDRO PD	\$856.70
Y24-030		\$7,587.06	6/8/2005	CDAA	\$75.87
				CHP-DUBLIN	\$4,931.59
				DA OFFICE	\$758.71
				GENERAL FUND	\$1,820.89
Y24-032		\$1,535.00	6/8/2005	CDAA	\$15.35
				DA OFFICE	\$153.50
				GENERAL FUND	\$368.40
				OAKLAND PD	\$997.75



State of California
ASSET FORFEITURE REPORT - 2005

Table 3

Admin Number	Docket Number	Amount Forfeited	Date Disbursed	Recipient	Amount Disbursed
Y24-038		\$1,870.52	6/8/2005	ALAMEDA PD	\$1,215.84
				CDA A	\$18.71
				DA OFFICE	\$187.05
				GENERAL FUND	\$448.92
Y24-040		\$1,305.00	6/8/2005	CDA A	\$13.05
				DA OFFICE	\$130.50
				GENERAL FUND	\$313.20
				OAKLAND PD	\$848.25
Y24-041		\$990.00	6/8/2005	CDA A	\$9.90
				DA OFFICE	\$99.00
				GENERAL FUND	\$237.60
				OAKLAND PD	\$643.50
Y24-042		\$3,502.00	6/8/2005	CDA A	\$35.02
				DA OFFICE	\$350.20
				GENERAL FUND	\$840.48
				OAKLAND PD	\$2,276.30
Y24-043		\$10,901.58	6/20/2005	CDA A	\$109.02
				DA OFFICE	\$1,090.16
				GENERAL FUND	\$2,616.38
				OAKLAND PD	\$7,086.02
Y24-046		\$1,358.58	6/8/2005	CDA A	\$13.59
				DA OFFICE	\$135.86
				GENERAL FUND	\$326.06
				OAKLAND PD	\$883.07
Y24-048		\$731.00	6/8/2005	CDA A	\$7.31
				DA OFFICE	\$73.10
				GENERAL FUND	\$175.44
				OAKLAND PD	\$475.15
Y24-050		\$6,461.00	6/8/2005	CDA A	\$64.61
				DA OFFICE	\$646.10
				GENERAL FUND	\$1,550.64
				OAKLAND PD	\$4,199.65
Y24-055		\$3,525.00	1/1/2005	CDA A	\$35.25
				DA OFFICE	\$352.50
				GENERAL FUND	\$846.00
					\$2,291.25
Y24-056		\$700.00	6/8/2005	CDA A	\$7.00



State of California
ASSET FORFEITURE REPORT - 2005

Table 3

Admin Number	Docket Number	Amount Forfeited	Date Disbursed	Recipient	Amount Disbursed
				DA OFFICE	\$70.00
				GENERAL FUND	\$168.00
				OAKLAND PD	\$455.00
Y24-058		\$7,445.00	6/8/2005		
				CDA A	\$74.45
				DA OFFICE	\$744.50
				GENERAL FUND	\$1,786.80
				LIVERMORE PD	\$4,839.25
Y24-060		\$1,218.00	6/8/2005		
				CDA A	\$12.18
				DA OFFICE	\$121.80
				GENERAL FUND	\$292.32
				OAKLAND PD	\$791.70
Y24-064		\$2,340.00	6/8/2005		
				CDA A	\$23.40
				DA OFFICE	\$234.00
				GENERAL FUND	\$561.60
				OAKLAND PD	\$1,521.00
Y24-067		\$842.00	2/4/2005		
				ALAMEDA CO SO	\$547.30
				CDA A	\$8.42
				DA OFFICE	\$84.20
				GENERAL FUND	\$202.08
Y24-070		\$1,193.00	6/8/2005		
				CDA A	\$11.93
				DA OFFICE	\$119.30
				GENERAL FUND	\$286.32
				OAKLAND PD	\$775.45
Y24-071		\$746.00	6/8/2005		
				CDA A	\$7.46
				DA OFFICE	\$74.60
				GENERAL FUND	\$179.04
				OAKLAND PD	\$484.90
Y24-072		\$925.00	6/8/2005		
				CDA A	\$9.25
				DA OFFICE	\$92.50
				GENERAL FUND	\$222.00
				OAKLAND PD	\$601.25
Y24-074		\$1,158.00	6/8/2005		
				CDA A	\$11.58
				DA OFFICE	\$115.80
				GENERAL FUND	\$277.92
				OAKLAND PD	\$752.70
Y24-078		\$1,947.00	6/8/2005		
				CDA A	\$19.47
				DA OFFICE	\$194.70
				GENERAL FUND	\$467.28



State of California
ASSET FORFEITURE REPORT - 2005

Table 3

Admin Number	Docket Number	Amount Forfeited	Date Disbursed	Recipient	Amount Disbursed
				OAKLAND PD	\$1,265.55
Y24-079		\$673.41	2/4/2005		
				CDA A	\$6.73
				DA OFFICE	\$67.34
				GENERAL FUND	\$161.62
				TF SOUTHERN ALAMEDA CO	\$437.72
Y24-080		\$1,980.58	6/8/2005		
				CDA A	\$19.81
				DA OFFICE	\$198.06
				GENERAL FUND	\$475.34
				OAKLAND PD	\$1,287.37
Y24-083		\$1,694.00	6/8/2005		
				CDA A	\$16.94
				DA OFFICE	\$169.40
				GENERAL FUND	\$406.56
				OAKLAND PD	\$1,101.10
Y24-084		\$789.00	6/20/2005		
				CDA A	\$7.89
				DA OFFICE	\$78.90
				GENERAL FUND	\$189.36
				OAKLAND PD	\$512.85
Y24-085		\$1,460.00	6/20/2005		
				CDA A	\$14.60
				DA OFFICE	\$146.00
				GENERAL FUND	\$350.40
				OAKLAND PD	\$949.00
Y24-086		\$814.83	6/8/2005		
				CDA A	\$8.15
				DA OFFICE	\$81.48
				GENERAL FUND	\$195.56
				TF SOUTHERN ALAMEDA CO	\$529.64
Y24-088		\$689.00	6/8/2005		
				CDA A	\$6.89
				DA OFFICE	\$68.90
				GENERAL FUND	\$165.36
				OAKLAND PD	\$447.85
Y24-089		\$724.00	6/8/2005		
				CDA A	\$7.24
				DA OFFICE	\$72.40
				GENERAL FUND	\$173.76
				OAKLAND PD	\$470.60
Y24-093		\$743.00	6/20/2005		
				CDA A	\$7.43
				DA OFFICE	\$74.30
				GENERAL FUND	\$178.32
				OAKLAND PD	\$482.95



State of California
ASSET FORFEITURE REPORT - 2005

Table 3

Admin Number	Docket Number	Amount Forfeited	Date Disbursed	Recipient	Amount Disbursed
Y24-094		\$785.00	6/8/2005	CDA DA OFFICE GENERAL FUND OAKLAND PD	\$7.85 \$78.50 \$188.40 \$510.25
Y24-095		\$3,984.00	2/4/2005	ALAMEDA CO SO CDA DA OFFICE GENERAL FUND	\$2,589.60 \$39.84 \$398.40 \$956.16
Y24-096		\$1,051.00	6/8/2005	CDA DA OFFICE GENERAL FUND OAKLAND PD	\$10.51 \$105.10 \$252.24 \$683.15
Y24-097		\$1,277.00	6/20/2005	CDA DA OFFICE GENERAL FUND OAKLAND PD	\$12.77 \$127.70 \$306.48 \$830.05
Y24-098		\$1,147.17	2/4/2005	CDA DA OFFICE GENERAL FUND TF SOUTHERN ALAMEDA CO	\$11.47 \$114.72 \$275.32 \$745.66
Y24-099		\$2,602.80	2/4/2005	ALAMEDA PD CDA DA OFFICE GENERAL FUND	\$1,691.82 \$26.03 \$260.28 \$624.67
Y24-102		\$462.00	1/1/2005	CDA DA OFFICE GENERAL FUND	\$4.62 \$46.20 \$110.88 \$300.30
Y24-103		\$1,425.00	2/4/2005	CDA DA OFFICE GENERAL FUND SAN LEANDRO PD	\$14.25 \$142.50 \$342.00 \$926.25
Y24-106		\$2,035.00	6/20/2005	CDA DA OFFICE GENERAL FUND OAKLAND PD	\$20.35 \$203.50 \$488.40 \$1,322.75
Y24-107		\$3,443.00	1/1/2005	CDA	\$34.43



State of California
ASSET FORFEITURE REPORT - 2005

Table 3

Admin Number	Docket Number	Amount Forfeited	Date Disbursed	Recipient	Amount Disbursed
				DA OFFICE	\$344.30
				GENERAL FUND	\$826.32
					\$2,237.95
Y24-108		\$1,054.00	2/4/2005		
				CDA A	\$10.54
				DA OFFICE	\$105.40
				GENERAL FUND	\$252.96
				LIVERMORE PD	\$685.10
Y24-110		\$2,489.00	6/20/2005		
				CDA A	\$24.89
				DA OFFICE	\$248.90
				GENERAL FUND	\$597.36
				OAKLAND PD	\$1,617.85
Y24-113		\$703.00	6/20/2005		
				CDA A	\$7.03
				DA OFFICE	\$70.30
				GENERAL FUND	\$168.72
				OAKLAND PD	\$456.95
Y24-114		\$1,335.00	6/20/2005		
				CDA A	\$13.35
				DA OFFICE	\$133.50
				GENERAL FUND	\$320.40
				OAKLAND PD	\$867.75
Y24-118		\$3,242.00	6/20/2005		
				CDA A	\$32.42
				DA OFFICE	\$324.20
				GENERAL FUND	\$778.08
				OAKLAND PD	\$2,107.30
Y24-120		\$1,883.00	6/20/2005		
				CDA A	\$18.83
				DA OFFICE	\$188.30
				GENERAL FUND	\$451.92
				OAKLAND PD	\$1,223.95
Y24-127		\$10,795.00	2/4/2005		
				ALAMEDA CO SO	\$7,016.75
				CDA A	\$107.95
				DA OFFICE	\$1,079.50
				GENERAL FUND	\$2,590.80
Y24-130		\$5,724.00	6/20/2005		
				CDA A	\$57.24
				DA OFFICE	\$572.40
				GENERAL FUND	\$1,373.76
				OAKLAND PD	\$3,720.60
Y24-131		\$2,230.00	6/20/2005		
				CDA A	\$22.30
				DA OFFICE	\$223.00
				GENERAL FUND	\$535.20



State of California
ASSET FORFEITURE REPORT - 2005

Table 3

Admin Number	Docket Number	Amount Forfeited	Date Disbursed	Recipient	Amount Disbursed
Y24-132		\$1,036.00	6/20/2005	OAKLAND PD	\$1,449.50
				CDA	\$10.36
				DA OFFICE	\$103.60
				GENERAL FUND	\$248.64
Y24-134		\$2,243.00	6/8/2005	OAKLAND PD	\$673.40
				CDA	\$22.43
				DA OFFICE	\$224.30
				GENERAL FUND	\$538.32
Y24-138		\$717.00	6/20/2005	SAN LEANDRO PD	\$1,457.95
				CDA	\$7.17
				DA OFFICE	\$71.70
				GENERAL FUND	\$172.08
Y24-139		\$760.00	6/20/2005	OAKLAND PD	\$466.05
				CDA	\$7.60
				DA OFFICE	\$76.00
				GENERAL FUND	\$182.40
Y24-142		\$840.00	6/20/2005	OAKLAND PD	\$494.00
				CDA	\$8.40
				DA OFFICE	\$84.00
				GENERAL FUND	\$201.60
Y24-145		\$11,123.00	6/8/2005	OAKLAND PD	\$546.00
				CDA	\$111.23
				DA OFFICE	\$1,112.30
				GENERAL FUND	\$2,669.52
Y24-146		\$1,967.73	6/8/2005	SAN LEANDRO PD	\$7,229.95
				CDA	\$19.68
				CHP-DUBLIN	\$1,279.02
				DA OFFICE	\$196.77
Y24-147		\$730.00	6/20/2005	GENERAL FUND	\$472.26
				CDA	\$7.30
				DA OFFICE	\$73.00
				GENERAL FUND	\$175.20
Y24-149		\$825.00	6/20/2005	OAKLAND PD	\$474.50
				CDA	\$8.25
				DA OFFICE	\$82.50
				GENERAL FUND	\$198.00
				OAKLAND PD	\$536.25



State of California
ASSET FORFEITURE REPORT - 2005

Table 3

Admin Number	Docket Number	Amount Forfeited	Date Disbursed	Recipient	Amount Disbursed
Y24-150		\$3,802.58	6/8/2005	CA DOJ-BNE SAN FRANCISCO	\$2,471.67
				CDA A	\$38.03
				DA OFFICE	\$380.26
				GENERAL FUND	\$912.62
Y24-151		\$684.30	6/8/2005	ALAMEDA PD	\$444.80
				CDA A	\$6.84
				DA OFFICE	\$68.43
				GENERAL FUND	\$164.23
Y24-160		\$805.00	6/20/2005	CDA A	\$8.05
				DA OFFICE	\$80.50
				GENERAL FUND	\$193.20
				OAKLAND PD	\$523.25
Y24-162		\$868.00	6/20/2005	CDA A	\$8.68
				DA OFFICE	\$86.80
				GENERAL FUND	\$208.32
				OAKLAND PD	\$564.20
Y24-163		\$1,348.58	6/20/2005	CDA A	\$13.49
				DA OFFICE	\$134.86
				GENERAL FUND	\$323.66
				OAKLAND PD	\$876.57
Y24-164		\$1,211.76	6/8/2005	CDA A	\$12.12
				DA OFFICE	\$121.18
				GENERAL FUND	\$290.82
					\$787.64
Y24-175		\$1,010.54	6/8/2005	CDA A	\$10.11
				CHP-DUBLIN	\$656.85
				DA OFFICE	\$101.05
				GENERAL FUND	\$242.53
Y24-177		\$2,058.00	6/20/2005	CDA A	\$20.58
				DA OFFICE	\$205.80
				GENERAL FUND	\$493.92
				OAKLAND PD	\$1,337.70
Y24-183		\$1,470.00	6/8/2005	CDA A	\$14.70
				DA OFFICE	\$147.00
				GENERAL FUND	\$352.80
				SAN LEANDRO PD	\$955.50
Y25-001		\$3,323.00	6/8/2005	CDA A	\$33.23



State of California
ASSET FORFEITURE REPORT - 2005

Table 3

Admin Number	Docket Number	Amount Forfeited	Date Disbursed	Recipient	Amount Disbursed
				DA OFFICE	\$332.30
				GENERAL FUND	\$797.52
				SAN LEANDRO PD	\$2,159.95
Y25-010		\$10,795.00	6/20/2005		
				CDA A	\$107.95
				DA OFFICE	\$1,079.50
				GENERAL FUND	\$2,590.80
				OAKLAND PD	\$7,016.75
Y25-025		\$1,730.00	6/8/2005		
				CDA A	\$17.30
				DA OFFICE	\$173.00
				DUBLIN PD	\$1,124.50
				GENERAL FUND	\$415.20
Y25-029		\$1,020.00	6/8/2005		
				CDA A	\$10.20
				DA OFFICE	\$102.00
				GENERAL FUND	\$244.80
				SAN LEANDRO PD	\$663.00
Y25-031		\$1,265.00	6/8/2005		
				CDA A	\$12.65
				DA OFFICE	\$126.50
				DUBLIN PD	\$822.25
				GENERAL FUND	\$303.60
Y25-036		\$1,181.00	6/20/2005		
				CDA A	\$11.81
				DA OFFICE	\$118.10
				GENERAL FUND	\$283.44
				SAN LEANDRO PD	\$767.65
Y25-043		\$1,146.58	6/8/2005		
				CDA A	\$11.47
				DA OFFICE	\$114.66
				EAST BAY REG PARK PD	\$745.27
				GENERAL FUND	\$275.18
ALAMEDA					\$405,406.23



State of California
ASSET FORFEITURE REPORT - 2005

Table 3

Admin Number	Docket Number	Amount Forfeited	Date Disbursed	Recipient	Amount Disbursed
BUTTE					
01-025		\$1,969.21	1/20/2005	15% - 11489	\$192.00
				CDAA	\$19.69
				DA OFFICE	\$196.92
				GENERAL FUND	\$472.61
				TF BUTTE INTERAGY NET	\$1,087.99
02-007		\$3,834.99	1/21/2005	15% - 11489	\$373.91
				CDAA	\$38.35
				DA OFFICE	\$383.50
				GENERAL FUND	\$920.40
				TF BUTTE INTERAGY NET	\$2,118.83
03-029		\$2,087.42	7/29/2005	15% - 11489	\$203.53
				BUTTE CO SO	\$1,153.30
				CDAA	\$20.87
				DA OFFICE	\$208.74
				GENERAL FUND	\$500.98
04-003		\$916.81	1/21/2005	15% - 11489	\$89.39
				CDAA	\$9.17
				DA OFFICE	\$91.68
				GENERAL FUND	\$220.04
				TF BUTTE INTERAGY NET	\$506.53
04-004		\$1,149.54	1/21/2005	15% - 11489	\$112.08
				CDAA	\$11.50
				CHICO PD	\$635.12
				DA OFFICE	\$114.95
				GENERAL FUND	\$275.89
04-005		\$4,901.86	2/14/2005	15% - 11489	\$454.03
				CDAA	\$46.57
				DA OFFICE	\$710.78
				GENERAL FUND	\$1,117.62
				TF BUTTE INTERAGY NET	\$2,572.86
04-006		\$951.54	1/20/2005	15% - 11489	\$92.78
				CDAA	\$9.51
				DA OFFICE	\$95.15
				GENERAL FUND	\$228.37
				TF BUTTE INTERAGY NET	\$525.73
04-008		\$177.96	1/20/2005	15% - 11489	\$17.35
				CDAA	\$1.78
				DA OFFICE	\$17.80



State of California
ASSET FORFEITURE REPORT - 2005

Table 3

Admin Number	Docket Number	Amount Forfeited	Date Disbursed	Recipient	Amount Disbursed
				GENERAL FUND	\$42.71
				TF BUTTE INTERAGY NET	\$98.32
04-009		\$1,396.37	1/20/2005	15% - 11489	\$136.15
				CDA A	\$13.96
				DA OFFICE	\$139.64
				GENERAL FUND	\$335.13
				TF BUTTE INTERAGY NET	\$771.49
04-010		\$573.27	1/20/2005	15% - 11489	\$55.89
				CDA A	\$5.73
				CHICO PD	\$316.73
				DA OFFICE	\$57.33
				GENERAL FUND	\$137.59
04-011		\$3,459.97	7/15/2005	15% - 11489	\$337.35
				CDA A	\$34.60
				DA OFFICE	\$346.00
				GENERAL FUND	\$830.39
				TF BUTTE INTERAGY NET	\$1,911.63
04-012		\$4,167.03	1/20/2005	15% - 11489	\$406.29
				CDA A	\$41.67
				DA OFFICE	\$416.70
				GENERAL FUND	\$1,000.09
				TF BUTTE INTERAGY NET	\$2,302.28
04-015		\$897.12	7/21/2005	15% - 11489	\$87.47
				CDA A	\$8.97
				DA OFFICE	\$89.71
				GENERAL FUND	\$215.31
				TF BUTTE INTERAGY NET	\$495.66
04-016		\$538.09	5/31/2005	15% - 11489	\$52.46
				CDA A	\$5.38
				DA OFFICE	\$53.81
				GENERAL FUND	\$129.14
				TF BUTTE INTERAGY NET	\$297.30
04-017		\$879.94	5/31/2005	15% - 11489	\$85.79
				CDA A	\$8.80
				CHICO PD	\$486.17
				DA OFFICE	\$87.99
				GENERAL FUND	\$211.19
04-018		\$1,088.20	7/19/2005	15% - 11489	\$106.10
				CDA A	\$10.88



State of California
ASSET FORFEITURE REPORT - 2005

Table 3

Admin Number	Docket Number	Amount Forfeited	Date Disbursed	Recipient	Amount Disbursed
				CHICO PD	\$601.23
				DA OFFICE	\$108.82
				GENERAL FUND	\$261.17
05-001		\$744.41	7/21/2005		
				15% - 11489	\$72.58
				CDA A	\$7.44
				DA OFFICE	\$74.44
				GENERAL FUND	\$178.66
				TF BUTTE INTERAGY NET	\$411.29
05-002		\$131.68	7/21/2005		
				15% - 11489	\$12.84
				CDA A	\$1.32
				DA OFFICE	\$13.17
				GENERAL FUND	\$31.60
				PARADISE PD	\$72.75
05-003		\$342.05	7/21/2005		
				15% - 11489	\$33.35
				CDA A	\$3.42
				DA OFFICE	\$34.21
				GENERAL FUND	\$82.09
				TF BUTTE INTERAGY NET	\$188.98
05-004		\$670.46	7/21/2005		
				15% - 11489	\$65.37
				CDA A	\$6.70
				DA OFFICE	\$67.05
				GENERAL FUND	\$160.91
				TF BUTTE INTERAGY NET	\$370.43
05-005		\$121.54	7/21/2005		
				15% - 11489	\$11.85
				CDA A	\$1.22
				CHICO PD	\$67.15
				DA OFFICE	\$12.15
				GENERAL FUND	\$29.17
05-012		\$1,635.36	9/30/2005		
				15% - 11489	\$159.45
				CDA A	\$16.35
				CHICO PD	\$903.53
				DA OFFICE	\$163.54
				GENERAL FUND	\$392.49
05-016		\$4,038.19	12/15/2005		
				15% - 11489	\$393.72
				CDA A	\$40.38
				DA OFFICE	\$403.82
				GENERAL FUND	\$969.17
				TF BUTTE INTERAGY NET	\$2,231.10
05-017		\$814.45	12/15/2005		
				15% - 11489	\$79.41



State of California
ASSET FORFEITURE REPORT - 2005

Table 3

Admin Number	Docket Number	Amount Forfeited	Date Disbursed	Recipient	Amount Disbursed
				BUTTE CO SO	\$449.98
				CDA A	\$8.14
				DA OFFICE	\$81.45
				GENERAL FUND	\$195.47
05-018		\$1,446.81	12/15/2005		
				15% - 11489	\$141.06
				CDA A	\$14.47
				CHICO PD	\$799.37
				DA OFFICE	\$144.68
				GENERAL FUND	\$347.23
BUTTE					\$38,934.27



State of California
ASSET FORFEITURE REPORT - 2005

Table 3

Admin Number	Docket Number	Amount Forfeited	Date Disbursed	Recipient	Amount Disbursed
CALAVERAS					
AF-04-001	CV30319	\$4,357.36	12/8/2005	CALAVERAS CO SO	\$2,832.28
				CDAA	\$43.57
				DA OFFICE	\$435.74
				GENERAL FUND	\$1,045.77
AF-04-002	CV30920	\$3,041.37	4/19/2005	CALAVERAS CO SO	\$1,976.89
				CDAA	\$30.41
				DA OFFICE	\$304.14
				GENERAL FUND	\$729.93
AF-04-003		\$856.37	4/19/2005	CALAVERAS CO SO	\$556.64
				CDAA	\$8.56
				DA OFFICE	\$85.64
				GENERAL FUND	\$205.53
AF-04-004		\$3,554.37	8/16/2005	CALAVERAS CO SO	\$1,328.44
				CDAA	\$35.54
				CHP	\$981.90
				DA OFFICE	\$355.44
				GENERAL FUND	\$853.05
AF-05-001		\$1,062.36	12/8/2005	ANGELS CAMP PD	\$117.39
				CALAVERAS CO SO	\$573.14
				CDAA	\$10.62
				DA OFFICE	\$106.24
				GENERAL FUND	\$254.97
AF-05-002		\$1,523.36	12/8/2005	CALAVERAS CO SO	\$990.18
				CDAA	\$15.23
				DA OFFICE	\$152.34
				GENERAL FUND	\$365.61
AF-05-003		\$1,139.36	12/8/2005	ANGELS CAMP PD	\$503.66
				CALAVERAS CO SO	\$236.92
				CDAA	\$11.39
				DA OFFICE	\$113.94
				GENERAL FUND	\$273.45
CALAVERAS					\$15,534.55



State of California
ASSET FORFEITURE REPORT - 2005

Table 3

Admin Number	Docket Number	Amount Forfeited	Date Disbursed	Recipient	Amount Disbursed
CONTRA COSTA					
03-0031		\$4,620.00	4/8/2005	15% - 11489	\$450.45
				CC CRIME LAB	\$254.10
				CDA A	\$46.20
				DA OFFICE	\$739.20
				GENERAL FUND	\$1,108.80
				SAN PABLO PD	\$2,021.25
03-0036		\$450.00	5/31/2005	15% - 11489	\$43.88
				CC CRIME LAB	\$24.74
				CDA A	\$4.50
				CONTRA COSTA CO SO	\$178.88
				DA OFFICE	\$90.00
				GENERAL FUND	\$108.00
03-0048		\$712.00	2/14/2005	15% - 11489	\$69.42
				CC CRIME LAB	\$39.16
				CDA A	\$7.12
				CONTRA COSTA CO SO	\$283.02
				DA OFFICE	\$142.40
				GENERAL FUND	\$170.88
03-0050		\$1,379.00	2/14/2005	15% - 11489	\$134.45
				CC CRIME LAB	\$75.85
				CDA A	\$13.79
				CONTRA COSTA CO SO	\$575.73
				DA OFFICE	\$248.22
				GENERAL FUND	\$330.96
03-0058		\$692.91	2/14/2005	15% - 11489	\$67.58
				CC CRIME LAB	\$38.09
				CDA A	\$6.93
				CONTRA COSTA CO SO	\$275.43
				DA OFFICE	\$138.58
				GENERAL FUND	\$166.30
03-0071		\$538.00	5/13/2005	15% - 11489	\$52.45
				CC CRIME LAB	\$29.59
				CDA A	\$5.38
				DA OFFICE	\$53.81
				GENERAL FUND	\$129.12
				PLEASANT HILL PD	\$267.65
03-0072		\$1,042.00	12/7/2005	15% - 11489	\$101.60
				CC CRIME LAB	\$57.30
				CDA A	\$10.42



State of California
ASSET FORFEITURE REPORT - 2005

Table 3

Admin Number	Docket Number	Amount Forfeited	Date Disbursed	Recipient	Amount Disbursed
				CONTRA COSTA CO SO	\$455.88
				DA OFFICE	\$166.72
				GENERAL FUND	\$250.08
03-0079		\$4,064.02	2/14/2005		
				15% - 11489	\$396.24
				CC CRIME LAB	\$223.52
				CDA A	\$40.64
				CONTRA COSTA CO SO	\$1,696.73
				DA OFFICE	\$731.52
				GENERAL FUND	\$975.37
03-0084		\$1,958.14	5/13/2005		
				15% - 11489	\$190.92
				CC CRIME LAB	\$107.70
				CDA A	\$19.58
				DA OFFICE	\$391.63
				GENERAL FUND	\$469.95
				WALNUT CREEK PD	\$778.36
03-0087		\$2,425.00	3/11/2005		
				15% - 11489	\$236.44
				CC CRIME LAB	\$133.37
				CDA A	\$24.25
				DA OFFICE	\$436.50
				GENERAL FUND	\$582.00
				TF CENTRAL CC NET-	\$1,012.44
03-0087A		\$2,149.00	5/27/2005		
				15% - 11489	\$209.53
				CDA A	\$21.49
				DA OFFICE	\$386.82
				GENERAL FUND	\$515.76
				TF CENTRAL CC NET-	\$1,015.40
03-0114		\$3,495.00	6/28/2005		
				15% - 11489	\$340.76
				ANTIOCH PD	\$1,607.70
				CDA A	\$34.95
				DA OFFICE	\$672.79
				GENERAL FUND	\$838.80
03-0116		\$2,925.00	6/28/2005		
				15% - 11489	\$285.19
				CC CRIME LAB	\$160.87
				CDA A	\$29.25
				CONTRA COSTA CO SO	\$1,221.19
				DA OFFICE	\$526.50
				GENERAL FUND	\$702.00
03-0124		\$643.00	4/8/2005		
				15% - 11489	\$62.69
				CC CRIME LAB	\$35.37
				CDA A	\$6.43



State of California
ASSET FORFEITURE REPORT - 2005

Table 3

Admin Number	Docket Number	Amount Forfeited	Date Disbursed	Recipient	Amount Disbursed
03-0129		\$4,340.00	5/27/2005	DA OFFICE	\$128.60
				GENERAL FUND	\$154.32
				PITTSBURG PD	\$255.59
				15% - 11489	\$423.15
				CDAA	\$43.40
				DA OFFICE	\$651.00
03-0162		\$645.00	1/26/2005	GENERAL FUND	\$1,041.60
				PLEASANTON PD	\$2,180.85
				15% - 11489	\$62.89
				CC CRIME LAB	\$35.47
				CDAA	\$6.45
				DA OFFICE	\$96.75
03-0168		\$7,687.00	3/11/2005	GENERAL FUND	\$154.80
				SAN PABLO PD	\$288.64
				15% - 11489	\$749.48
				CDAA	\$76.87
				CONCORD PD	\$3,632.11
				DA OFFICE	\$1,383.66
03-0181		\$2,148.00	12/7/2005	GENERAL FUND	\$1,844.88
				15% - 11489	\$209.43
				CC CRIME LAB	\$118.14
				CDAA	\$21.48
				CONTRA COSTA CO SO	\$896.79
				DA OFFICE	\$386.64
04-0007		\$1,385.00	3/11/2005	GENERAL FUND	\$515.52
				15% - 11489	\$135.04
				CDAA	\$13.85
				CONCORD PD	\$654.41
				DA OFFICE	\$249.30
				GENERAL FUND	\$332.40
04-0013		\$2,458.00	6/15/2005	15% - 11489	\$239.66
				ANTIOCH PD	\$1,063.09
				CC CRIME LAB	\$49.15
				CDAA	\$24.58
				DA OFFICE	\$491.60
				GENERAL FUND	\$589.92
04-0015		\$3,225.00	9/13/2005	15% - 11489	\$314.44
				CC CRIME LAB	\$96.75
				CDAA	\$32.25
				CONCORD PD	\$1,491.56



State of California
ASSET FORFEITURE REPORT - 2005

Table 3

Admin Number	Docket Number	Amount Forfeited	Date Disbursed	Recipient	Amount Disbursed
				DA OFFICE	\$516.00
				GENERAL FUND	\$774.00
04-0017		\$5,912.00	12/7/2005	15% - 11489	\$576.42
				CC CRIME LAB	\$325.16
				CDA A	\$59.12
				CONTRA COSTA CO SO	\$2,586.50
				DA OFFICE	\$945.92
				GENERAL FUND	\$1,418.88
04-0023		\$744.00	4/26/2005	15% - 11489	\$72.54
				CC CRIME LAB	\$40.92
				CDA A	\$7.44
				CONCORD PD	\$370.14
				DA OFFICE	\$74.40
				GENERAL FUND	\$178.56
04-0032		\$2,419.00	4/26/2005	15% - 11489	\$235.85
				CC CRIME LAB	\$133.05
				CDA A	\$24.19
				CONCORD PD	\$1,082.50
				DA OFFICE	\$362.85
				GENERAL FUND	\$580.56
04-0037		\$13,752.80	6/20/2005	15% - 11489	\$1,340.90
				CC CRIME LAB	\$756.40
				CDA A	\$137.53
				DA OFFICE	\$2,750.56
				GENERAL FUND	\$3,300.67
				RICHMOND PD	\$5,466.74
04-0039		\$8,422.00	9/8/2005	15% - 11489	\$821.15
				CDA A	\$84.22
				DA OFFICE	\$1,431.74
				GENERAL FUND	\$2,021.28
				TF CENTRAL CC NET-	\$4,063.61
04-0041		\$1,029.00	2/14/2005	15% - 11489	\$100.33
				BRENTWOOD PD	\$511.93
				CC CRIME LAB	\$56.59
				CDA A	\$10.29
				DA OFFICE	\$102.90
				GENERAL FUND	\$246.96
04-0051		\$4,825.00	7/8/2005	15% - 11489	\$470.44
				CC CRIME LAB	\$265.37
				CDA A	\$48.25



State of California
ASSET FORFEITURE REPORT - 2005

Table 3

Admin Number	Docket Number	Amount Forfeited	Date Disbursed	Recipient	Amount Disbursed
				CONTRA COSTA CO SO	\$1,917.94
				DA OFFICE	\$965.00
				GENERAL FUND	\$1,158.00
04-0055		\$487.50	2/14/2005		
				15% - 11489	\$47.53
				CC CRIME LAB	\$26.80
				CDA A	\$4.88
				CONTRA COSTA CO SO	\$227.91
				DA OFFICE	\$63.38
				GENERAL FUND	\$117.00
04-0056		\$708.00	2/14/2005		
				15% - 11489	\$69.03
				CC CRIME LAB	\$38.94
				CDA A	\$7.08
				CONTRA COSTA CO SO	\$352.23
				DA OFFICE	\$70.80
				GENERAL FUND	\$169.92
04-0061		\$1,015.00	9/15/2005		
				15% - 11489	\$98.96
				CC CRIME LAB	\$30.45
				CDA A	\$10.15
				CONCORD PD	\$479.59
				DA OFFICE	\$152.25
				GENERAL FUND	\$243.60
04-0066		\$975.00	2/14/2005		
				15% - 11489	\$95.06
				CC CRIME LAB	\$53.63
				CDA A	\$9.75
				CONTRA COSTA CO SO	\$485.06
				DA OFFICE	\$97.50
				GENERAL FUND	\$234.00
04-0072		\$4,746.00	10/4/2005		
				15% - 11489	\$462.74
				ANTIOCH PD	\$2,195.03
				CC CRIME LAB	\$142.37
				CDA A	\$47.46
				DA OFFICE	\$759.36
				GENERAL FUND	\$1,139.04
04-0075		\$1,088.00	2/14/2005		
				15% - 11489	\$106.08
				CC CRIME LAB	\$59.84
				CDA A	\$10.88
				CONTRA COSTA CO SO	\$541.28
				DA OFFICE	\$108.80
				GENERAL FUND	\$261.12
04-0087		\$669.00	2/14/2005		
				15% - 11489	\$65.23



State of California
ASSET FORFEITURE REPORT - 2005

Table 3

Admin Number	Docket Number	Amount Forfeited	Date Disbursed	Recipient	Amount Disbursed
				CC CRIME LAB	\$36.79
				CDA A	\$6.69
				CONTRA COSTA CO SO	\$332.83
				DA OFFICE	\$66.90
				GENERAL FUND	\$160.56
04-0091		\$9,565.00	3/11/2005		
				15% - 11489	\$932.59
				CC CRIME LAB	\$526.07
				CDA A	\$95.65
				CONCORD PD	\$3,993.39
				DA OFFICE	\$1,721.70
				GENERAL FUND	\$2,295.60
04-0093		\$1,045.00	2/14/2005		
				15% - 11489	\$101.88
				CC CRIME LAB	\$57.48
				CDA A	\$10.45
				CONTRA COSTA CO SO	\$519.89
				DA OFFICE	\$104.50
				GENERAL FUND	\$250.80
04-0094		\$10,550.00	2/14/2005		
				15% - 11489	\$1,028.62
				CC CRIME LAB	\$580.25
				CDA A	\$105.50
				CONTRA COSTA CO SO	\$4,615.63
				DA OFFICE	\$1,688.00
				GENERAL FUND	\$2,532.00
04-0095		\$2,841.00	2/14/2005		
				15% - 11489	\$276.99
				CC CRIME LAB	\$156.26
				CDA A	\$28.41
				CONTRA COSTA CO SO	\$1,271.35
				DA OFFICE	\$426.15
				GENERAL FUND	\$681.84
04-0096		\$1,585.00	2/14/2005		
				15% - 11489	\$154.54
				CC CRIME LAB	\$87.17
				CDA A	\$15.85
				CONTRA COSTA CO SO	\$788.54
				DA OFFICE	\$158.50
				GENERAL FUND	\$380.40
04-0097		\$415.00	2/14/2005		
				15% - 11489	\$40.46
				CC CRIME LAB	\$22.83
				CDA A	\$4.15
				CONTRA COSTA CO SO	\$206.46
				DA OFFICE	\$41.50
				GENERAL FUND	\$99.60



State of California
ASSET FORFEITURE REPORT - 2005

Table 3

Admin Number	Docket Number	Amount Forfeited	Date Disbursed	Recipient	Amount Disbursed
04-0098		\$1,236.00	2/14/2005	15% - 11489	\$120.51
				CC CRIME LAB	\$67.98
				CDA A	\$12.36
				CONTRA COSTA CO SO	\$614.91
				DA OFFICE	\$123.60
				GENERAL FUND	\$296.64
04-0101		\$1,900.00	3/11/2005	15% - 11489	\$185.25
				BRENTWOOD PD	\$850.25
				CC CRIME LAB	\$104.50
				CDA A	\$19.00
				DA OFFICE	\$285.00
				GENERAL FUND	\$456.00
04-0109A		\$3,018.50	6/7/2005	15% - 11489	\$294.30
				CDA A	\$30.19
				DA OFFICE	\$558.42
				GENERAL FUND	\$724.44
				PINOLE PD	\$1,411.15
04-0121		\$3,125.00	7/19/2005	15% - 11489	\$304.69
				CC CRIME LAB	\$62.50
				CDA A	\$31.25
				DA OFFICE	\$546.88
				GENERAL FUND	\$750.00
				MARTINEZ PD	\$1,429.68
04-0123		\$2,486.00	5/17/2005	15% - 11489	\$242.39
				ANTIOCH PD	\$1,162.21
				CC CRIME LAB	\$62.14
				CDA A	\$24.86
				DA OFFICE	\$397.76
				GENERAL FUND	\$596.64
04-0124		\$9,198.00	5/17/2005	15% - 11489	\$896.81
				ANTIOCH PD	\$4,070.11
				CC CRIME LAB	\$275.94
				CDA A	\$91.98
				DA OFFICE	\$1,655.64
				GENERAL FUND	\$2,207.52
04-0126		\$1,625.00	7/8/2005	15% - 11489	\$158.44
				CC DA INVESTIGATIONS	\$325.00
				CDA A	\$16.25
				CONTRA COSTA CO SO	\$487.50
				DA OFFICE	\$247.81



State of California
ASSET FORFEITURE REPORT - 2005

Table 3

Admin Number	Docket Number	Amount Forfeited	Date Disbursed	Recipient	Amount Disbursed
04-0132		\$2,175.00	2/14/2005	GENERAL FUND	\$390.00
				15% - 11489	\$212.06
				CC CRIME LAB	\$119.63
				CDA A	\$21.75
				CONTRA COSTA CO SO	\$951.56
				DA OFFICE	\$348.00
04-0133		\$104,168.42	3/17/2005	GENERAL FUND	\$522.00
				15% - 11489	\$10,156.42
				CC DA INVESTIGATIONS	\$20,833.68
				CDA A	\$1,041.69
				DA OFFICE	\$15,625.26
				GENERAL FUND	\$25,000.42
04-0134		\$1,866.00	2/14/2005	SAN PABLO PD	\$30,208.84
					\$1,302.11
				15% - 11489	\$181.93
				CC CRIME LAB	\$102.63
				CDA A	\$18.66
				CONTRA COSTA CO SO	\$872.36
04-0137		\$1,345.00	1/26/2005	DA OFFICE	\$242.58
				GENERAL FUND	\$447.84
				15% - 11489	\$131.14
				CC CRIME LAB	\$73.97
				CDA A	\$13.45
				CONCORD PD	\$628.79
04-0138		\$799.59	1/26/2005	DA OFFICE	\$174.85
				GENERAL FUND	\$322.80
				15% - 11489	\$77.96
				CC CRIME LAB	\$43.98
				CDA A	\$7.99
				DA OFFICE	\$79.96
04-0139		\$1,899.00	1/26/2005	GENERAL FUND	\$191.90
				PITTSBURG PD	\$397.80
				15% - 11489	\$185.15
				CC CRIME LAB	\$104.45
				CDA A	\$18.99
				DA OFFICE	\$341.82
04-0140		\$448.00	1/26/2005	GENERAL FUND	\$455.76
					\$792.83
				15% - 11489	\$43.68
				CC CRIME LAB	\$24.64



State of California
ASSET FORFEITURE REPORT - 2005

Table 3

Admin Number	Docket Number	Amount Forfeited	Date Disbursed	Recipient	Amount Disbursed
				CDA	\$4.48
				DA OFFICE	\$44.80
				GENERAL FUND	\$107.52
				RICHMOND PD	\$222.88
04-0141		\$943.00	1/26/2005		
				15% - 11489	\$91.94
				CC CRIME LAB	\$51.87
				CDA	\$9.43
				DA OFFICE	\$132.02
				GENERAL FUND	\$226.32
				SAN PABLO PD	\$431.42
04-0142		\$1,608.00	1/26/2005		
				15% - 11489	\$156.78
				CC CRIME LAB	\$88.44
				CDA	\$16.08
				DA OFFICE	\$241.20
				GENERAL FUND	\$385.92
				RICHMOND PD	\$719.58
04-0144		\$1,640.00	1/26/2005		
				15% - 11489	\$159.90
				ANTIOCH PD	\$733.90
				CC CRIME LAB	\$90.20
				CDA	\$16.40
				DA OFFICE	\$246.00
				GENERAL FUND	\$393.60
04-0146		\$576.25	1/26/2005		
				15% - 11489	\$56.18
				CC CRIME LAB	\$31.69
				CDA	\$5.76
				CONCORD PD	\$286.69
				DA OFFICE	\$57.63
				GENERAL FUND	\$138.30
04-0147		\$534.00	1/26/2005		
				15% - 11489	\$52.07
				CC CRIME LAB	\$29.37
				CDA	\$5.34
				CONCORD PD	\$265.66
				DA OFFICE	\$53.40
				GENERAL FUND	\$128.16
04-0149		\$2,778.00	12/8/2005		
				15% - 11489	\$270.85
				CC CRIME LAB	\$83.34
				CDA	\$27.78
				DA OFFICE	\$500.04
				GENERAL FUND	\$666.72
				WALNUT CREEK PD	\$1,229.27



State of California
ASSET FORFEITURE REPORT - 2005

Table 3

Admin Number	Docket Number	Amount Forfeited	Date Disbursed	Recipient	Amount Disbursed
04-0151		\$690.00	2/14/2005	15% - 11489	\$67.28
				CC CRIME LAB	\$37.95
				CDAA	\$6.90
				CONTRA COSTA CO SO	\$343.27
				DA OFFICE	\$69.00
				GENERAL FUND	\$165.60
04-0154		\$817.00	2/14/2005	15% - 11489	\$79.66
				CC CRIME LAB	\$44.93
				CDAA	\$8.17
				CONTRA COSTA CO SO	\$406.46
				DA OFFICE	\$81.70
				GENERAL FUND	\$196.08
04-0155		\$3,259.00	2/14/2005	15% - 11489	\$317.75
				CC CRIME LAB	\$179.25
				CDAA	\$32.59
				CONTRA COSTA CO SO	\$1,393.22
				DA OFFICE	\$554.03
				GENERAL FUND	\$782.16
04-0158		\$4,607.00	2/14/2005	15% - 11489	\$449.18
				CC CRIME LAB	\$253.39
				CDAA	\$46.07
				CONCORD PD	\$2,061.63
				DA OFFICE	\$691.05
				GENERAL FUND	\$1,105.68
04-0159		\$630.00	2/14/2005	15% - 11489	\$61.42
				CC CRIME LAB	\$34.65
				CDAA	\$6.30
				DA OFFICE	\$94.50
				GENERAL FUND	\$151.20
				TF WEST CC NET-WESTNET	\$281.93
04-0160		\$17,578.00	2/14/2005	15% - 11489	\$1,713.85
				CC CRIME LAB	\$966.79
				CDAA	\$175.78
				DA OFFICE	\$2,988.26
				GENERAL FUND	\$4,218.72
				TF CENTRAL CC NET-	\$7,514.60
04-0160A		\$1,530.00	5/13/2005	15% - 11489	\$149.17
				CDAA	\$15.30
				DA OFFICE	\$290.70
				GENERAL FUND	\$367.20



State of California
ASSET FORFEITURE REPORT - 2005

Table 3

Admin Number	Docket Number	Amount Forfeited	Date Disbursed	Recipient	Amount Disbursed
04-0161		\$1,925.00	5/16/2005	TF CENTRAL CC NET-	\$707.63
				15% - 11489	\$187.69
				CC DA INVESTIGATIONS	\$304.92
				CDA A	\$19.25
				DA OFFICE	\$332.06
				GENERAL FUND	\$462.00
				HERCULES PD	\$619.08
04-0162		\$435.00	2/14/2005	15% - 11489	\$42.41
				CC CRIME LAB	\$23.93
				CDA A	\$4.35
				DA OFFICE	\$43.50
				GENERAL FUND	\$104.40
				TF CENTRAL CC NET-	\$216.41
04-0163		\$535.00	2/14/2005	15% - 11489	\$52.16
				CC CRIME LAB	\$29.43
				CDA A	\$5.35
				CONCORD PD	\$266.16
				DA OFFICE	\$53.50
				GENERAL FUND	\$128.40
04-0164		\$1,240.00	2/14/2005	15% - 11489	\$120.90
				CC CRIME LAB	\$68.20
				CDA A	\$12.40
				CONTRA COSTA CO SO	\$554.90
				DA OFFICE	\$186.00
				GENERAL FUND	\$297.60
04-0166		\$461.00	2/14/2005	15% - 11489	\$44.95
				CC CRIME LAB	\$25.35
				CDA A	\$4.61
				CONTRA COSTA CO SO	\$229.35
				DA OFFICE	\$46.10
				GENERAL FUND	\$110.64
04-0169		\$435.00	6/1/2005	15% - 11489	\$42.41
				CC CRIME LAB	\$23.93
				CDA A	\$4.35
				CONTRA COSTA CO SO	\$216.41
				DA OFFICE	\$43.50
				GENERAL FUND	\$104.40
04-0171		\$22,795.00	4/26/2005	15% - 11489	\$2,222.51
				CC CRIME LAB	\$1,253.73
				CDA A	\$227.95



State of California
ASSET FORFEITURE REPORT - 2005

Table 3

Admin Number	Docket Number	Amount Forfeited	Date Disbursed	Recipient	Amount Disbursed
				CONCORD PD	\$9,516.91
				DA OFFICE	\$4,103.10
				GENERAL FUND	\$5,470.80
04-0172		\$5,925.00	4/18/2005	15% - 11489	\$577.69
				CDA A	\$59.25
				DA OFFICE	\$948.00
				GENERAL FUND	\$1,422.00
				OAKLAND PD	\$2,918.06
04-0174		\$1,125.00	6/1/2005	15% - 11489	\$109.69
				CC CRIME LAB	\$61.87
				CDA A	\$11.25
				CONTRA COSTA CO SO	\$469.69
				DA OFFICE	\$202.50
				GENERAL FUND	\$270.00
04-0175		\$925.00	6/1/2005	15% - 11489	\$90.19
				CC CRIME LAB	\$50.87
				CDA A	\$9.25
				CONTRA COSTA CO SO	\$386.19
				DA OFFICE	\$166.50
				GENERAL FUND	\$222.00
04-0176		\$447.00	5/27/2005	15% - 11489	\$43.58
				CC CRIME LAB	\$24.59
				CDA A	\$4.47
				DA OFFICE	\$44.70
				GENERAL FUND	\$107.28
				RICHMOND PD	\$222.38
04-0177		\$1,408.00	6/1/2005	15% - 11489	\$137.28
				CC CRIME LAB	\$77.44
				CDA A	\$14.08
				CONTRA COSTA CO SO	\$587.84
				DA OFFICE	\$253.44
				GENERAL FUND	\$337.92
04-0178		\$1,129.00	4/18/2005	15% - 11489	\$110.08
				CC CRIME LAB	\$62.09
				CDA A	\$11.29
				CONCORD PD	\$561.68
				DA OFFICE	\$112.90
				GENERAL FUND	\$270.96
04-0179		\$469.00	6/1/2005	15% - 11489	\$45.73
				CC CRIME LAB	\$25.79



State of California
ASSET FORFEITURE REPORT - 2005

Table 3

Admin Number	Docket Number	Amount Forfeited	Date Disbursed	Recipient	Amount Disbursed
				CDA A	\$4.69
				CONTRA COSTA CO SO	\$233.33
				DA OFFICE	\$46.90
				GENERAL FUND	\$112.56
04-0180		\$5,706.00	4/20/2005		
				15% - 11489	\$556.34
				CC CRIME LAB	\$313.82
				CDA A	\$57.06
				DA OFFICE	\$970.02
				GENERAL FUND	\$1,369.44
				PITTSBURG PD	\$2,439.32
04-0181		\$3,738.00	7/25/2005		
				15% - 11489	\$364.46
				ANTIOCH PD	\$1,670.00
				CC CRIME LAB	\$130.83
				CDA A	\$37.38
				DA OFFICE	\$638.21
				GENERAL FUND	\$897.12
04-0182		\$1,486.00	4/18/2005		
				15% - 11489	\$144.89
				CC CRIME LAB	\$81.72
				CDA A	\$14.86
				CONCORD PD	\$650.13
				DA OFFICE	\$237.76
				GENERAL FUND	\$356.64
04-0183		\$1,899.00	4/18/2005		
				15% - 11489	\$185.15
				CC CRIME LAB	\$104.45
				CDA A	\$18.99
				CONCORD PD	\$849.80
				DA OFFICE	\$284.85
				GENERAL FUND	\$455.76
04-0185		\$1,023.00	6/1/2005		
				15% - 11489	\$99.74
				CC CRIME LAB	\$56.27
				CDA A	\$10.23
				CONTRA COSTA CO SO	\$508.94
				DA OFFICE	\$102.30
				GENERAL FUND	\$245.52
04-0186		\$560.00	6/1/2005		
				15% - 11489	\$54.60
				CC CRIME LAB	\$30.80
				CDA A	\$5.60
				CONTRA COSTA CO SO	\$278.60
				DA OFFICE	\$56.00
				GENERAL FUND	\$134.40



State of California
ASSET FORFEITURE REPORT - 2005

Table 3

Admin Number	Docket Number	Amount Forfeited	Date Disbursed	Recipient	Amount Disbursed
04-0187		\$1,086.00	4/18/2005	15% - 11489	\$105.89
				CC CRIME LAB	\$59.72
				CDAA	\$10.86
				CONCORD PD	\$453.41
				DA OFFICE	\$195.48
				GENERAL FUND	\$260.64
04-0188		\$745.00	4/18/2005	15% - 11489	\$72.64
				CC CRIME LAB	\$40.97
				CDAA	\$7.45
				CONCORD PD	\$370.64
				DA OFFICE	\$74.50
				GENERAL FUND	\$178.80
04-0189		\$347.00	6/1/2005	15% - 11489	\$33.83
				CC CRIME LAB	\$19.08
				CDAA	\$3.47
				CONTRA COSTA CO SO	\$137.93
				DA OFFICE	\$69.41
				GENERAL FUND	\$83.28
04-0190		\$4,748.74	4/22/2005	15% - 11489	\$463.00
				CC DA INVESTIGATIONS	\$712.31
				CDAA	\$47.49
				DA OFFICE	\$724.18
				GENERAL FUND	\$1,139.70
				TF CENTRAL CC NET-	\$1,662.06
04-0190A		\$16,180.00	9/8/2005	15% - 11489	\$1,577.55
				CC CRIME LAB	\$889.90
				CDAA	\$161.80
				DA OFFICE	\$3,236.00
				GENERAL FUND	\$3,883.20
				TF CENTRAL CC NET-	\$6,431.55
04-0191		\$6,204.73	4/22/2005	15% - 11489	\$604.96
				CC DA INVESTIGATIONS	\$1,116.45
				CDAA	\$62.05
				DA OFFICE	\$946.22
				GENERAL FUND	\$1,489.84
				TF CENTRAL CC NET-	\$1,985.21
04-0192		\$2,425.00	5/13/2005	15% - 11489	\$236.44
				ANTIOCH PD	\$1,085.19
				CC CRIME LAB	\$133.37
				CDAA	\$24.25



State of California
ASSET FORFEITURE REPORT - 2005

Table 3

Admin Number	Docket Number	Amount Forfeited	Date Disbursed	Recipient	Amount Disbursed
				DA OFFICE	\$363.75
				GENERAL FUND	\$582.00
04-0193		\$1,134.00	8/29/2005	15% - 11489	\$110.57
				CC CRIME LAB	\$62.36
				CDAA	\$11.34
				DA OFFICE	\$204.12
				GENERAL FUND	\$272.16
				WALNUT CREEK PD	\$473.45
04-0194		\$5,583.00	6/1/2005	15% - 11489	\$544.34
				CC CRIME LAB	\$307.07
				CDAA	\$55.83
				CONTRA COSTA CO SO	\$2,442.56
				DA OFFICE	\$893.28
				GENERAL FUND	\$1,339.92
04-0195		\$1,218.00	6/1/2005	15% - 11489	\$118.76
				CC CRIME LAB	\$66.98
				CDAA	\$12.18
				CONTRA COSTA CO SO	\$508.52
				DA OFFICE	\$219.24
				GENERAL FUND	\$292.32
04-0196		\$520.00	6/1/2005	15% - 11489	\$50.70
				CC CRIME LAB	\$28.60
				CDAA	\$5.20
				CONTRA COSTA CO SO	\$258.70
				DA OFFICE	\$52.00
				GENERAL FUND	\$124.80
04-0197		\$588.00	6/1/2005	15% - 11489	\$57.33
				CC CRIME LAB	\$32.34
				CDAA	\$5.88
				CONTRA COSTA CO SO	\$292.53
				DA OFFICE	\$58.80
				GENERAL FUND	\$141.12
04-0198		\$8,443.00	6/1/2005	15% - 11489	\$823.19
				CC CRIME LAB	\$464.37
				CDAA	\$84.43
				CONTRA COSTA CO SO	\$3,693.81
				DA OFFICE	\$1,350.88
				GENERAL FUND	\$2,026.32
04-0199		\$3,045.00	4/8/2005	15% - 11489	\$296.89
				CDAA	\$30.45



State of California
ASSET FORFEITURE REPORT - 2005

Table 3

Admin Number	Docket Number	Amount Forfeited	Date Disbursed	Recipient	Amount Disbursed
				DA OFFICE	\$456.75
				GENERAL FUND	\$730.80
				TF CENTRAL CC NET-	\$1,530.11
04-0201		\$3,536.00	4/8/2005		
				15% - 11489	\$344.76
				CDA A	\$35.36
				DA OFFICE	\$636.48
				GENERAL FUND	\$848.64
				TF CENTRAL CC NET-	\$1,670.76
05-0001		\$505.00	5/13/2005		
				15% - 11489	\$49.24
				CC CRIME LAB	\$27.77
				CDA A	\$5.05
				CONCORD PD	\$251.24
				DA OFFICE	\$50.50
				GENERAL FUND	\$121.20
05-0002		\$675.00	5/13/2005		
				15% - 11489	\$65.81
				CC CRIME LAB	\$13.50
				CDA A	\$6.75
				CONCORD PD	\$325.69
				DA OFFICE	\$101.25
				GENERAL FUND	\$162.00
05-0003		\$1,116.02	5/13/2005		
				15% - 11489	\$108.81
				CC CRIME LAB	\$61.38
				CDA A	\$11.16
				CONCORD PD	\$555.23
				DA OFFICE	\$111.60
				GENERAL FUND	\$267.84
05-0004		\$489.08	5/17/2005		
				15% - 11489	\$47.69
				CC CRIME LAB	\$26.89
				CDA A	\$4.89
				DA OFFICE	\$48.91
				GENERAL FUND	\$117.38
				PITTSBURG PD	\$243.32
05-0005		\$64,925.00	4/25/2005		
				15% - 11489	\$6,330.19
				CC DA INVESTIGATIONS	\$12,985.00
				CDA A	\$649.25
				DA OFFICE	\$9,901.06
				GENERAL FUND	\$15,582.00
				TF CENTRAL CC NET-	\$19,477.50
05-0006		\$2,396.00	5/13/2005		
				15% - 11489	\$233.61
				CC CRIME LAB	\$47.92



State of California
ASSET FORFEITURE REPORT - 2005

Table 3

Admin Number	Docket Number	Amount Forfeited	Date Disbursed	Recipient	Amount Disbursed
				CDA A	\$23.96
				CONCORD PD	\$1,156.07
				DA OFFICE	\$359.40
				GENERAL FUND	\$575.04
05-0007		\$22,175.00	8/5/2005		
				15% - 11489	\$2,162.06
				CC CRIME LAB	\$443.50
				CDA A	\$221.75
				CONCORD PD	\$10,255.94
				DA OFFICE	\$3,769.75
				GENERAL FUND	\$5,322.00
05-0008		\$789.78	6/28/2005		
				15% - 11489	\$77.00
				CC CRIME LAB	\$43.44
				CDA A	\$7.89
				DA OFFICE	\$78.98
				GENERAL FUND	\$189.55
				SAN PABLO PD	\$392.92
05-0009		\$2,164.90	5/17/2005		
				15% - 11489	\$211.08
				CC CRIME LAB	\$64.95
				CDA A	\$21.65
				DA OFFICE	\$346.38
				GENERAL FUND	\$519.58
				PITTSBURG PD	\$1,001.26
05-0010		\$6,905.00	6/15/2005		
				15% - 11489	\$673.24
				ANTIOCH PD	\$3,400.71
				CDA A	\$69.05
				DA OFFICE	\$1,104.80
				GENERAL FUND	\$1,657.20
05-0011		\$803.00	6/15/2005		
				15% - 11489	\$78.29
				ANTIOCH PD	\$399.49
				CC CRIME LAB	\$44.17
				CDA A	\$8.03
				DA OFFICE	\$80.30
				GENERAL FUND	\$192.72
05-0012		\$445.00	6/20/2005		
				15% - 11489	\$43.39
				CDA A	\$4.45
				DA OFFICE	\$44.50
				GENERAL FUND	\$106.80
				TF CENTRAL CC NET-	\$245.86
05-0014		\$595.00	6/15/2005		
				15% - 11489	\$58.01
				ANTIOCH PD	\$296.01



State of California
ASSET FORFEITURE REPORT - 2005

Table 3

Admin Number	Docket Number	Amount Forfeited	Date Disbursed	Recipient	Amount Disbursed
				CC CRIME LAB	\$32.73
				CDA A	\$5.95
				DA OFFICE	\$59.50
				GENERAL FUND	\$142.80
05-0015		\$2,425.00	6/15/2005		
				15% - 11489	\$236.44
				ANTIOCH PD	\$1,145.81
				CC CRIME LAB	\$72.75
				CDA A	\$24.25
				DA OFFICE	\$363.75
				GENERAL FUND	\$582.00
05-0016		\$430.00	6/15/2005		
				15% - 11489	\$41.93
				ANTIOCH PD	\$213.93
				CC CRIME LAB	\$23.64
				CDA A	\$4.30
				DA OFFICE	\$43.00
				GENERAL FUND	\$103.20
05-0017		\$808.00	6/15/2005		
				15% - 11489	\$78.78
				ANTIOCH PD	\$401.98
				CC CRIME LAB	\$44.44
				CDA A	\$8.08
				DA OFFICE	\$80.80
				GENERAL FUND	\$193.92
05-0018		\$642.00	6/15/2005		
				15% - 11489	\$62.60
				ANTIOCH PD	\$319.40
				CC CRIME LAB	\$35.30
				CDA A	\$6.42
				DA OFFICE	\$64.20
				GENERAL FUND	\$154.08
05-0021		\$996.00	6/20/2005		
				15% - 11489	\$97.11
				CDA A	\$9.96
				DA OFFICE	\$99.60
				GENERAL FUND	\$239.04
				TF CENTRAL CC NET-	\$550.29
05-0022		\$3,127.00	6/4/2005		
				15% - 11489	\$304.88
				CDA A	\$31.27
				DA OFFICE	\$469.05
				GENERAL FUND	\$750.48
				PITTSBURG PD	\$1,571.32
05-0023		\$4,393.00	6/24/2005		
				15% - 11489	\$428.32
				CC CRIME LAB	\$131.79



State of California
ASSET FORFEITURE REPORT - 2005

Table 3

Admin Number	Docket Number	Amount Forfeited	Date Disbursed	Recipient	Amount Disbursed
				CDA	\$43.93
				DA OFFICE	\$790.74
				GENERAL FUND	\$1,054.32
				RICHMOND PD	\$1,943.90
05-0024		\$844.37	6/15/2005		
				15% - 11489	\$82.33
				ANTIOCH PD	\$420.07
				CC CRIME LAB	\$46.44
				CDA	\$8.44
				DA OFFICE	\$84.44
				GENERAL FUND	\$202.65
05-0025		\$9,462.56	6/15/2005		
				15% - 11489	\$922.60
				ANTIOCH PD	\$4,376.43
				CDA	\$94.63
				DA OFFICE	\$1,797.89
				GENERAL FUND	\$2,271.01
05-0026		\$1,030.00	6/4/2005		
				15% - 11489	\$100.43
				CC CRIME LAB	\$56.64
				CDA	\$10.30
				DA OFFICE	\$154.50
				GENERAL FUND	\$247.20
				PITTSBURG PD	\$460.93
05-0027		\$837.00	6/16/2005		
				15% - 11489	\$81.61
				CDA	\$8.37
				DA OFFICE	\$83.70
				GENERAL FUND	\$200.88
				TF WEST CC NET-WESTNET	\$462.44
05-0028		\$1,066.00	6/15/2005		
				15% - 11489	\$103.94
				ANTIOCH PD	\$466.38
				CC CRIME LAB	\$58.62
				CDA	\$10.66
				DA OFFICE	\$170.56
				GENERAL FUND	\$255.84
05-0029		\$765.00	6/15/2005		
				15% - 11489	\$74.59
				ANTIOCH PD	\$346.16
				CDA	\$7.65
				DA OFFICE	\$153.00
				GENERAL FUND	\$183.60
05-0030		\$2,197.00	6/20/2005		
				15% - 11489	\$214.21
				CDA	\$21.97
				CONCORD PD	\$1,082.02



State of California
ASSET FORFEITURE REPORT - 2005

Table 3

Admin Number	Docket Number	Amount Forfeited	Date Disbursed	Recipient	Amount Disbursed
05-0032		\$3,960.00	8/5/2005	DA OFFICE	\$351.52
				GENERAL FUND	\$527.28
				15% - 11489	\$386.10
				CC CRIME LAB	\$79.20
				CDA A	\$39.60
				CONTRA COSTA CO SO	\$1,831.50
05-0033		\$1,595.00	7/25/2005	DA OFFICE	\$673.20
				GENERAL FUND	\$950.40
				15% - 11489	\$155.51
				CC CRIME LAB	\$87.73
				CDA A	\$15.95
				DA OFFICE	\$239.25
05-0034		\$992.00	6/28/2005	GENERAL FUND	\$382.80
				RICHMOND PD	\$713.76
				15% - 11489	\$96.72
				ANTIOCH PD	\$493.52
				CC CRIME LAB	\$54.56
				CDA A	\$9.92
05-0036		\$725.00	6/28/2005	DA OFFICE	\$99.20
				GENERAL FUND	\$238.08
				15% - 11489	\$70.69
				ANTIOCH PD	\$360.69
				CC CRIME LAB	\$39.87
				CDA A	\$7.25
05-0037		\$501.00	6/28/2005	DA OFFICE	\$72.50
				GENERAL FUND	\$174.00
				15% - 11489	\$48.85
				ANTIOCH PD	\$249.25
				CC CRIME LAB	\$27.55
				CDA A	\$5.01
05-0038		\$665.00	8/5/2005	DA OFFICE	\$50.10
				GENERAL FUND	\$120.24
				15% - 11489	\$48.85
				CC CRIME LAB	\$36.57
				CDA A	\$6.65
				CONTRA COSTA CO SO	\$330.84
05-0039		\$825.00	7/15/2005	DA OFFICE	\$66.50
				GENERAL FUND	\$159.60
				15% - 11489	\$80.44
				CDA A	\$8.25



State of California
ASSET FORFEITURE REPORT - 2005

Table 3

Admin Number	Docket Number	Amount Forfeited	Date Disbursed	Recipient	Amount Disbursed
				DA OFFICE	\$127.87
				GENERAL FUND	\$198.00
				PITTSBURG PD	\$410.44
05-0040		\$1,420.95	6/1/2005		
				15% - 11489	\$138.54
				CC CRIME LAB	\$78.15
				CDA A	\$14.21
				CONTRA COSTA CO SO	\$564.83
				DA OFFICE	\$284.19
				GENERAL FUND	\$341.03
05-0041		\$602.00	12/27/2005		
				15% - 11489	\$58.70
				CC CRIME LAB	\$33.10
				CDA A	\$6.02
				CONTRA COSTA CO SO	\$299.50
				DA OFFICE	\$60.20
				GENERAL FUND	\$144.48
05-0044		\$5,767.55	7/19/2005		
				15% - 11489	\$562.34
				CC DA INVESTIGATIONS	\$1,283.28
				CDA A	\$57.66
				DA OFFICE	\$576.77
				GENERAL FUND	\$1,384.21
				SAN FRANCISCO PD	\$1,903.29
05-0045		\$723.00	12/27/2005		
				15% - 11489	\$70.49
				CC CRIME LAB	\$39.77
				CDA A	\$7.23
				CONTRA COSTA CO SO	\$359.69
				DA OFFICE	\$72.30
				GENERAL FUND	\$173.52
05-0046		\$745.00	12/27/2005		
				15% - 11489	\$72.64
				CC CRIME LAB	\$40.98
				CDA A	\$7.45
				CONTRA COSTA CO SO	\$370.65
				DA OFFICE	\$74.48
				GENERAL FUND	\$178.80
05-0047		\$632.00	12/27/2005		
				15% - 11489	\$61.62
				CC CRIME LAB	\$34.76
				CDA A	\$6.32
				CONTRA COSTA CO SO	\$314.42
				DA OFFICE	\$63.20
				GENERAL FUND	\$151.68
05-0048		\$1,207.00	9/21/2005		
				15% - 11489	\$117.68



State of California
ASSET FORFEITURE REPORT - 2005

Table 3

Admin Number	Docket Number	Amount Forfeited	Date Disbursed	Recipient	Amount Disbursed
				CDA	\$12.07
				DA OFFICE	\$217.26
				GENERAL FUND	\$289.68
				RICHMOND PD	\$570.31
05-0049		\$408.00	7/19/2005		
				15% - 11489	\$39.78
				ANTIOCH PD	\$202.98
				CC CRIME LAB	\$22.44
				CDA	\$4.08
				DA OFFICE	\$40.80
				GENERAL FUND	\$97.92
05-0050		\$10,725.00	7/8/2005		
				15% - 11489	\$1,045.69
				CC CRIME LAB	\$214.50
				CDA	\$107.25
				DA OFFICE	\$1,930.50
				GENERAL FUND	\$2,574.00
				PITTSBURG PD	\$4,853.06
05-0051		\$546.00	8/1/2005		
				15% - 11489	\$53.24
				CC CRIME LAB	\$30.02
				CDA	\$5.46
				DA OFFICE	\$54.60
				GENERAL FUND	\$131.04
				WALNUT CREEK PD	\$271.64
05-0052		\$578.00	7/25/2005		
				15% - 11489	\$56.36
				CC CRIME LAB	\$31.78
				CDA	\$5.78
				CONCORD PD	\$287.56
				DA OFFICE	\$57.80
				GENERAL FUND	\$138.72
05-0054		\$18,894.00	10/5/2005		
				15% - 11489	\$1,842.17
				CC CRIME LAB	\$1,039.16
				CDA	\$188.94
				DA OFFICE	\$3,023.04
				GENERAL FUND	\$4,534.56
				PLEASANTON PD	\$8,266.13
05-0055		\$535.00	7/8/2005		
				15% - 11489	\$52.16
				CC CRIME LAB	\$29.43
				CDA	\$5.35
				DA OFFICE	\$53.50
				GENERAL FUND	\$128.40
				PITTSBURG PD	\$266.16



State of California
ASSET FORFEITURE REPORT - 2005

Table 3

Admin Number	Docket Number	Amount Forfeited	Date Disbursed	Recipient	Amount Disbursed
05-0056		\$2,685.00	7/25/2005	15% - 11489	\$261.79
				CC CRIME LAB	\$80.55
				CDAA	\$26.85
				CONCORD PD	\$1,268.66
				DA OFFICE	\$402.75
				GENERAL FUND	\$644.40
05-0058		\$1,487.00	7/25/2005	15% - 11489	\$144.98
				CDAA	\$14.87
				CONCORD PD	\$717.48
				DA OFFICE	\$252.79
				GENERAL FUND	\$356.88
05-0059		\$1,066.00	10/31/2005	15% - 11489	\$103.94
				CC CRIME LAB	\$26.65
				CDAA	\$10.66
				CONCORD PD	\$477.03
				DA OFFICE	\$191.88
05-0060		\$715.00	7/25/2005	GENERAL FUND	\$255.84
				15% - 11489	\$69.71
				CC CRIME LAB	\$39.33
				CDAA	\$7.15
				CONCORD PD	\$355.71
05-0061		\$6,049.00	7/25/2005	DA OFFICE	\$71.50
				GENERAL FUND	\$171.60
				15% - 11489	\$589.78
				CDAA	\$60.49
				CONCORD PD	\$2,011.29
05-0064		\$1,359.00	7/25/2005	DA OFFICE	\$907.35
				GENERAL FUND	\$1,451.76
				TF CENTRAL CC NET-	\$1,028.33
				15% - 11489	\$132.50
				CC CRIME LAB	\$40.77
05-0065		\$508.00	7/19/2005	CDAA	\$13.59
				CONCORD PD	\$642.13
				DA OFFICE	\$203.85
				GENERAL FUND	\$326.16
				15% - 11489	\$49.53
				ANTIOCH PD	\$252.73
				CC CRIME LAB	\$27.94
				CDAA	\$5.08
				DA OFFICE	\$50.80



State of California
ASSET FORFEITURE REPORT - 2005

Table 3

Admin Number	Docket Number	Amount Forfeited	Date Disbursed	Recipient	Amount Disbursed
05-0066		\$953.00	8/5/2005	GENERAL FUND	\$121.92
				15% - 11489	\$92.92
				CC CRIME LAB	\$52.41
				CDA A	\$9.53
				CONTRA COSTA CO SO	\$474.12
				DA OFFICE	\$95.30
05-0067		\$641.00	7/1/2005	GENERAL FUND	\$228.72
				15% - 11489	\$62.50
				CDA A	\$6.41
				DA OFFICE	\$64.10
				GENERAL FUND	\$153.84
				TF CENTRAL CC NET-	\$354.15
05-0068		\$839.92	7/25/2005	15% - 11489	\$81.89
				CC CRIME LAB	\$46.20
				CDA A	\$8.40
				CONCORD PD	\$417.86
				DA OFFICE	\$83.99
				GENERAL FUND	\$201.58
05-0072		\$669.25	9/8/2005	15% - 11489	\$65.25
				CC CRIME LAB	\$36.81
				CDA A	\$6.69
				DA OFFICE	\$66.93
				GENERAL FUND	\$160.62
				RICHMOND PD	\$332.95
05-0073		\$925.00	12/7/2005	15% - 11489	\$90.19
				CC CRIME LAB	\$50.88
				CDA A	\$9.25
				DA OFFICE	\$138.75
				GENERAL FUND	\$222.00
					\$413.93
05-0074		\$1,206.00	12/27/2005	15% - 11489	\$117.59
				CC CRIME LAB	\$66.33
				CDA A	\$12.06
				CONTRA COSTA CO SO	\$599.98
				DA OFFICE	\$120.60
				GENERAL FUND	\$289.44
05-0075		\$450.00	12/27/2005	15% - 11489	\$43.88
				CC CRIME LAB	\$13.50
				CDA A	\$4.50
				CONTRA COSTA CO SO	\$235.12



State of California
ASSET FORFEITURE REPORT - 2005

Table 3

Admin Number	Docket Number	Amount Forfeited	Date Disbursed	Recipient	Amount Disbursed
				DA OFFICE	\$45.00
				GENERAL FUND	\$108.00
05-0076		\$777.00	12/27/2005	15% - 11489	\$75.75
				CC CRIME LAB	\$42.74
				CDA A	\$7.77
				CONTRA COSTA CO SO	\$386.56
				DA OFFICE	\$77.70
				GENERAL FUND	\$186.48
05-0077		\$1,429.00	12/27/2005	15% - 11489	\$139.33
				CC CRIME LAB	\$78.59
				CDA A	\$14.29
				CONTRA COSTA CO SO	\$710.93
				DA OFFICE	\$142.90
				GENERAL FUND	\$342.96
05-0079		\$771.00	7/19/2005	15% - 11489	\$75.17
				CDA A	\$7.71
				DA OFFICE	\$119.51
				GENERAL FUND	\$185.04
				MARTINEZ PD	\$383.57
05-0080		\$619.00	8/4/2005	15% - 11489	\$60.35
				ANTIOCH PD	\$307.95
				CDA A	\$6.19
				DA OFFICE	\$95.95
				GENERAL FUND	\$148.56
05-0081		\$650.00	8/5/2005	15% - 11489	\$63.38
				CDA A	\$6.50
				CONCORD PD	\$323.38
				DA OFFICE	\$100.74
				GENERAL FUND	\$156.00
05-0082		\$569.00	8/29/2005	15% - 11489	\$55.48
				CDA A	\$5.69
				DA OFFICE	\$88.19
				GENERAL FUND	\$136.56
				RICHMOND PD	\$283.08
05-0083		\$588.56	8/29/2005	15% - 11489	\$57.38
				CDA A	\$5.89
				DA OFFICE	\$91.23
				GENERAL FUND	\$141.25
				RICHMOND PD	\$292.81



State of California
ASSET FORFEITURE REPORT - 2005

Table 3

Admin Number	Docket Number	Amount Forfeited	Date Disbursed	Recipient	Amount Disbursed
05-0085		\$3,204.00	12/27/2005	15% - 11489	\$312.39
				CDA	\$32.04
				CONTRA COSTA CO SO	\$1,369.71
				DA OFFICE	\$721.00
				GENERAL FUND	\$768.86
05-0086		\$898.00	8/4/2005	15% - 11489	\$87.56
				ANTIOCH PD	\$446.76
				CDA	\$8.98
				DA OFFICE	\$139.18
				GENERAL FUND	\$215.52
05-0087		\$890.00	12/7/2005	15% - 11489	\$86.78
				CC CRIME LAB	\$48.95
				CDA	\$8.90
				CONTRA COSTA CO SO	\$442.76
				DA OFFICE	\$89.01
				GENERAL FUND	\$213.60
05-0088		\$1,095.00	12/7/2005	15% - 11489	\$106.76
				CC CRIME LAB	\$27.38
				CDA	\$10.95
				CONTRA COSTA CO SO	\$544.76
				DA OFFICE	\$142.35
				GENERAL FUND	\$262.80
05-0089		\$1,910.00	12/7/2005	15% - 11489	\$186.22
				CC CRIME LAB	\$47.75
				CDA	\$19.10
				CONTRA COSTA CO SO	\$912.03
				DA OFFICE	\$286.50
				GENERAL FUND	\$458.40
05-0091		\$425.00	12/7/2005	15% - 11489	\$41.44
				CC CRIME LAB	\$23.37
				CDA	\$4.25
				CONTRA COSTA CO SO	\$211.44
				DA OFFICE	\$42.50
				GENERAL FUND	\$102.00
05-0092		\$818.00	12/7/2005	15% - 11489	\$79.75
				CC CRIME LAB	\$44.99
				CDA	\$8.18
				CONTRA COSTA CO SO	\$406.96
				DA OFFICE	\$81.80
				GENERAL FUND	\$196.32



State of California
ASSET FORFEITURE REPORT - 2005

Table 3

Admin Number	Docket Number	Amount Forfeited	Date Disbursed	Recipient	Amount Disbursed
05-0093		\$573.00	12/7/2005	15% - 11489	\$55.87
				CC CRIME LAB	\$31.51
				CDAA	\$5.73
				CONTRA COSTA CO SO	\$285.07
				DA OFFICE	\$57.30
				GENERAL FUND	\$137.52
05-0095		\$425.00	12/7/2005	15% - 11489	\$41.44
				CC CRIME LAB	\$23.37
				CDAA	\$4.25
				CONTRA COSTA CO SO	\$211.44
				DA OFFICE	\$42.50
				GENERAL FUND	\$102.00
05-0096		\$595.00	12/22/2005	15% - 11489	\$58.01
				CC CRIME LAB	\$32.73
				CDAA	\$5.95
				CONTRA COSTA CO SO	\$296.01
				DA OFFICE	\$59.50
				GENERAL FUND	\$142.80
05-0097		\$3,215.00	9/8/2005	15% - 11489	\$313.46
				CC CRIME LAB	\$80.38
				CDAA	\$32.15
				CONCORD PD	\$1,535.16
				DA OFFICE	\$482.25
				GENERAL FUND	\$771.60
05-0098		\$823.00	9/8/2005	15% - 11489	\$80.24
				CC CRIME LAB	\$45.27
				CDAA	\$8.23
				CONCORD PD	\$409.44
				DA OFFICE	\$82.30
				GENERAL FUND	\$197.52
05-0099		\$8,030.00	12/7/2005	15% - 11489	\$782.93
				CC CRIME LAB	\$200.74
				CDAA	\$80.30
				CONTRA COSTA CO SO	\$3,754.03
				DA OFFICE	\$1,284.80
				GENERAL FUND	\$1,927.20
05-0100		\$735.05	12/15/2005	15% - 11489	\$71.67
				CC CRIME LAB	\$40.42
				CDAA	\$7.35
				CONCORD PD	\$365.69



State of California
ASSET FORFEITURE REPORT - 2005

Table 3

Admin Number	Docket Number	Amount Forfeited	Date Disbursed	Recipient	Amount Disbursed
05-0101		\$412.25	9/8/2005	DA OFFICE	\$73.51
				GENERAL FUND	\$176.41
				15% - 11489	\$40.19
				ANTIOCH PD	\$205.09
				CC CRIME LAB	\$22.67
				CDAA	\$4.12
				DA OFFICE	\$41.24
05-0102		\$553.00	12/7/2005	GENERAL FUND	\$98.94
				15% - 11489	\$53.92
				CC CRIME LAB	\$30.41
				CDAA	\$5.53
				CONTRA COSTA CO SO	\$275.12
				DA OFFICE	\$55.30
				GENERAL FUND	\$132.72
05-0103		\$737.00	10/4/2005	15% - 11489	\$71.86
				ANTIOCH PD	\$366.66
				CC CRIME LAB	\$40.53
				CDAA	\$7.37
				DA OFFICE	\$73.70
				GENERAL FUND	\$176.88
				05-0104	
CC CRIME LAB	\$45.90				
CDAA	\$18.36				
CONCORD PD	\$876.69				
DA OFFICE	\$275.40				
GENERAL FUND	\$440.64				
05-0105		\$2,595.00	9/8/2005		
				CC CRIME LAB	\$90.83
				CDAA	\$25.95
				CONCORD PD	\$1,213.16
				DA OFFICE	\$389.25
				GENERAL FUND	\$622.80
				05-0106	
CC CRIME LAB	\$47.52				
CDAA	\$8.64				
CONCORD PD	\$429.84				
DA OFFICE	\$86.40				
GENERAL FUND	\$207.36				
05-0108		\$1,733.86	10/21/2005		
				CC CRIME LAB	\$95.36



State of California
ASSET FORFEITURE REPORT - 2005

Table 3

Admin Number	Docket Number	Amount Forfeited	Date Disbursed	Recipient	Amount Disbursed
				CDA A	\$17.34
				CONCORD PD	\$862.59
				DA OFFICE	\$173.39
				GENERAL FUND	\$416.13
05-0110		\$725.00	12/7/2005		
				15% - 11489	\$70.69
				CC CRIME LAB	\$39.87
				CDA A	\$7.25
				CONTRA COSTA CO SO	\$360.69
				DA OFFICE	\$72.50
				GENERAL FUND	\$174.00
05-0111		\$601.00	12/7/2005		
				15% - 11489	\$58.60
				CC CRIME LAB	\$33.05
				CDA A	\$6.01
				CONTRA COSTA CO SO	\$299.00
				DA OFFICE	\$60.10
				GENERAL FUND	\$144.24
05-0112		\$645.00	8/29/2005		
				15% - 11489	\$62.89
				CC CRIME LAB	\$35.47
				CDA A	\$6.45
				DA OFFICE	\$64.50
				GENERAL FUND	\$154.80
				TF WEST CC NET-WESTNET	\$320.89
05-0113		\$1,176.00	9/25/2005		
				15% - 11489	\$114.66
				CC CRIME LAB	\$64.68
				CDA A	\$11.76
				CONCORD PD	\$585.06
				DA OFFICE	\$117.60
				GENERAL FUND	\$282.24
05-0114		\$1,205.00	10/3/2005		
				15% - 11489	\$117.49
				BRENTWOOD PD	\$599.49
				CC CRIME LAB	\$66.27
				CDA A	\$12.05
				DA OFFICE	\$120.50
				GENERAL FUND	\$289.20
05-0116		\$697.00	10/6/2005		
				15% - 11489	\$67.96
				CC CRIME LAB	\$38.33
				CDA A	\$6.97
				DA OFFICE	\$69.70
				GENERAL FUND	\$167.28
				RICHMOND PD	\$346.76



State of California
ASSET FORFEITURE REPORT - 2005

Table 3

Admin Number	Docket Number	Amount Forfeited	Date Disbursed	Recipient	Amount Disbursed
05-0118		\$631.00	10/20/2005	15% - 11489	\$61.52
				CC CRIME LAB	\$34.71
				CDAA	\$6.31
				DA OFFICE	\$63.10
				GENERAL FUND	\$151.44
				MARTINEZ PD	\$313.92
05-0119		\$2,565.00	10/6/2005	15% - 11489	\$250.09
				CC CRIME LAB	\$89.77
				CDAA	\$25.65
				DA OFFICE	\$384.75
				GENERAL FUND	\$615.60
				RICHMOND PD	\$1,199.14
05-0120		\$855.00	11/1/2005	15% - 11489	\$83.36
				ANTIOCH PD	\$399.71
				CC CRIME LAB	\$29.93
				CDAA	\$8.55
				DA OFFICE	\$128.25
				GENERAL FUND	\$205.20
05-0123		\$5,978.98	12/29/2005	15% - 11489	\$582.95
				CDAA	\$59.79
				DA OFFICE	\$1,195.80
				GENERAL FUND	\$1,434.96
				RICHMOND PD	\$1,375.16
				VALLEJO PD	\$1,330.32
05-0128		\$10,325.00	10/31/2005	15% - 11489	\$1,006.69
				CC CRIME LAB	\$567.87
				CDAA	\$103.25
				CONCORD PD	\$4,826.94
				DA OFFICE	\$1,342.25
				GENERAL FUND	\$2,478.00
05-0130		\$6,123.00	12/7/2005	15% - 11489	\$596.99
				CC CRIME LAB	\$336.77
				CDAA	\$61.23
				CONTRA COSTA CO SO	\$2,678.81
				DA OFFICE	\$979.68
				GENERAL FUND	\$1,469.52
05-0134		\$519.00	12/20/2005	15% - 11489	\$50.60
				CC CRIME LAB	\$28.55
				CDAA	\$5.19
				DA OFFICE	\$51.90



State of California
ASSET FORFEITURE REPORT - 2005

Table 3

Admin Number	Docket Number	Amount Forfeited	Date Disbursed	Recipient	Amount Disbursed
				GENERAL FUND	\$124.56
				PITTSBURG PD	\$258.20
05-0136		\$1,457.00	12/3/2005	15% - 11489	\$142.06
				CC CRIME LAB	\$50.99
				CDA A	\$14.57
				DA OFFICE	\$218.55
				GENERAL FUND	\$349.68
				PITTSBURG PD	\$681.15
05-0137		\$660.92	12/3/2005	15% - 11489	\$64.44
				CC CRIME LAB	\$36.35
				CDA A	\$6.61
				DA OFFICE	\$66.09
				GENERAL FUND	\$158.62
				PITTSBURG PD	\$328.81
05-0139		\$510.00	10/20/2005	15% - 11489	\$49.73
				CC CRIME LAB	\$28.05
				CDA A	\$5.10
				DA OFFICE	\$51.00
				GENERAL FUND	\$122.40
				TF CENTRAL CC NET-	\$253.72
05-0142		\$560.00	12/20/2005	15% - 11489	\$54.60
				CC CRIME LAB	\$30.80
				CDA A	\$5.60
				DA OFFICE	\$56.00
				GENERAL FUND	\$134.40
				PITTSBURG PD	\$278.60
05-0144		\$621.00	11/1/2005	15% - 11489	\$60.55
				ANTIOCH PD	\$308.95
				CC CRIME LAB	\$34.15
				CDA A	\$6.21
				DA OFFICE	\$62.10
				GENERAL FUND	\$149.04
05-0147		\$1,098.00	12/3/2005	15% - 11489	\$107.05
				CC CRIME LAB	\$38.43
				CDA A	\$10.98
				DA OFFICE	\$142.74
				GENERAL FUND	\$263.52
				PITTSBURG PD	\$535.28
05-0149		\$503.00	12/2/2005	15% - 11489	\$49.04
				ANTIOCH PD	\$250.25



State of California
ASSET FORFEITURE REPORT - 2005

Table 3

Admin Number	Docket Number	Amount Forfeited	Date Disbursed	Recipient	Amount Disbursed
				CC CRIME LAB	\$27.66
				CDA A	\$5.03
				DA OFFICE	\$50.30
				GENERAL FUND	\$120.72
05-0151		\$3,214.00	12/12/2005		
				15% - 11489	\$313.36
				CDA A	\$32.14
				DA OFFICE	\$642.80
				GENERAL FUND	\$771.36
				WALNUT CREEK PD	\$1,454.34
05-0152		\$4,137.00	12/8/2005		
				15% - 11489	\$403.35
				CC CRIME LAB	\$144.79
				CDA A	\$41.37
				DA OFFICE	\$537.81
				GENERAL FUND	\$992.88
				TF CENTRAL CC NET-	\$2,016.80
CONTRA COSTA					\$690,907.60



State of California
ASSET FORFEITURE REPORT - 2005

Table 3

Admin Number	Docket Number	Amount Forfeited	Date Disbursed	Recipient	Amount Disbursed
EL DORADO					
LT03-075		\$1,600.50	8/31/2005	CDA DA OFFICE GENERAL FUND TF SOUTH LAKE	\$16.01 \$160.05 \$384.12 \$1,040.32
LT04-030		\$656.22	2/11/2005	CDA DA OFFICE GENERAL FUND TF SOUTH LAKE	\$6.56 \$65.62 \$157.49 \$426.55
LT04-031		\$761.22	2/11/2005	CDA DA OFFICE GENERAL FUND TF SOUTH LAKE	\$7.61 \$76.12 \$182.69 \$494.80
LT04-034		\$1,452.09	2/11/2005	CDA DA OFFICE GENERAL FUND TF SOUTH LAKE	\$14.52 \$145.21 \$348.50 \$943.86
LT04-040		\$2,949.97	2/11/2005	CDA DA OFFICE GENERAL FUND TF SOUTH LAKE	\$29.50 \$295.00 \$707.99 \$1,917.48
LT04-054		\$1,273.59	2/14/2005	CDA DA OFFICE GENERAL FUND TF SOUTH LAKE	\$12.74 \$127.36 \$305.66 \$827.83
LT04-067		\$373.09	2/14/2005	CDA DA OFFICE GENERAL FUND TF SOUTH LAKE	\$3.73 \$37.31 \$89.54 \$242.51
EL DORADO					\$9,066.68



State of California
ASSET FORFEITURE REPORT - 2005

Table 3

Admin Number	Docket Number	Amount Forfeited	Date Disbursed	Recipient	Amount Disbursed
FRESNO					
AF2005-0001		\$3,847.00	11/22/2005	CDA DA OFFICE FRESNO CO SO GENERAL FUND	\$38.47 \$384.70 \$2,500.55 \$923.28
AF2005-0002		\$11,196.00	11/22/2005	CDA DA OFFICE FRESNO PD GENERAL FUND	\$111.96 \$1,119.60 \$7,277.40 \$2,687.04
AF2005-0003		\$1,588.80	11/22/2005	CDA DA OFFICE FRESNO CO SO GENERAL FUND	\$15.89 \$158.88 \$1,032.72 \$381.31
FRESNO					\$16,631.80



State of California
ASSET FORFEITURE REPORT - 2005

Table 3

Admin Number	Docket Number	Amount Forfeited	Date Disbursed	Recipient	Amount Disbursed
GLENN					
04-2	04SCV00207	\$1,265.00	5/25/2005	15% - 11489	\$103.76
				CDAA	\$10.64
				DA OFFICE	\$307.29
				GENERAL FUND	\$255.41
				TF TAGMET	\$587.90
GLENN					\$1,265.00



State of California
ASSET FORFEITURE REPORT - 2005

Table 3

Admin Number	Docket Number	Amount Forfeited	Date Disbursed	Recipient	Amount Disbursed
HUMBOLDT					
02-F-23		\$17,074.76	2/23/2005	CA DOJ-BNE REDDING	\$9,685.10
				CDA A	\$170.05
				DA OFFICE	\$1,700.50
				GENERAL FUND	\$4,081.18
				HUMBOLDT CO SO	\$1,437.93
02-F-24		\$116.09	2/23/2005	CDA A	\$0.90
				DA OFFICE	\$8.92
				GENERAL FUND	\$21.41
				HUMBOLDT CO SO	\$84.86
03-F-25		\$826.28	10/5/2005	CDA A	\$6.43
				DA OFFICE	\$64.26
				GENERAL FUND	\$154.22
				HUMBOLDT CO SO	\$601.37
03-F-36		\$15,055.69	10/12/2005	CDA A	\$150.56
				DA OFFICE	\$1,505.57
				FISH & GAME	\$9,786.19
				GENERAL FUND	\$3,613.37
04-F-01		\$411.53	2/23/2005	CDA A	\$3.15
				DA OFFICE	\$31.62
				GENERAL FUND	\$75.89
				HUMBOLDT CO SO	\$300.87
04-F-03		\$3,464.46	9/6/2005	CDA A	\$34.15
				DA OFFICE	\$341.46
				GENERAL FUND	\$819.50
				TF HUMBOLDT CO DTF-	\$2,269.35
04-F-07		\$492.51	7/26/2005	CDA A	\$4.28
				DA OFFICE	\$42.77
				GENERAL FUND	\$102.64
				HUMBOLDT CO SO	\$342.82
04-F-12		\$9,439.04	2/23/2005	CDA A	\$93.64
				DA OFFICE	\$936.42
				GENERAL FUND	\$2,247.41
				TF HUMBOLDT CO DTF-	\$6,161.57
04-F-14		\$3,345.21	3/18/2005	CDA A	\$32.85
				DA OFFICE	\$328.54
				GENERAL FUND	\$788.49
				TF HUMBOLDT CO DTF-	\$2,195.33



State of California
ASSET FORFEITURE REPORT - 2005

Table 3

Admin Number	Docket Number	Amount Forfeited	Date Disbursed	Recipient	Amount Disbursed
04-F-16		\$1,972.26	10/12/2005	CDA CHP-HUMBOLDT AREA DA OFFICE GENERAL FUND TF HUMBOLDT CO DTF-	\$19.12 \$310.77 \$191.24 \$458.98 \$992.15
04-F-19		\$956.80	5/18/2005	CDA DA OFFICE GENERAL FUND TF HUMBOLDT CO DTF-	\$9.07 \$90.69 \$217.66 \$639.38
04-F-27		\$416.12	4/4/2005	CDA DA OFFICE GENERAL FUND HUMBOLDT CO SO	\$3.64 \$36.43 \$87.42 \$288.63
04-F-28		\$4,490.00	6/6/2005	CDA DA OFFICE GENERAL FUND HUMBOLDT CO SO	\$41.89 \$418.88 \$1,005.30 \$3,023.93
04-F-29		\$11,492.24	2/23/2005	CDA DA OFFICE GENERAL FUND HUMBOLDT CO SO	\$109.64 \$1,096.40 \$2,631.35 \$7,654.85
04-F-30		\$5,639.59	7/26/2005	CDA DA OFFICE GENERAL FUND HUMBOLDT CO SO	\$54.46 \$544.63 \$1,307.11 \$3,733.39
04-F-31		\$8,081.91	3/18/2005	CDA DA OFFICE GENERAL FUND HUMBOLDT CO SO	\$77.79 \$777.89 \$1,866.93 \$5,359.30
04-F-36		\$9,478.86	7/26/2005	CDA DA OFFICE GENERAL FUND TF HUMBOLDT CO DTF-	\$94.06 \$940.57 \$2,257.37 \$6,186.86
04-F-44		\$1,026.14	2/1/2005	CDA DA OFFICE GENERAL FUND TF HUMBOLDT CO DTF-	\$9.66 \$96.63 \$231.91 \$687.94



State of California
ASSET FORFEITURE REPORT - 2005

Table 3

Admin Number	Docket Number	Amount Forfeited	Date Disbursed	Recipient	Amount Disbursed
04-F-46		\$933.78	2/1/2005	CDA	\$8.44
				DA OFFICE	\$84.40
				GENERAL FUND	\$202.56
				TF HUMBOLDT CO DTF-	\$638.38
04-F-47		\$966.46	10/24/2005	CDA	\$8.77
				DA OFFICE	\$87.67
				GENERAL FUND	\$210.41
				TF HUMBOLDT CO DTF-	\$659.61
04-F-49		\$1,950.51	3/7/2005	CDA	\$19.21
				DA OFFICE	\$192.06
				GENERAL FUND	\$460.94
				TF HUMBOLDT CO DTF-	\$1,278.30
04-F-52		\$1,451.91	3/18/2005	CDA	\$14.38
				DA OFFICE	\$143.78
				GENERAL FUND	\$345.06
				TF HUMBOLDT CO DTF-	\$948.69
04-F-53		\$982.13	4/4/2005	CDA	\$9.68
				DA OFFICE	\$96.80
				GENERAL FUND	\$232.32
				TF HUMBOLDT CO DTF-	\$643.33
04-F-54		\$1,704.20	4/4/2005	CDA	\$16.90
				DA OFFICE	\$169.01
				GENERAL FUND	\$405.62
				TF HUMBOLDT CO DTF-	\$1,112.67
04-F-56		\$6,532.79	3/18/2005	CDA	\$65.13
				DA OFFICE	\$651.28
				GENERAL FUND	\$1,563.08
				TF HUMBOLDT CO DTF-	\$4,253.30
05-F-01		\$1,791.92	4/29/2005	CDA	\$17.32
				DA OFFICE	\$173.21
				GENERAL FUND	\$415.70
				TF HUMBOLDT CO DTF-	\$1,185.69
05-F-02		\$2,139.86	4/27/2005	CDA	\$21.00
				CHP-HUMBOLDT AREA	\$341.24
				DA OFFICE	\$210.00
				GENERAL FUND	\$503.99
				TF HUMBOLDT CO DTF-	\$1,063.63



State of California
ASSET FORFEITURE REPORT - 2005

Table 3

Admin Number	Docket Number	Amount Forfeited	Date Disbursed	Recipient	Amount Disbursed
05-F-03		\$643.95	10/12/2005	CDA	\$5.54
				DA OFFICE	\$55.42
				GENERAL FUND	\$133.00
				TF HUMBOLDT CO DTF-	\$449.99
05-F-04		\$2,268.67	5/18/2005	CDA	\$22.29
				DA OFFICE	\$222.88
				GENERAL FUND	\$534.90
				TF HUMBOLDT CO DTF-	\$1,488.60
05-F-05		\$1,476.03	4/29/2005	CDA	\$14.16
				DA OFFICE	\$141.62
				GENERAL FUND	\$339.88
				TF HUMBOLDT CO DTF-	\$980.37
05-F-07		\$3,873.95	5/11/2005	CDA	\$38.34
				DA OFFICE	\$383.41
				GENERAL FUND	\$920.17
				TF HUMBOLDT CO DTF-	\$2,532.03
05-F-08		\$6,613.04	11/23/2005	CDA	\$65.73
				DA OFFICE	\$657.31
				GENERAL FUND	\$1,577.55
				TF HUMBOLDT CO DTF-	\$4,312.45
05-F-09		\$7,330.12	12/16/2005	CDA	\$72.90
				CHP-HUMBOLDT AREA	\$1,184.66
				DA OFFICE	\$729.02
				GENERAL FUND	\$1,749.65
05-F-10		\$1,996.91	5/11/2005	CDA	\$19.57
				DA OFFICE	\$195.70
				GENERAL FUND	\$469.68
				TF HUMBOLDT CO DTF-	\$1,311.96
05-F-11		\$4,024.31	5/11/2005	CDA	\$39.84
				DA OFFICE	\$398.44
				GENERAL FUND	\$956.26
				TF HUMBOLDT CO DTF-	\$2,629.77
05-F-12		\$18,412.53	5/11/2005	CDA	\$183.49
				CHP-HUMBOLDT AREA	\$2,981.77
				DA OFFICE	\$1,834.94
				GENERAL FUND	\$4,403.84
				TF HUMBOLDT CO DTF-	\$9,008.49



State of California
ASSET FORFEITURE REPORT - 2005

Table 3

Admin Number	Docket Number	Amount Forfeited	Date Disbursed	Recipient	Amount Disbursed
05-F-15		\$1,040.01	6/6/2005	CDA DA OFFICE GENERAL FUND TF HUMBOLDT CO DTF-	\$9.90 \$99.01 \$237.63 \$693.47
05-F-16		\$1,883.30	10/12/2005	CDA DA OFFICE GENERAL FUND TF HUMBOLDT CO DTF-	\$18.33 \$183.34 \$440.02 \$1,241.61
05-F-17		\$1,745.22	7/26/2005	CDA DA OFFICE GENERAL FUND HUMBOLDT CO SO	\$16.89 \$168.87 \$405.29 \$1,154.17
05-F-20		\$1,263.15	9/6/2005	CDA DA OFFICE GENERAL FUND TF HUMBOLDT CO DTF-	\$11.83 \$118.34 \$284.00 \$848.98
05-F-21		\$582.12	7/26/2005	CDA DA OFFICE GENERAL FUND HUMBOLDT CO SO	\$5.26 \$52.56 \$126.14 \$398.16
05-F-22		\$8,625.33	9/28/2005	CDA DA OFFICE GENERAL FUND HUMBOLDT CO SO	\$85.69 \$856.88 \$2,056.51 \$5,626.25
05-F-25		\$1,200.70	11/23/2005	CDA DA OFFICE GENERAL FUND TF HUMBOLDT CO DTF-	\$11.21 \$112.09 \$269.02 \$808.38
05-F-27		\$881.61	11/23/2005	CDA DA OFFICE GENERAL FUND TF HUMBOLDT CO DTF-	\$8.22 \$82.18 \$197.22 \$593.99
05-F-29		\$5,592.28	12/6/2005	CDA DA OFFICE GENERAL FUND HUMBOLDT CO SO	\$52.75 \$527.53 \$1,266.08 \$3,745.92
05-F-30		\$3,053.76	11/9/2005	CDA	\$29.94



State of California
ASSET FORFEITURE REPORT - 2005

Table 3

Admin Number	Docket Number	Amount Forfeited	Date Disbursed	Recipient	Amount Disbursed
				DA OFFICE	\$299.39
				GENERAL FUND	\$718.54
				TF HUMBOLDT CO DTF-	\$2,005.89
05-F-31		\$944.38	10/12/2005		
				CDA A	\$8.85
				DA OFFICE	\$88.45
				GENERAL FUND	\$212.29
				TF HUMBOLDT CO DTF-	\$634.79
05-F-33		\$552.95	11/9/2005		
				CDA A	\$4.73
				DA OFFICE	\$47.32
				GENERAL FUND	\$113.56
				TF HUMBOLDT CO DTF-	\$387.34
05-F-34		\$862.82	12/16/2005		
				CDA A	\$7.73
				DA OFFICE	\$77.30
				GENERAL FUND	\$185.53
				TF HUMBOLDT CO DTF-	\$592.26
05-F-35		\$660.87	12/6/2005		
				CDA A	\$6.06
				DA OFFICE	\$60.60
				GENERAL FUND	\$145.44
				TF HUMBOLDT CO DTF-	\$448.77
05-F-36		\$754.99	11/23/2005		
				CDA A	\$7.00
				DA OFFICE	\$70.01
				GENERAL FUND	\$168.03
				TF HUMBOLDT CO DTF-	\$509.95
05-F-40		\$1,256.62	12/16/2005		
				CDA A	\$12.15
				DA OFFICE	\$121.51
				GENERAL FUND	\$291.61
				TF HUMBOLDT CO DTF-	\$831.35
05-F-42		\$6,626.48	11/23/2005		
				CDA A	\$65.85
				DA OFFICE	\$658.49
				GENERAL FUND	\$1,580.38
				TF HUMBOLDT CO DTF-	\$4,321.76
HUMBOLDT					\$196,399.15



State of California
ASSET FORFEITURE REPORT - 2005

Table 3

Admin Number	Docket Number	Amount Forfeited	Date Disbursed	Recipient	Amount Disbursed
IMPERIAL					
DA 01AF-041		\$523.88	6/6/2005	CDA A	\$5.24
				DA OFFICE	\$52.39
				GENERAL FUND	\$125.73
				TF IMPERIAL CO NTF-ICNTF	\$340.52
DA 02AF-003		\$737.95	6/21/2005	CDA A	\$7.38
				DA OFFICE	\$73.80
				GENERAL FUND	\$177.11
				IMPERIAL CO SO	\$479.66
DA 02AF-010		\$84.47	6/21/2005	CDA A	\$0.84
				DA OFFICE	\$8.45
				GENERAL FUND	\$20.27
				IMPERIAL CO SO	\$54.91
DA 02AF-018A		\$1,856.14	6/21/2005	CDA A	\$18.56
				DA OFFICE	\$185.61
				GENERAL FUND	\$445.47
				IMPERIAL CO SO	\$1,206.50
DA 02AF-021		\$1,799.92	6/6/2005	CDA A	\$18.00
				DA OFFICE	\$179.99
				GENERAL FUND	\$431.98
				TF IMPERIAL CO NTF-ICNTF	\$1,169.95
DA 02AF-022		\$2,974.50	6/6/2005	CDA A	\$29.75
				DA OFFICE	\$297.45
				GENERAL FUND	\$713.88
				TF IMPERIAL CO NTF-ICNTF	\$1,933.42
DA 03AF-002		\$178.32	6/21/2005	CDA A	\$1.78
				DA OFFICE	\$17.83
				GENERAL FUND	\$42.80
				IMPERIAL CO SO	\$115.91
DA 03AF-004		\$85.11	6/21/2005	CDA A	\$0.85
				DA OFFICE	\$8.51
				GENERAL FUND	\$20.43
				IMPERIAL CO SO	\$55.32
DA 03AF-005		\$1,287.26	6/21/2005	CDA A	\$12.87
				DA OFFICE	\$128.73
				GENERAL FUND	\$308.94
				IMPERIAL CO SO	\$836.72



State of California
ASSET FORFEITURE REPORT - 2005

Table 3

Admin Number	Docket Number	Amount Forfeited	Date Disbursed	Recipient	Amount Disbursed
DA 03AF-008		\$2,843.99	6/21/2005	CDA DA OFFICE GENERAL FUND IMPERIAL CO SO	\$28.44 \$284.40 \$682.56 \$1,848.59
DA 03AF-010		\$1,206.71	6/21/2005	CDA DA OFFICE GENERAL FUND IMPERIAL CO SO	\$12.07 \$120.67 \$289.61 \$784.36
DA 03AF-011		\$824.65	6/21/2005	CDA DA OFFICE GENERAL FUND IMPERIAL CO SO	\$8.25 \$82.47 \$197.92 \$536.01
DA 03AF-017		\$7,486.23	6/21/2005	CDA DA OFFICE GENERAL FUND IMPERIAL CO SO	\$74.86 \$748.62 \$1,796.70 \$4,866.05
DA 03AF-024		\$1,876.73	6/6/2005	CDA DA OFFICE EL CENTRO PD GENERAL FUND	\$18.77 \$187.67 \$1,219.87 \$450.42
DA 03AF-027		\$1,102.21	6/21/2005	CDA DA OFFICE GENERAL FUND IMPERIAL CO SO	\$11.02 \$110.22 \$264.53 \$716.44
DA 03AF-032		\$1,749.88	6/21/2005	CDA DA OFFICE GENERAL FUND IMPERIAL CO SO	\$17.50 \$174.99 \$419.97 \$1,137.42
DA 03AF-033		\$1,102.22	6/21/2005	CDA DA OFFICE GENERAL FUND IMPERIAL CO SO	\$11.02 \$110.22 \$264.53 \$716.45
DA 03AF-036		\$5,728.31	6/21/2005	CDA DA OFFICE GENERAL FUND IMPERIAL CO SO	\$57.28 \$572.83 \$1,374.79 \$3,723.41
DA 03AF-039		\$1,749.88	6/21/2005	CDA	\$17.50



State of California
ASSET FORFEITURE REPORT - 2005

Table 3

Admin Number	Docket Number	Amount Forfeited	Date Disbursed	Recipient	Amount Disbursed
				DA OFFICE	\$174.99
				GENERAL FUND	\$419.97
				IMPERIAL CO SO	\$1,137.42
DA 03F-024		\$1,876.73	6/6/2005		
				CDA A	\$18.77
				DA OFFICE	\$187.67
				EL CENTRO PD	\$1,219.87
				GENERAL FUND	\$450.42
DA 04AF-001		\$1,102.22	6/21/2005		
				CDA A	\$11.02
				DA OFFICE	\$110.22
				GENERAL FUND	\$264.53
				IMPERIAL CO SO	\$716.45
DA 04AF-003		\$334.47	6/6/2005		
				CDA A	\$3.34
				DA OFFICE	\$33.45
				GENERAL FUND	\$80.27
				IMPERIAL CO SO	\$217.41
IMPERIAL					\$38,511.78



State of California
ASSET FORFEITURE REPORT - 2005

Table 3

Admin Number	Docket Number	Amount Forfeited	Date Disbursed	Recipient	Amount Disbursed
INYO					
F04-09	IN04-0261	\$2,261.74	7/27/2005	BISHOP PD DARE	\$110.25
				CDAA	\$22.61
				DA OFFICE	\$226.18
				GENERAL FUND	\$542.82
				INYO CO SO DARE	\$110.26
				TF INYO NET-INET	\$1,249.62
F05-01	IN05-004	\$1,232.70	7/27/2005	BISHOP PD DARE	\$60.09
				CDAA	\$12.33
				CHP-BISHOP	\$200.32
				DA OFFICE	\$123.27
				GENERAL FUND	\$295.84
				INYO CO SO DARE	\$60.09
				TF INYO NET-INET	\$480.76
F05-02	IN05-0009	\$2,816.40	11/8/2005	BISHOP PD DARE	\$137.30
				CDAA	\$28.16
				CHP-BISHOP	\$457.66
				DA OFFICE	\$281.64
				GENERAL FUND	\$675.94
				INYO CO SO DARE	\$137.30
				TF INYO NET-INET	\$1,098.40
F05-03	IN05-0058	\$661.67	7/27/2005	BISHOP PD DARE	\$32.25
				CDAA	\$6.62
				DA OFFICE	\$66.17
				GENERAL FUND	\$158.80
				INYO CO SO DARE	\$32.26
				TF INYO NET-INET	\$365.57
F05-08	IN05-0117	\$1,913.62	12/27/2005	BISHOP PD DARE	\$93.29
				CDAA	\$19.13
				DA OFFICE	\$191.36
				GENERAL FUND	\$459.26
				INYO CO SO DARE	\$93.29
				TF INYO NET-INET	\$1,057.29
INYO					\$8,886.13



State of California
ASSET FORFEITURE REPORT - 2005

Table 3

Admin Number	Docket Number	Amount Forfeited	Date Disbursed	Recipient	Amount Disbursed
KERN					
01-0151	245653-NFT	\$46,258.67	3/29/2005	CDA CHP-BUTTONWILLOW DA OFFICE GENERAL FUND KERN CO SO	\$462.58 \$7,517.03 \$4,625.87 \$11,102.08 \$22,551.11
02-0052		\$752.04	7/14/2005	CDA DA OFFICE GENERAL FUND KCSO/CAL-MMET	\$7.52 \$75.20 \$180.49 \$488.83
02-0053	SR02-08646	\$1,330.35	3/29/2005	CDA CHP-BUTTONWILLOW DA OFFICE GENERAL FUND KERN CO SO	\$13.30 \$199.44 \$200.01 \$319.28 \$598.32
02-0118	SR02-27541	\$37.45	3/29/2005	CDA CHP-BUTTONWILLOW DA OFFICE GENERAL FUND KERN CO SO	\$0.37 \$3.52 \$14.05 \$8.98 \$10.53
02-0187	SR02-41301	\$9,096.88	3/29/2005	CDA DA OFFICE GENERAL FUND KERN CO SO	\$90.96 \$909.69 \$2,183.25 \$5,912.98
03-0003	249400-NFT	\$7,744.63	2/17/2005	CDA DA OFFICE GENERAL FUND KERN CO SO	\$77.45 \$774.46 \$1,858.71 \$5,034.01
03-0011		\$4,280.13	6/24/2005	CDA DA OFFICE GENERAL FUND KERN CO SO	\$42.80 \$428.02 \$1,027.23 \$2,782.08
03-0020		\$1,811.14	7/14/2005	CDA DA OFFICE GENERAL FUND KCSO/CAL-MMET	\$18.11 \$200.01 \$434.67 \$1,158.35
03-0043		\$1,654.37	5/23/2005	CDA DA OFFICE	\$16.54 \$200.01



State of California
ASSET FORFEITURE REPORT - 2005

Table 3

Admin Number	Docket Number	Amount Forfeited	Date Disbursed	Recipient	Amount Disbursed
				GENERAL FUND	\$397.04
				KCSO/CAL-MMET	\$1,040.78
03-0044		\$685.37	5/23/2005		
				CDAA	\$6.85
				DA OFFICE	\$257.02
				GENERAL FUND	\$164.48
				KCSO/CAL-MMET	\$257.02
03-0052		\$1,092.56	1/26/2005		
				CDAA	\$10.92
				DA OFFICE	\$200.01
				DELANO PD	\$619.42
				GENERAL FUND	\$262.21
03-0055		\$1,206.43	6/15/2005		
				CDAA	\$12.06
				DA OFFICE	\$200.01
				GENERAL FUND	\$289.54
				KERN CO SO	\$704.82
03-0058		\$526.29	6/15/2005		
				CDAA	\$5.26
				DA OFFICE	\$197.36
				GENERAL FUND	\$126.31
				KERN CO SO	\$197.36
03-0060		\$9,544.79	3/29/2005		
				CDAA	\$95.44
				DA OFFICE	\$954.48
				GENERAL FUND	\$2,290.75
				KERN CO SO	\$6,204.12
03-0071		\$11,277.23	3/29/2005		
				BAKERSFIELD PD	\$7,330.20
				CDAA	\$112.77
				DA OFFICE	\$1,127.73
				GENERAL FUND	\$2,706.53
03-0072	250644-NFT	\$22,465.18	3/29/2005		
				BAKERSFIELD PD	\$14,602.37
				CDAA	\$224.65
				DA OFFICE	\$2,246.52
				GENERAL FUND	\$5,391.64
03-0076		\$11,372.23	6/15/2005		
				CDAA	\$113.72
				DA OFFICE	\$1,137.23
				GENERAL FUND	\$2,729.33
				KERN CO SO	\$7,391.95
03-0078		\$4,667.23	5/23/2005		
				CDAA	\$46.67
				DA OFFICE	\$466.73
				GENERAL FUND	\$1,120.13
				KCSO/CAL-MMET	\$3,033.70



State of California
ASSET FORFEITURE REPORT - 2005

Table 3

Admin Number	Docket Number	Amount Forfeited	Date Disbursed	Recipient	Amount Disbursed
03-0081		\$1,030.23	6/15/2005	CDA DA OFFICE GENERAL FUND KERN CO SO	\$10.30 \$200.01 \$247.25 \$572.67
03-0086		\$1,289.23	5/23/2005	CDA DA OFFICE GENERAL FUND KCSO/CAL-MMET	\$12.89 \$200.01 \$309.41 \$766.92
03-0105	251409-NFT	\$19,760.87	10/28/2005	BPD/KNET CDA DA OFFICE GENERAL FUND	\$12,844.57 \$197.60 \$1,976.09 \$4,742.61
03-0130		\$762.03	5/23/2005	CDA DA OFFICE GENERAL FUND KCSO/CAL-MMET	\$7.62 \$285.77 \$182.88 \$285.76
03-0133	SR03-37931	\$104,999.24	3/29/2005	CDA DA OFFICE GENERAL FUND KERN CO SO	\$1,049.99 \$10,499.93 \$25,199.81 \$68,249.51
03-0137	251802-NFT	\$768.90	3/29/2005	CDA DA OFFICE GENERAL FUND KERN CO SO	\$7.68 \$200.01 \$184.53 \$376.68
03-0142	SR03-41206	\$1,743.51	3/29/2005	CDA DA OFFICE GENERAL FUND KERN CO SO	\$17.43 \$174.36 \$418.44 \$1,133.28
03-0150		\$564.01	5/23/2005	CDA DA OFFICE GENERAL FUND KCSO/CAL-MMET	\$5.64 \$211.50 \$135.37 \$211.50
04-0010	252263-NFT	\$4,168.22	5/3/2005	BPD/KNET CDA DA OFFICE GENERAL FUND	\$2,709.34 \$41.68 \$416.83 \$1,000.37
04-0018	252395-NFT	\$11,627.67	9/29/2005	BAKERSFIELD PD	\$7,557.99



State of California
ASSET FORFEITURE REPORT - 2005

Table 3

Admin Number	Docket Number	Amount Forfeited	Date Disbursed	Recipient	Amount Disbursed
				CDAA	\$116.27
				DA OFFICE	\$1,162.77
				GENERAL FUND	\$2,790.64
04-0024		\$4,481.15	3/29/2005	BAKERSFIELD PD	\$2,912.75
				CDAA	\$44.81
				DA OFFICE	\$448.12
				GENERAL FUND	\$1,075.47
04-0026		\$540.15	5/23/2005	CDAA	\$5.40
				DA OFFICE	\$202.56
				GENERAL FUND	\$129.63
				KCSO/CAL-MMET	\$202.56
04-0031		\$818.70	6/20/2005	BPD/KNET	\$307.02
				CDAA	\$8.18
				DA OFFICE	\$307.02
				GENERAL FUND	\$196.48
04-0036		\$5,299.78	2/17/2005	CDAA	\$52.99
				CHP-BAKERSFIELD	\$3,444.86
				DA OFFICE	\$529.98
				GENERAL FUND	\$1,271.95
04-0041	252589-NFT	\$3,585.87	10/28/2005	BAKERSFIELD PD	\$2,330.82
				CDAA	\$35.86
				DA OFFICE	\$358.59
				GENERAL FUND	\$860.60
04-0042		\$658.81	7/14/2005	CDAA	\$6.58
				DA OFFICE	\$247.06
				GENERAL FUND	\$158.11
				KCSO/CAL-MMET	\$247.06
04-0048		\$8,465.47	10/28/2005	BAKERSFIELD PD	\$5,502.56
				CDAA	\$84.65
				DA OFFICE	\$846.55
				GENERAL FUND	\$2,031.71
04-0060		\$9,821.27	7/14/2005	CDAA	\$98.21
				DA OFFICE	\$982.13
				GENERAL FUND	\$2,357.10
				KCSO/CAL-MMET	\$4,787.87
				SHAFTER PD	\$1,595.96
04-0076		\$3,132.84	6/15/2005	BAKERSFIELD PD	\$2,036.35
				CDAA	\$31.32



State of California
ASSET FORFEITURE REPORT - 2005

Table 3

Admin Number	Docket Number	Amount Forfeited	Date Disbursed	Recipient	Amount Disbursed
				DA OFFICE	\$313.29
				GENERAL FUND	\$751.88
04-0078		\$4,799.00	6/24/2005		
				CDAA	\$47.99
				DA OFFICE	\$479.90
				GENERAL FUND	\$1,151.76
				KCSO/CAL-MMET	\$3,119.35
04-0080		\$483.00	2/17/2005		
				BAKERSFIELD PD	\$181.12
				CDAA	\$4.83
				DA OFFICE	\$181.13
				GENERAL FUND	\$115.92
04-0081		\$3,339.00	5/23/2005		
				CDAA	\$33.39
				DA OFFICE	\$333.90
				GENERAL FUND	\$801.36
				KCSO/CAL-MMET	\$2,170.35
04-0088	253099-NFT	\$28,795.84	5/3/2005		
				BAKERSFIELD PD	\$18,717.30
				CDAA	\$287.95
				DA OFFICE	\$2,879.59
				GENERAL FUND	\$6,911.00
04-0093	253297-NFT	\$527.30	2/17/2005		
				BAKERSFIELD PD	\$197.74
				CDAA	\$5.27
				DA OFFICE	\$197.74
				GENERAL FUND	\$126.55
04-0094		\$684.64	2/17/2005		
				BAKERSFIELD PD	\$256.74
				CDAA	\$6.84
				DA OFFICE	\$256.75
				GENERAL FUND	\$164.31
04-0095		\$740.40	2/17/2005		
				BPD/KNET	\$277.65
				CDAA	\$7.40
				DA OFFICE	\$277.66
				GENERAL FUND	\$177.69
04-0097		\$11,369.69	5/31/2005		
				BPD/KNET	\$7,390.30
				CDAA	\$113.69
				DA OFFICE	\$1,136.97
				GENERAL FUND	\$2,728.73
04-0099		\$3,194.30	2/17/2005		
				BAKERSFIELD PD	\$2,076.29
				CDAA	\$31.94
				DA OFFICE	\$319.44
				GENERAL FUND	\$766.63



State of California
ASSET FORFEITURE REPORT - 2005

Table 3

Admin Number	Docket Number	Amount Forfeited	Date Disbursed	Recipient	Amount Disbursed
04-0100		\$2,412.30	2/17/2005	BAKERSFIELD PD	\$1,567.99
				CDAA	\$24.12
				DA OFFICE	\$241.24
				GENERAL FUND	\$578.95
04-0108		\$527.16	2/17/2005	BAKERSFIELD PD	\$197.69
				CDAA	\$5.27
				DA OFFICE	\$197.69
				GENERAL FUND	\$126.51
04-0109		\$1,938.53	2/17/2005	BAKERSFIELD PD	\$1,260.05
				CDAA	\$19.38
				DA OFFICE	\$193.86
				GENERAL FUND	\$465.24
04-0111		\$2,785.53	2/17/2005	BPD/KNET	\$1,810.60
				CDAA	\$27.85
				DA OFFICE	\$278.56
				GENERAL FUND	\$668.52
04-0112		\$3,183.53	7/14/2005	CDAA	\$31.83
				DA OFFICE	\$318.36
				GENERAL FUND	\$764.04
				KCSO/CAL-MMET	\$2,069.30
04-0113		\$4,915.75	2/17/2005	BPD/KNET	\$3,195.24
				CDAA	\$49.15
				DA OFFICE	\$491.58
				GENERAL FUND	\$1,179.78
04-0114		\$4,698.53	2/17/2005	BAKERSFIELD PD	\$3,054.05
				CDAA	\$46.98
				DA OFFICE	\$469.86
				GENERAL FUND	\$1,127.64
04-0115		\$1,514.53	2/17/2005	BAKERSFIELD PD	\$935.90
				CDAA	\$15.14
				DA OFFICE	\$200.01
				GENERAL FUND	\$363.48
04-0117		\$16,374.53	2/17/2005	BAKERSFIELD PD	\$10,643.45
				CDAA	\$163.74
				DA OFFICE	\$1,637.46
				GENERAL FUND	\$3,929.88
04-0119		\$1,117.75	4/26/2005	CDAA	\$11.17



State of California
ASSET FORFEITURE REPORT - 2005

Table 3

Admin Number	Docket Number	Amount Forfeited	Date Disbursed	Recipient	Amount Disbursed
				DA OFFICE	\$200.01
				GENERAL FUND	\$268.26
				KCSO/CAL-MMET	\$638.31
04-0120		\$749.75	1/26/2005		
				CDA A	\$7.49
				DA OFFICE	\$281.16
				GENERAL FUND	\$179.94
				KERN CO SO	\$281.16
04-0121	253526-NFT	\$671.93	6/24/2005		
				CDA A	\$6.71
				DA OFFICE	\$251.98
				GENERAL FUND	\$161.26
				KCSO/CAL-MMET	\$251.98
04-0122		\$630.93	2/17/2005		
				BAKERSFIELD PD	\$236.60
				CDA A	\$6.30
				DA OFFICE	\$236.60
				GENERAL FUND	\$151.43
04-0124		\$119.75	3/29/2005		
				BAKERSFIELD PD	\$44.91
				CDA A	\$1.19
				DA OFFICE	\$44.91
				GENERAL FUND	\$28.74
04-0125	253518-NFT	\$42,445.95	6/20/2005		
				BAKERSFIELD PD	\$27,589.87
				CDA A	\$424.45
				DA OFFICE	\$4,244.60
				GENERAL FUND	\$10,187.03
04-0127		\$1,052.87	2/17/2005		
				BAKERSFIELD PD	\$589.66
				CDA A	\$10.52
				DA OFFICE	\$200.01
				GENERAL FUND	\$252.68
04-0128		\$1,932.87	2/17/2005		
				BPD/KNET	\$1,249.66
				CDA A	\$19.32
				DA OFFICE	\$200.01
				GENERAL FUND	\$463.88
04-0129		\$2,439.93	5/3/2005		
				BAKERSFIELD PD	\$1,585.96
				CDA A	\$24.39
				DA OFFICE	\$244.00
				GENERAL FUND	\$585.58
04-0133		\$6,498.87	2/17/2005		
				BAKERSFIELD PD	\$4,224.27
				CDA A	\$64.98
				DA OFFICE	\$649.89



State of California
ASSET FORFEITURE REPORT - 2005

Table 3

Admin Number	Docket Number	Amount Forfeited	Date Disbursed	Recipient	Amount Disbursed
04-0134		\$4,927.87	2/17/2005	GENERAL FUND	\$1,559.73
				BPD/KNET	\$3,203.12
				CDAA	\$49.27
				DA OFFICE	\$492.79
04-0135		\$491.38	6/20/2005	GENERAL FUND	\$1,182.69
				BAKERSFIELD PD	\$184.27
				CDAA	\$4.91
				DA OFFICE	\$184.27
04-0136	253711-NFT	\$1,062.87	5/23/2005	GENERAL FUND	\$117.93
				CDAA	\$10.62
				DA OFFICE	\$200.01
				GENERAL FUND	\$255.08
				KCSO/CAL-MMET	\$597.16
04-0137	253815-NFT	\$13,752.37	10/28/2005	BPD/KNET	\$8,939.04
				CDAA	\$137.52
				DA OFFICE	\$1,375.24
				GENERAL FUND	\$3,300.57
04-0138	253773-NFT	\$15,409.70	5/3/2005	BAKERSFIELD PD	\$10,016.31
				CDAA	\$154.09
				DA OFFICE	\$1,540.98
				GENERAL FUND	\$3,698.32
04-0139		\$1,846.87	5/3/2005	BAKERSFIELD PD	\$1,185.16
				CDAA	\$18.46
				DA OFFICE	\$200.01
				GENERAL FUND	\$443.24
04-0140		\$4,486.87	5/3/2005	BAKERSFIELD PD	\$2,916.47
				CDAA	\$44.86
				DA OFFICE	\$448.69
				GENERAL FUND	\$1,076.85
04-0141		\$1,614.70	5/3/2005	BAKERSFIELD PD	\$1,011.03
				CDAA	\$16.14
				DA OFFICE	\$200.01
				GENERAL FUND	\$387.52
04-0145		\$2,143.19	5/3/2005	BPD/KNET	\$1,393.08
				CDAA	\$21.43
				DA OFFICE	\$214.32
				GENERAL FUND	\$514.36



State of California
ASSET FORFEITURE REPORT - 2005

Table 3

Admin Number	Docket Number	Amount Forfeited	Date Disbursed	Recipient	Amount Disbursed
04-0152		\$1,314.12	9/29/2005	BAKERSFIELD PD	\$785.59
				CDA A	\$13.14
				DA OFFICE	\$200.01
				GENERAL FUND	\$315.38
04-0155		\$654.12	5/23/2005	BAKERSFIELD PD	\$245.30
				CDA A	\$6.54
				DA OFFICE	\$245.30
				GENERAL FUND	\$156.98
04-0156		\$2,995.38	4/26/2005	CDA A	\$29.95
				DA OFFICE	\$299.54
				DELANO PD	\$1,947.00
				GENERAL FUND	\$718.89
04-0157		\$811.04	1/26/2005	CDA A	\$8.11
				DA OFFICE	\$200.01
				DELANO PD	\$408.28
				GENERAL FUND	\$194.64
04-0160		\$3,080.19	3/29/2005	CDA A	\$30.80
				DA OFFICE	\$308.02
				GENERAL FUND	\$739.24
				KERN CO SO	\$2,002.13
04-0161		\$2,348.19	1/6/2005	CDA A	\$23.48
				DA OFFICE	\$234.82
				GENERAL FUND	\$563.56
				KCSO/CAL-MMET	\$1,526.33
04-0162		\$4,490.12	5/23/2005	BAKERSFIELD PD	\$2,918.58
				CDA A	\$44.90
				DA OFFICE	\$449.02
				GENERAL FUND	\$1,077.62
04-0163		\$1,485.19	1/6/2005	CDA A	\$14.85
				DA OFFICE	\$200.01
				GENERAL FUND	\$356.44
				KCSO/CAL-MMET	\$913.89
04-0164		\$940.12	5/23/2005	BAKERSFIELD PD	\$505.09
				CDA A	\$9.40
				DA OFFICE	\$200.01
				GENERAL FUND	\$225.62
04-0165		\$699.12	5/23/2005	BPD/KNET	\$262.17



State of California
ASSET FORFEITURE REPORT - 2005

Table 3

Admin Number	Docket Number	Amount Forfeited	Date Disbursed	Recipient	Amount Disbursed
				CDAA	\$6.99
				DA OFFICE	\$262.18
				GENERAL FUND	\$167.78
04-0166		\$3,139.12	6/8/2005		
				BPD/KNET	\$2,040.43
				CDAA	\$31.39
				DA OFFICE	\$313.92
				GENERAL FUND	\$753.38
04-0168	254030-NFT	\$18,129.66	7/14/2005		
				CDAA	\$181.29
				DA OFFICE	\$1,812.97
				GENERAL FUND	\$4,351.12
				KCSO/CAL-MMET	\$11,784.28
04-0178		\$2,729.22	7/14/2005		
				CDAA	\$27.29
				DA OFFICE	\$272.93
				GENERAL FUND	\$655.01
				KCSO/CAL-MMET	\$1,773.99
04-0182		\$1,481.61	6/8/2005		
				BAKERSFIELD PD	\$911.21
				CDAA	\$14.81
				DA OFFICE	\$200.01
				GENERAL FUND	\$355.58
04-0183		\$1,757.19	6/15/2005		
				CDAA	\$17.57
				DA OFFICE	\$200.01
				GENERAL FUND	\$421.72
				KERN CO SO	\$1,117.89
04-0186		\$5,981.61	6/8/2005		
				BPD/KNET	\$3,888.05
				CDAA	\$59.81
				DA OFFICE	\$598.17
				GENERAL FUND	\$1,435.58
04-0188		\$1,222.38	6/8/2005		
				BAKERSFIELD PD	\$716.78
				CDAA	\$12.22
				DA OFFICE	\$200.01
				GENERAL FUND	\$293.37
04-0189		\$2,269.09	7/14/2005		
				CDAA	\$22.69
				DA OFFICE	\$226.91
				GENERAL FUND	\$544.58
				KCSO/CAL-MMET	\$1,474.91
04-0190		\$789.35	4/26/2005		
				CDAA	\$7.89
				DA OFFICE	\$296.01
				GENERAL FUND	\$189.44



State of California
ASSET FORFEITURE REPORT - 2005

Table 3

Admin Number	Docket Number	Amount Forfeited	Date Disbursed	Recipient	Amount Disbursed
04-0191	254628-NFT	\$1,887.35	9/29/2005	KERN CO SO	\$296.01
				CDA	\$18.87
				DA OFFICE	\$200.01
				DELANO PD	\$1,215.51
				GENERAL FUND	\$452.96
04-0193		\$767.35	6/8/2005	BPD/KNET	\$287.76
				CDA	\$7.67
				DA OFFICE	\$287.76
				GENERAL FUND	\$184.16
05-0001		\$676.61	6/8/2005	BAKERSFIELD PD	\$253.73
				CDA	\$6.76
				DA OFFICE	\$253.73
				GENERAL FUND	\$162.39
05-0003		\$751.86	6/20/2005	BAKERSFIELD PD	\$281.95
				CDA	\$7.51
				DA OFFICE	\$281.95
				GENERAL FUND	\$180.45
05-0004		\$390.86	6/20/2005	BPD/KNET	\$146.58
				CDA	\$3.90
				DA OFFICE	\$146.58
				GENERAL FUND	\$93.80
05-0005	254722-NFT	\$3,928.43	6/20/2005	BPD/KNET	\$2,553.48
				CDA	\$39.28
				DA OFFICE	\$392.85
				GENERAL FUND	\$942.82
05-0006		\$2,789.86	6/20/2005	BAKERSFIELD PD	\$1,813.41
				CDA	\$27.89
				DA OFFICE	\$278.99
				GENERAL FUND	\$669.57
05-0007		\$431.86	4/26/2005	CDA	\$4.31
				DA OFFICE	\$161.95
				GENERAL FUND	\$103.65
				KCSO/CAL-MMET	\$161.95
05-0008		\$760.43	6/20/2005	BAKERSFIELD PD	\$285.16
				CDA	\$7.60
				DA OFFICE	\$285.16
				GENERAL FUND	\$182.51



State of California
ASSET FORFEITURE REPORT - 2005

Table 3

Admin Number	Docket Number	Amount Forfeited	Date Disbursed	Recipient	Amount Disbursed
05-0009		\$2,703.43	6/20/2005	BAKERSFIELD PD	\$1,757.23
				CDAA	\$27.03
				DA OFFICE	\$270.35
				GENERAL FUND	\$648.82
05-0010		\$2,535.09	6/20/2005	BPD/KNET	\$1,647.81
				CDAA	\$25.35
				DA OFFICE	\$253.51
				GENERAL FUND	\$608.42
05-0011		\$1,349.46	9/29/2005	BPD/KNET	\$812.09
				CDAA	\$13.49
				DA OFFICE	\$200.01
				GENERAL FUND	\$323.87
05-0012		\$2,046.46	4/26/2005	CDAA	\$20.46
				DA OFFICE	\$204.65
				GENERAL FUND	\$491.15
				KCSO/CAL-MMET	\$1,330.20
05-0013		\$989.09	6/20/2005	BAKERSFIELD PD	\$541.81
				CDAA	\$9.89
				DA OFFICE	\$200.01
				GENERAL FUND	\$237.38
05-0014		\$467.46	4/26/2005	CDAA	\$4.67
				DA OFFICE	\$175.30
				GENERAL FUND	\$112.19
				KCSO/CAL-MMET	\$175.30
05-0015		\$2,708.46	9/29/2005	BPD/KNET	\$1,760.50
				CDAA	\$27.08
				DA OFFICE	\$270.85
				GENERAL FUND	\$650.03
05-0016		\$7,078.46	6/24/2005	CDAA	\$70.78
				DA OFFICE	\$707.85
				GENERAL FUND	\$1,698.83
				KCSO/CAL-MMET	\$4,601.00
05-0017		\$1,686.09	6/20/2005	BAKERSFIELD PD	\$1,064.56
				CDAA	\$16.86
				DA OFFICE	\$200.01
				GENERAL FUND	\$404.66
05-0018		\$558.46	6/20/2005	BAKERSFIELD PD	\$209.42



State of California
ASSET FORFEITURE REPORT - 2005

Table 3

Admin Number	Docket Number	Amount Forfeited	Date Disbursed	Recipient	Amount Disbursed
				CDA A	\$5.58
				DA OFFICE	\$209.42
				GENERAL FUND	\$134.04
05-0019		\$808.77	9/29/2005		
				BPD/KNET	\$303.29
				CDA A	\$8.09
				DA OFFICE	\$303.29
				GENERAL FUND	\$194.10
05-0022		\$1,680.35	9/29/2005		
				BAKERSFIELD PD	\$1,060.26
				CDA A	\$16.80
				DA OFFICE	\$200.01
				GENERAL FUND	\$403.28
05-0025		\$752.09	6/20/2005		
				BAKERSFIELD PD	\$282.03
				CDA A	\$7.52
				DA OFFICE	\$282.03
				GENERAL FUND	\$180.51
05-0026		\$506.79	9/29/2005		
				BPD/KNET	\$190.05
				CDA A	\$5.07
				DA OFFICE	\$190.05
				GENERAL FUND	\$121.62
05-0027		\$1,572.78	6/24/2005		
				CDA A	\$15.72
				DA OFFICE	\$200.01
				GENERAL FUND	\$377.46
				KERN CO SO	\$979.59
05-0028		\$425.35	7/14/2005		
				CDA A	\$4.25
				DA OFFICE	\$159.51
				GENERAL FUND	\$102.08
				KCSO/CAL-MMET	\$159.51
05-0029		\$522.79	6/24/2005		
				CDA A	\$5.22
				DA OFFICE	\$196.05
				GENERAL FUND	\$125.47
				KCSO/CAL-MMET	\$196.05
05-0030		\$1,178.25	6/15/2005		
				CDA A	\$11.78
				DA OFFICE	\$200.01
				DELANO PD	\$683.68
				GENERAL FUND	\$282.78
05-0031		\$1,163.35	7/14/2005		
				CDA A	\$11.63
				DA OFFICE	\$200.01
				GENERAL FUND	\$279.20



State of California
ASSET FORFEITURE REPORT - 2005

Table 3

Admin Number	Docket Number	Amount Forfeited	Date Disbursed	Recipient	Amount Disbursed
05-0032		\$482.90	11/29/2005	KCSO/CAL-MMET	\$672.51
				CDA	\$4.83
				DA OFFICE	\$181.09
				GENERAL FUND	\$115.89
				KCSO/CAL-MMET	\$181.09
05-0034		\$2,136.90	7/14/2005		
				CDA	\$21.36
				DA OFFICE	\$213.70
				GENERAL FUND	\$512.85
				KCSO/CAL-MMET	\$1,388.99
05-0040		\$1,347.55	9/1/2005		
				CDA	\$13.47
				DA OFFICE	\$200.01
				GENERAL FUND	\$323.41
				KERN CO SO	\$810.66
05-0041		\$525.15	9/1/2005		
				CDA	\$5.25
				DA OFFICE	\$196.94
				GENERAL FUND	\$126.03
				KERN CO SO	\$196.93
05-0043		\$4,879.12	9/29/2005		
				BPD/KNET	\$3,171.43
				CDA	\$48.79
				DA OFFICE	\$487.92
				GENERAL FUND	\$1,170.98
05-0044		\$999.90	9/29/2005		
				BAKERSFIELD PD	\$549.93
				CDA	\$9.99
				DA OFFICE	\$200.01
				GENERAL FUND	\$239.97
05-0045		\$1,353.90	9/29/2005		
				BAKERSFIELD PD	\$815.43
				CDA	\$13.53
				DA OFFICE	\$200.01
				GENERAL FUND	\$324.93
05-0047		\$170,734.70	11/29/2005		
				CDA	\$1,707.34
				DA OFFICE	\$17,073.48
				GENERAL FUND	\$40,976.32
				SAN BERNARDINO CO SO	\$110,977.56
05-0049		\$1,075.93	7/13/2005		
				CDA	\$10.75
				DA OFFICE	\$200.01
				GENERAL FUND	\$258.22
				KCSO/CAL-MMET	\$606.95



State of California
ASSET FORFEITURE REPORT - 2005

Table 3

Admin Number	Docket Number	Amount Forfeited	Date Disbursed	Recipient	Amount Disbursed
05-0050		\$472.94	7/13/2005	CDA DA OFFICE GENERAL FUND KCSO/CAL-MMET	\$4.72 \$177.36 \$113.50 \$177.36
05-0051		\$2,423.26	7/13/2005	CDA DA OFFICE GENERAL FUND KCSO/CAL-MMET	\$24.23 \$242.33 \$581.58 \$1,575.12
05-0053		\$13,502.26	9/29/2005	BAKERSFIELD PD CDA DA OFFICE GENERAL FUND	\$8,776.47 \$135.02 \$1,350.23 \$3,240.54
05-0054		\$3,132.14	9/1/2005	CDA DA OFFICE GENERAL FUND KERN CO SO	\$31.32 \$313.22 \$751.71 \$2,035.89
05-0055	255375-NFT	\$3,937.12	9/29/2005	BAKERSFIELD PD CDA DA OFFICE GENERAL FUND	\$2,559.13 \$39.37 \$393.72 \$944.90
05-0056		\$1,828.27	9/29/2005	BAKERSFIELD PD CDA DA OFFICE GENERAL FUND	\$1,171.20 \$18.28 \$200.01 \$438.78
05-0058		\$3,443.36	9/29/2005	CDA DA OFFICE GENERAL FUND RIDGECREST PD	\$34.43 \$344.34 \$826.40 \$2,238.19
05-0060		\$3,369.27	7/13/2005	CDA DA OFFICE GENERAL FUND KCSO/CAL-MMET	\$33.69 \$336.93 \$808.62 \$2,190.03
05-0061		\$3,948.27	9/29/2005	BAKERSFIELD PD CDA DA OFFICE GENERAL FUND	\$2,566.38 \$39.48 \$394.83 \$947.58
05-0063		\$2,448.11	11/29/2005	CDA	\$24.48



State of California
ASSET FORFEITURE REPORT - 2005

Table 3

Admin Number	Docket Number	Amount Forfeited	Date Disbursed	Recipient	Amount Disbursed
				DA OFFICE	\$244.82
				GENERAL FUND	\$587.54
				KCSO/CAL-MMET	\$1,591.27
05-0067		\$761.37	9/1/2005		
				CDA A	\$7.61
				CHP-BUTTONWILLOW	\$71.38
				DA OFFICE	\$285.52
				GENERAL FUND	\$182.72
				KERN CO SO	\$214.14
05-0068		\$1,990.37	9/1/2005		
				CDA A	\$19.90
				DA OFFICE	\$199.04
				GENERAL FUND	\$477.68
				KCSO/CAL-MMET	\$1,293.75
05-0074		\$760.16	9/1/2005		
				CDA A	\$7.60
				DA OFFICE	\$285.07
				GENERAL FUND	\$182.43
				KERN CO SO	\$285.06
05-0077		\$5,845.20	9/29/2005		
				BAKERSFIELD PD	\$3,799.38
				CDA A	\$58.45
				DA OFFICE	\$584.53
				GENERAL FUND	\$1,402.84
05-0079		\$928.30	10/28/2005		
				BPD/KNET	\$496.23
				CDA A	\$9.28
				DA OFFICE	\$200.00
				GENERAL FUND	\$222.79
05-0080		\$648.20	9/29/2005		
				BAKERSFIELD PD	\$243.08
				CDA A	\$6.48
				DA OFFICE	\$243.08
				GENERAL FUND	\$155.56
05-0089		\$3,881.93	10/28/2005		
				BPD/KNET	\$2,523.26
				CDA A	\$38.81
				DA OFFICE	\$388.20
				GENERAL FUND	\$931.66

KERN

\$851,291.89



State of California
ASSET FORFEITURE REPORT - 2005

Table 3

Admin Number	Docket Number	Amount Forfeited	Date Disbursed	Recipient	Amount Disbursed
KINGS					
AF 04-0002B	04C0436	\$5,280.76	5/25/2005	15% - 11489	\$514.87
				CDA	\$52.81
				DA OFFICE	\$528.08
				GENERAL FUND	\$1,267.38
				KINGS CO SO	\$1,458.81
				TF KINGS CO NTF-KCNTF	\$1,458.81
AF 04-0004		\$2,118.94	3/23/2005	15% - 11489	\$206.60
				CDA	\$21.18
				DA OFFICE	\$211.89
				GENERAL FUND	\$508.55
				TF HIDTA	\$585.36
				TF KINGS CO NTF-KCNTF	\$585.36
AF 04-4334		\$1,233.48	2/15/2005	15% - 11489	\$120.26
				CDA	\$12.33
				DA OFFICE	\$123.35
				GENERAL FUND	\$296.04
				KINGS CO SO	\$340.75
				TF KINGS CO NTF-KCNTF	\$340.75
AF 04-4718A		\$1,964.43	3/23/2005	15% - 11489	\$191.53
				CDA	\$19.64
				DA OFFICE	\$196.44
				GENERAL FUND	\$471.46
				HANFORD PD	\$542.68
				TF KINGS CO NTF-KCNTF	\$542.68
AF 04-4718B		\$3,077.74	7/18/2005	15% - 11489	\$300.08
				CDA	\$30.77
				DA OFFICE	\$307.77
				GENERAL FUND	\$738.66
				HANFORD PD	\$850.23
				TF KINGS CO NTF-KCNTF	\$850.23
AF 04-4917	04C0444	\$907.41	2/15/2005	15% - 11489	\$88.47
				CDA	\$9.08
				DA OFFICE	\$90.74
				GENERAL FUND	\$217.78
				TF KINGS CO GANG TF	\$250.67
				TF KINGS CO NTF-KCNTF	\$250.67
AF 04-5054		\$668.48	2/15/2005	15% - 11489	\$65.18
				CDA	\$6.67
				CORCORAN PD	\$184.67



State of California
ASSET FORFEITURE REPORT - 2005

Table 3

Admin Number	Docket Number	Amount Forfeited	Date Disbursed	Recipient	Amount Disbursed
				DA OFFICE	\$66.85
				GENERAL FUND	\$160.44
				TF KINGS CO NTF-KCNTF	\$184.67
AF 04-6584		\$2,491.00	7/29/2005	15% - 11489	\$242.88
				CDA A	\$24.90
				CHP-COALINGA	\$550.52
				DA OFFICE	\$799.62
				GENERAL FUND	\$597.84
				TF KINGS CO NTF-KCNTF	\$275.24
AF 04-6727		\$1,290.99	3/23/2005	15% - 11489	\$125.87
				CDA A	\$12.91
				DA OFFICE	\$129.10
				GENERAL FUND	\$309.84
				TF KINGS CO NTF-KCNTF	\$713.27
AF 04-7101		\$899.23	3/23/2005	15% - 11489	\$87.67
				CDA A	\$9.00
				DA OFFICE	\$89.92
				GENERAL FUND	\$215.82
				HANFORD PD	\$248.41
				TF KINGS CO NTF-KCNTF	\$248.41
AF 05-0418		\$2,115.96	8/4/2005	15% - 11489	\$206.31
				CDA A	\$21.15
				DA OFFICE	\$211.60
				GENERAL FUND	\$507.83
				TF KINGS CO NTF-KCNTF	\$1,169.07
AF 05-0505		\$673.25	3/23/2005	15% - 11489	\$65.64
				CDA A	\$6.73
				DA OFFICE	\$67.33
				GENERAL FUND	\$161.58
				TF KINGS CO NTF-KCNTF	\$371.97
AF 05-0634		\$4,520.83	8/11/2005	15% - 11489	\$440.78
				CDA A	\$45.21
				CORCORAN PD	\$1,248.88
				DA OFFICE	\$452.08
				GENERAL FUND	\$1,085.00
				TF KINGS CO NTF-KCNTF	\$1,248.88
AF 05-1241		\$808.69	7/18/2005	CDA A	\$0.00
				DA OFFICE	\$0.00
				GENERAL FUND	\$0.00
				KINGS CO PROBATION	\$808.69



State of California
ASSET FORFEITURE REPORT - 2005

Table 3

Admin Number	Docket Number	Amount Forfeited	Date Disbursed	Recipient	Amount Disbursed
AF 05-3614		\$1,805.95	9/27/2005	15% - 11489	\$176.08
				CDA	\$18.06
				DA OFFICE	\$180.59
				GENERAL FUND	\$433.43
				TF KINGS CO NTF-KCNTF	\$997.79
AF 05-4752		\$3,474.53	9/27/2005	15% - 11489	\$338.77
				CDA	\$34.74
				DA OFFICE	\$347.45
				GENERAL FUND	\$833.89
				TF KINGS CO NTF-KCNTF	\$1,919.68
KINGS					\$33,331.67



State of California
ASSET FORFEITURE REPORT - 2005

Table 3

Admin Number	Docket Number	Amount Forfeited	Date Disbursed	Recipient	Amount Disbursed
LAKE					
31977	CF032597	\$1,518.09	3/22/2005	15% - 11489	\$148.01
				CDAA	\$15.18
				DA OFFICE	\$151.81
				GENERAL FUND	\$364.34
				TF LAKE CO NTF-LCNTF	\$838.75
31978		\$4,356.61	3/22/2005	15% - 11489	\$424.77
				CDAA	\$43.56
				DA OFFICE	\$435.66
				GENERAL FUND	\$1,045.59
				TF LAKE CO NTF-LCNTF	\$2,407.03
32499		\$2,763.00	3/22/2005	15% - 11489	\$269.39
				CDAA	\$27.63
				DA OFFICE	\$276.30
				GENERAL FUND	\$663.12
				TF LAKE CO NTF-LCNTF	\$1,526.56
32500	CR034671	\$3,152.63	3/22/2005	15% - 11489	\$307.38
				CDAA	\$31.53
				DA OFFICE	\$315.26
				GENERAL FUND	\$756.63
				TF LAKE CO NTF-LCNTF	\$1,741.83
33960	CR033726	\$2,201.16	3/22/2005	15% - 11489	\$214.61
				CDAA	\$22.01
				DA OFFICE	\$220.11
				GENERAL FUND	\$528.28
				TF LAKE CO NTF-LCNTF	\$1,216.15
33961	033943-A	\$2,620.72	3/22/2005	15% - 11489	\$255.52
				CDAA	\$26.21
				DA OFFICE	\$262.07
				GENERAL FUND	\$628.97
				TF LAKE CO NTF-LCNTF	\$1,447.95
LAKE					\$16,612.21



State of California
ASSET FORFEITURE REPORT - 2005

Table 3

Admin Number	Docket Number	Amount Forfeited	Date Disbursed	Recipient	Amount Disbursed
LASSEN					
No. 04-06	JC40471	\$10,626.00	10/4/2005	CDA A	\$106.26
				CHP	\$1,726.73
				DA OFFICE	\$1,062.60
				GENERAL FUND	\$2,550.24
				TF LASSEN CO NTF	\$5,180.17
No. 04-07	None	\$742.90	9/2/2005	CDA A	\$7.42
				DA OFFICE	\$74.29
				GENERAL FUND	\$178.30
				GENERAL FUND	\$482.89
No. 04-08	None	\$501.90	9/2/2005	CDA A	\$5.01
				DA OFFICE	\$50.19
				GENERAL FUND	\$120.46
				TF LASSEN CO NTF	\$326.24
LASSEN					\$11,870.80



State of California
ASSET FORFEITURE REPORT - 2005

Table 3

Admin Number	Docket Number	Amount Forfeited	Date Disbursed	Recipient	Amount Disbursed
LOS ANGELES					
02-0359	BA235387	\$1,684.73	4/14/2005	CDA DA OFFICE GENERAL FUND LOS ANGELES PD	\$16.84 \$168.49 \$404.33 \$1,095.07
02-0404	GA050836	\$600.14	3/10/2005	CDA DA OFFICE GENERAL FUND GLENDALE PD	\$6.00 \$60.02 \$144.03 \$390.09
03-0029		\$485.10	3/16/2005	CDA DA OFFICE GENERAL FUND LOS ANGELES PD	\$4.85 \$48.52 \$116.42 \$315.31
03-0064		\$19,001.06	4/28/2005	CA DOJ-BNE LOS ANGELES CDA DA OFFICE GENERAL FUND	\$12,350.68 \$190.01 \$1,900.12 \$4,560.25
03-0125	GA052271	\$4,216.97	9/27/2005	CDA DA OFFICE GENERAL FUND PASADENA PD	\$42.17 \$421.70 \$1,012.07 \$2,741.03
03-0190	PA044024	\$240.91	1/7/2005	CDA DA OFFICE GENERAL FUND LOS ANGELES PD	\$2.41 \$24.08 \$57.82 \$156.60
03-0288	PA044401	\$2,649.17	8/1/2005	CDA DA OFFICE GENERAL FUND LOS ANGELES PD	\$26.50 \$264.91 \$635.80 \$1,721.96
03-0350	SA048942	\$1,514.02	9/19/2005	CDA DA OFFICE GENERAL FUND LOS ANGELES CO SO	\$15.15 \$151.40 \$363.36 \$984.11
03-0361	GA053596	\$6,187.87	1/27/2005	CDA DA OFFICE GENERAL FUND GLENDALE PD	\$61.88 \$618.79 \$1,485.09 \$4,022.11



State of California
ASSET FORFEITURE REPORT - 2005

Table 3

Admin Number	Docket Number	Amount Forfeited	Date Disbursed	Recipient	Amount Disbursed
03-0369	ka061571	\$11,811.57	9/30/2005	CDA DA OFFICE EL MONTE PD GENERAL FUND	\$118.12 \$1,181.15 \$7,677.52 \$2,834.78
03-0445		\$1,773.02	4/12/2005	CDA CHP-SOUTHERN DIV DA OFFICE GENERAL FUND	\$17.73 \$1,152.46 \$177.31 \$425.52
03-0449		\$12,396.22	5/19/2005	CDA CHP-SOUTHERN DIV DA OFFICE GENERAL FUND	\$123.96 \$8,057.54 \$1,239.63 \$2,975.09
03-0451		\$17,657.90	1/27/2005	CDA COVINA PD DA OFFICE GENERAL FUND	\$176.58 \$11,477.63 \$1,765.79 \$4,237.90
03-0474	BS084925	\$36,832.43	1/27/2005	CDA DA OFFICE GENERAL FUND LOS ANGELES PD	\$368.32 \$3,683.24 \$8,839.78 \$23,941.09
03-0485	PA044940	\$1,436.02	4/14/2005	CDA DA OFFICE GENERAL FUND LOS ANGELES PD	\$14.36 \$143.61 \$344.64 \$933.41
03-0494	BA250983	\$1,023.53	12/6/2005	CDA DA OFFICE GENERAL FUND LOS ANGELES PD	\$10.24 \$102.35 \$245.64 \$665.30
03-0519		\$12,380.76	1/27/2005	CDA CULVER CITY PD DA OFFICE GENERAL FUND	\$123.81 \$8,047.49 \$1,238.08 \$2,971.38
03-0526	GA054493	\$1,138.61	1/27/2005	CDA DA OFFICE GENERAL FUND GLENDALE PD	\$11.39 \$113.85 \$273.27 \$740.10
03-0557	LA043887	\$1,741.09	10/11/2005	CDA	\$17.41



State of California
ASSET FORFEITURE REPORT - 2005

Table 3

Admin Number	Docket Number	Amount Forfeited	Date Disbursed	Recipient	Amount Disbursed
				DA OFFICE	\$174.11
				GENERAL FUND	\$417.86
				LOS ANGELES PD	\$1,131.71
03-0574		\$6,350.12	1/27/2005		
				CDA A	\$63.50
				DA OFFICE	\$635.01
				GENERAL FUND	\$1,524.03
				GLENDALE PD	\$4,127.58
03-0604		\$6,617.62	1/27/2005		
				CDA A	\$66.18
				DA OFFICE	\$661.76
				GENERAL FUND	\$1,588.23
				LONG BEACH PD	\$4,301.45
03-0606	BA253427	\$4,258.78	12/22/2005		
				CDA A	\$42.59
				DA OFFICE	\$425.88
				GENERAL FUND	\$1,022.11
				LOS ANGELES PD	\$2,768.20
03-0611		\$6,260.54	5/19/2005		
				CDA A	\$62.61
				DA OFFICE	\$626.05
				GENERAL FUND	\$1,502.53
				LONG BEACH PD	\$4,069.35
03-0619	BS092381	\$31,431.91	3/16/2005		
				CDA A	\$314.32
				DA OFFICE	\$3,143.18
				GENERAL FUND	\$7,543.66
				SAN BERNARDINO CO SO	\$20,430.75
03-0620	VA078642	\$2,658.93	11/14/2005		
				CDA A	\$26.59
				DA OFFICE	\$265.90
				DOWNEY PD	\$1,728.30
				GENERAL FUND	\$638.14
03-0637	BA253875	\$467.23	12/22/2005		
				CDA A	\$4.67
				DA OFFICE	\$46.74
				GENERAL FUND	\$112.13
				LOS ANGELES PD	\$303.69
03-0640	SA047583	\$1,551.44	1/27/2005		
				CDA A	\$15.52
				CULVER CITY PD	\$1,008.43
				DA OFFICE	\$155.15
				GENERAL FUND	\$372.34
03-0663	NA058537	\$5,198.05	4/12/2005		
				CDA A	\$51.98
				DA OFFICE	\$519.81
				GENERAL FUND	\$1,247.53



State of California
ASSET FORFEITURE REPORT - 2005

Table 3

Admin Number	Docket Number	Amount Forfeited	Date Disbursed	Recipient	Amount Disbursed
03-0679		\$5,143.35	5/19/2005	LOS ANGELES PD	\$3,378.73
				CDA A	\$51.43
				CHP-SOUTHERN DIV	\$3,343.18
				DA OFFICE	\$514.34
				GENERAL FUND	\$1,234.40
03-0681	BA254836	\$305.22	1/7/2005		
				CDA A	\$3.05
				DA OFFICE	\$30.52
				GENERAL FUND	\$73.25
				LOS ANGELES PD	\$198.40
03-0683	BA230478	\$408.15	3/10/2005		
				CDA A	\$4.08
				DA OFFICE	\$40.82
				GENERAL FUND	\$97.95
				LOS ANGELES PD	\$265.30
03-0689		\$2,146.99	3/10/2005		
				CDA A	\$21.47
				DA OFFICE	\$214.70
				GENERAL FUND	\$515.28
				LOS ANGELES PD	\$1,395.54
03-0698	BS092817	\$57,747.74	3/16/2005		
				CDA A	\$577.48
				DA OFFICE	\$5,774.77
				GENERAL FUND	\$13,859.46
				LOS ANGELES CO SO	\$37,536.03
03-0699	BS087042	\$38,230.68	6/21/2005		
				CDA A	\$382.31
				DA OFFICE	\$3,823.07
				GENERAL FUND	\$9,175.36
				LOS ANGELES CO SO	\$24,849.94
03-0714	GA055258	\$209.35	1/27/2005		
				CDA A	\$2.09
				DA OFFICE	\$20.94
				GENERAL FUND	\$50.24
				GLENDALE PD	\$136.08
03-0732		\$764.93	5/19/2005		
				CDA A	\$7.65
				DA OFFICE	\$76.50
				GENERAL FUND	\$183.58
				LOS ANGELES PD	\$497.20
03-0747		\$7,298.91	2/11/2005		
				CDA A	\$72.99
				CHP-SOUTHERN DIV	\$4,744.29
				DA OFFICE	\$729.89
				GENERAL FUND	\$1,751.74



State of California
ASSET FORFEITURE REPORT - 2005

Table 3

Admin Number	Docket Number	Amount Forfeited	Date Disbursed	Recipient	Amount Disbursed
03-0755		\$5,905.15	1/27/2005	CDA DA OFFICE GENERAL FUND LOS ANGELES PD	\$59.05 \$590.52 \$1,417.23 \$3,838.35
03-0757		\$1,657.45	4/12/2005	CDA DA OFFICE GENERAL FUND LONG BEACH PD	\$16.58 \$165.74 \$397.78 \$1,077.35
03-0759	NA059176	\$2,032.92	3/10/2005	CDA DA OFFICE GENERAL FUND LONG BEACH PD	\$20.33 \$203.30 \$487.90 \$1,321.39
03-0768	SA050585	\$268.19	4/12/2005	CDA CULVER CITY PD DA OFFICE GENERAL FUND	\$2.68 \$174.32 \$26.83 \$64.36
03-0771	VA079744	\$9,896.91	5/20/2005	CDA DA OFFICE GENERAL FUND WHITTIER PD	\$98.97 \$989.69 \$2,375.26 \$6,432.99
03-0793	NA059343	\$15,841.11	1/7/2005	CDA DA OFFICE GENERAL FUND LONG BEACH PD	\$158.41 \$1,584.12 \$3,801.86 \$10,296.72
03-0810		\$354.30	7/28/2005	CDA DA OFFICE GENERAL FUND LOS ANGELES PD	\$3.54 \$35.44 \$85.03 \$230.29
03-0813	BA257374	\$2,412.75	5/20/2005	CDA DA OFFICE GENERAL FUND LOS ANGELES PD	\$24.13 \$241.28 \$579.06 \$1,568.28
03-0820		\$2,587.22	10/21/2005	BURBANK PD CDA DA OFFICE GENERAL FUND	\$1,681.70 \$25.88 \$258.71 \$620.93
03-0830	BS091633	\$44,727.63	2/11/2005	CDA	\$447.28



State of California
ASSET FORFEITURE REPORT - 2005

Table 3

Admin Number	Docket Number	Amount Forfeited	Date Disbursed	Recipient	Amount Disbursed
				DA OFFICE	\$4,472.76
				GENERAL FUND	\$10,734.63
				LOS ANGELES CO SO	\$29,072.96
04-0015	BS092818	\$80,188.61	6/30/2005		
				CDA A	\$801.89
				DA OFFICE	\$8,018.86
				GENERAL FUND	\$19,245.27
				LOS ANGELES PD	\$52,122.59
04-0023		\$1,738.21	5/19/2005		
				CDA A	\$17.39
				DA OFFICE	\$173.81
				GENERAL FUND	\$417.17
				TF SANTA BARBARA-	\$1,129.84
04-0024	BA259003	\$17,358.45	4/14/2005		
				CDA A	\$173.59
				DA OFFICE	\$1,735.84
				GENERAL FUND	\$4,166.03
				LOS ANGELES PD	\$11,282.99
04-0028		\$1,674.37	3/10/2005		
				CDA A	\$16.75
				DA OFFICE	\$167.42
				GENERAL FUND	\$401.85
				HAWTHORNE PD	\$1,088.35
04-0029		\$14,540.72	8/1/2005		
				CDA A	\$145.41
				DA OFFICE	\$1,454.08
				GENERAL FUND	\$3,489.77
				HAWTHORNE PD	\$9,451.46
04-0031	BA257968	\$10,562.93	8/19/2005		
				CDA A	\$105.63
				DA OFFICE	\$1,056.30
				GENERAL FUND	\$2,535.10
				LOS ANGELES PD	\$6,865.90
04-0032	LA044884	\$20,624.08	3/10/2005		
				CDA A	\$206.24
				DA OFFICE	\$2,062.41
				GENERAL FUND	\$4,949.78
				LOS ANGELES PD	\$13,405.65
04-0034		\$2,374.43	4/12/2005		
				CDA A	\$23.75
				DA OFFICE	\$237.44
				GENERAL FUND	\$569.86
				LOS ANGELES PD	\$1,543.38
04-0046	BS092815	\$41,650.34	1/27/2005		
				CDA A	\$416.50
				DA OFFICE	\$4,165.04
				GENERAL FUND	\$9,996.08



State of California
ASSET FORFEITURE REPORT - 2005

Table 3

Admin Number	Docket Number	Amount Forfeited	Date Disbursed	Recipient	Amount Disbursed
04-0052		\$1,001.91	6/30/2005	LOS ANGELES PD	\$27,072.72
				BURBANK PD	\$651.24
				CDAA	\$10.02
				DA OFFICE	\$100.19
				GENERAL FUND	\$240.46
04-0053		\$1,019.32	4/28/2005	BURBANK PD	\$662.56
				CDAA	\$10.19
				DA OFFICE	\$101.93
				GENERAL FUND	\$244.64
04-0060		\$4,290.15	9/27/2005	CDAA	\$42.90
				DA OFFICE	\$429.03
				GENERAL FUND	\$1,029.63
				LOS ANGELES PD	\$2,788.59
04-0074		\$10,057.10	2/11/2005	CDAA	\$100.57
				DA OFFICE	\$1,005.72
				GENERAL FUND	\$2,413.70
				LOS ANGELES PD	\$6,537.11
04-0093	TA073274	\$822.44	1/27/2005	CDAA	\$8.23
				DA OFFICE	\$82.23
				GENERAL FUND	\$197.39
				LOS ANGELES PD	\$534.59
04-0100		\$432.26	5/19/2005	CDAA	\$4.32
				DA OFFICE	\$43.23
				GENERAL FUND	\$103.74
				LOS ANGELES PD	\$280.97
04-0101	VA080930	\$2,525.99	8/1/2005	CDAA	\$25.26
				DA OFFICE	\$252.61
				GENERAL FUND	\$606.23
				LOS ANGELES CO SO	\$1,641.89
04-0102		\$1,718.90	1/27/2005	CDAA	\$17.19
				DA OFFICE	\$171.90
				GENERAL FUND	\$412.53
				GLENDALE PD	\$1,117.28
04-0105		\$1,860.43	5/19/2005	CDAA	\$18.61
				DA OFFICE	\$186.05
				GENERAL FUND	\$446.50
				LOS ANGELES CO SO	\$1,209.27



State of California
ASSET FORFEITURE REPORT - 2005

Table 3

Admin Number	Docket Number	Amount Forfeited	Date Disbursed	Recipient	Amount Disbursed
04-0113		\$491.90	4/12/2005	CDA DA OFFICE GENERAL FUND LONG BEACH PD	\$4.92 \$49.20 \$118.05 \$319.73
04-0115		\$911.92	4/12/2005	CDA DA OFFICE GENERAL FUND LONG BEACH PD	\$9.12 \$91.19 \$218.86 \$592.75
04-0122		\$542.20	4/12/2005	CDA DA OFFICE GENERAL FUND LONG BEACH PD	\$5.42 \$54.22 \$130.13 \$352.43
04-0159		\$5,836.11	1/7/2005	CDA DA OFFICE GENERAL FUND LONG BEACH PD	\$58.36 \$583.61 \$1,400.67 \$3,793.47
04-0160	va081126	\$7,231.29	1/27/2005	CDA DA OFFICE GENERAL FUND TF LOS ANGELES-LA IMPACT	\$72.32 \$723.12 \$1,735.51 \$4,700.34
04-0161	LA045272	\$5,632.72	6/30/2005	CDA DA OFFICE GENERAL FUND GLENDALE PD	\$56.33 \$563.27 \$1,351.85 \$3,661.27
04-0182		\$2,541.18	9/27/2005	CDA DA OFFICE GENERAL FUND LOS ANGELES PD	\$25.41 \$254.13 \$609.88 \$1,651.76
04-0185	BS089110	\$27,446.68	2/11/2005	CDA DA OFFICE GENERAL FUND LOS ANGELES PD	\$274.47 \$2,744.67 \$6,587.20 \$17,840.34
04-0191		\$599.74	5/19/2005	CDA DA OFFICE GENERAL FUND LOS ANGELES PD	\$6.00 \$59.97 \$143.94 \$389.83
04-0210	NA056086	\$490.06	3/10/2005	CDA	\$4.90



State of California
ASSET FORFEITURE REPORT - 2005

Table 3

Admin Number	Docket Number	Amount Forfeited	Date Disbursed	Recipient	Amount Disbursed
				DA OFFICE	\$49.02
				GENERAL FUND	\$117.61
				LONG BEACH PD	\$318.53
04-0211	NA056326	\$732.46	3/10/2005		
				CDA A	\$7.33
				DA OFFICE	\$73.24
				GENERAL FUND	\$175.79
				LONG BEACH PD	\$476.10
04-0212		\$570.35	1/27/2005		
				CDA A	\$5.70
				DA OFFICE	\$57.04
				GENERAL FUND	\$136.88
				LONG BEACH PD	\$370.73
04-0220		\$4,211.53	5/19/2005		
				CDA A	\$42.12
				DA OFFICE	\$421.15
				GENERAL FUND	\$1,010.77
				LOS ANGELES CO SO	\$2,737.49
04-0221	TA073910	\$2,967.57	3/10/2005		
				CDA A	\$29.68
				DA OFFICE	\$296.76
				GENERAL FUND	\$712.21
				LOS ANGELES CO SO	\$1,928.92
04-0231		\$1,813.77	3/10/2005		
				CDA A	\$18.14
				DA OFFICE	\$181.38
				GENERAL FUND	\$435.30
				LONG BEACH PD	\$1,178.95
04-0233		\$9,007.33	8/1/2005		
				CDA A	\$90.08
				DA OFFICE	\$900.73
				GENERAL FUND	\$2,161.76
				HAWTHORNE PD	\$5,854.76
04-0236		\$448.41	1/27/2005		
				CDA A	\$4.49
				DA OFFICE	\$44.85
				GENERAL FUND	\$107.61
				LONG BEACH PD	\$291.46
04-0243	PA047253	\$1,807.47	5/20/2005		
				CDA A	\$18.08
				DA OFFICE	\$180.75
				GENERAL FUND	\$433.79
				LOS ANGELES PD	\$1,174.85
04-0248		\$3,623.11	3/10/2005		
				CDA A	\$36.23
				DA OFFICE	\$362.32
				GENERAL FUND	\$869.54



State of California
ASSET FORFEITURE REPORT - 2005

Table 3

Admin Number	Docket Number	Amount Forfeited	Date Disbursed	Recipient	Amount Disbursed
04-0263	BS089400	\$15,164.63	12/1/2005	LOS ANGELES PD	\$2,355.02
				CDA	\$151.65
				DA OFFICE	\$1,516.46
				GENERAL FUND	\$3,639.51
04-0264		\$1,075.41	3/10/2005	LOS ANGELES PD	\$9,857.01
				ALHAMBRA PD	\$699.02
				CDA	\$10.76
				DA OFFICE	\$107.53
				GENERAL FUND	\$258.10
04-0265	VA081907	\$10,542.58	2/11/2005		
				CDA	\$105.43
				DA OFFICE	\$1,054.26
				GENERAL FUND	\$2,530.22
				LOS ANGELES CO SO	\$6,852.67
04-0269	BS092971	\$82,001.93	3/16/2005		
				CDA	\$820.02
				DA OFFICE	\$8,200.18
				GENERAL FUND	\$19,680.47
				SAN BERNARDINO CO SO	\$53,301.26
04-0271	SA051986	\$1,889.25	1/27/2005		
				CDA	\$18.89
				DA OFFICE	\$188.93
				GENERAL FUND	\$453.42
				LOS ANGELES PD	\$1,228.01
04-0272		\$1,470.66	1/27/2005		
				CDA	\$14.71
				DA OFFICE	\$147.07
				GENERAL FUND	\$352.96
				LOS ANGELES PD	\$955.92
04-0286		\$2,217.53	9/27/2005		
				CDA	\$22.18
				DA OFFICE	\$221.75
				GENERAL FUND	\$532.21
				LOS ANGELES CO SO	\$1,441.39
04-0289	SA052083	\$1,894.10	1/27/2005		
				CDA	\$18.94
				DA OFFICE	\$189.41
				GENERAL FUND	\$454.58
				HAWTHORNE PD	\$1,231.17
04-0297	SA052003	\$784.94	3/16/2005		
				CDA	\$7.85
				CULVER CITY PD	\$510.21
				DA OFFICE	\$78.49
				GENERAL FUND	\$188.39



State of California
ASSET FORFEITURE REPORT - 2005

Table 3

Admin Number	Docket Number	Amount Forfeited	Date Disbursed	Recipient	Amount Disbursed
04-0299	LA045701	\$7,155.22	6/21/2005	CDA	\$71.55
				DA OFFICE	\$715.53
				GENERAL FUND	\$1,717.25
				LOS ANGELES PD	\$4,650.89
04-0311	BS092837	\$30,860.12	3/16/2005	CDA	\$308.60
				DA OFFICE	\$3,086.01
				GENERAL FUND	\$7,406.43
				LOS ANGELES CO SO	\$20,059.08
04-0314	BA263307	\$3,456.57	6/30/2005	CDA	\$34.57
				DA OFFICE	\$345.66
				GENERAL FUND	\$829.57
				LOS ANGELES PD	\$2,246.77
04-0315	NA060970	\$1,535.21	3/10/2005	CDA	\$15.35
				DA OFFICE	\$153.53
				GENERAL FUND	\$368.45
				LOS ANGELES PD	\$997.88
04-0319		\$551.70	3/10/2005	CDA	\$5.52
				DA OFFICE	\$55.17
				GENERAL FUND	\$132.41
				LOS ANGELES PD	\$358.60
04-0324	KA065993	\$1,085.73	1/27/2005	BALDWIN PARK PD	\$705.72
				CDA	\$10.86
				DA OFFICE	\$108.57
				GENERAL FUND	\$260.58
04-0325	NA060520	\$2,212.48	6/30/2005	CDA	\$22.13
				DA OFFICE	\$221.24
				GENERAL FUND	\$530.99
				TF LOS ANGELES-LA IMPACT	\$1,438.12
04-0329	BS092838	\$80,255.13	3/22/2005	CDA	\$802.55
				DA OFFICE	\$8,025.51
				GENERAL FUND	\$19,261.23
				LOS ANGELES CO SO	\$52,165.84
04-0333	VA070735	\$796.18	6/1/2005	CDA	\$7.96
				CLAREMONT PD	\$517.52
				DA OFFICE	\$79.62
				GENERAL FUND	\$191.08
04-0334		\$2,519.95	6/1/2005	CDA	\$25.20



State of California
ASSET FORFEITURE REPORT - 2005

Table 3

Admin Number	Docket Number	Amount Forfeited	Date Disbursed	Recipient	Amount Disbursed
				DA OFFICE	\$251.99
				GENERAL FUND	\$604.79
				LOS ANGELES PD	\$1,637.97
04-0344	LA045709	\$1,419.33	1/7/2005		
				CDA A	\$14.19
				DA OFFICE	\$141.94
				GENERAL FUND	\$340.64
				LOS ANGELES PD	\$922.56
04-0349	YA057065	\$477.81	1/27/2005		
				CDA A	\$4.78
				DA OFFICE	\$47.78
				GENERAL FUND	\$114.67
				REDONDO BEACH PD	\$310.58
04-0353	NA060961	\$1,323.40	2/11/2005		
				CDA A	\$13.24
				DA OFFICE	\$132.34
				GENERAL FUND	\$317.61
				LONG BEACH PD	\$860.21
04-0358	YA056892	\$2,844.43	1/27/2005		
				CDA A	\$28.45
				DA OFFICE	\$284.44
				GENERAL FUND	\$682.66
				REDONDO BEACH PD	\$1,848.88
04-0365	BA264263	\$13,782.64	1/7/2005		
				CDA A	\$137.83
				DA OFFICE	\$1,378.27
				GENERAL FUND	\$3,307.83
				LOS ANGELES PD	\$8,958.71
04-0368	TA074137	\$6,344.52	3/10/2005		
				CDA A	\$63.45
				DA OFFICE	\$634.46
				GENERAL FUND	\$1,522.68
				LOS ANGELES PD	\$4,123.93
04-0370		\$8,674.35	8/1/2005		
				CDA A	\$86.75
				DA OFFICE	\$867.43
				GENERAL FUND	\$2,081.84
				HAWTHORNE PD	\$5,638.33
04-0381	GA057160	\$308.95	5/19/2005		
				ALHAMBRA PD	\$200.81
				CDA A	\$3.09
				DA OFFICE	\$30.90
				GENERAL FUND	\$74.15
04-0386		\$505.88	4/12/2005		
				CDA A	\$5.06
				DA OFFICE	\$50.59
				GENERAL FUND	\$121.41



State of California
ASSET FORFEITURE REPORT - 2005

Table 3

Admin Number	Docket Number	Amount Forfeited	Date Disbursed	Recipient	Amount Disbursed
04-0387	BA215368	\$1,692.95	1/27/2005	LOS ANGELES PD	\$328.82
				CDA A	\$16.93
				DA OFFICE	\$169.30
				GENERAL FUND	\$406.31
04-0390		\$664.02	1/27/2005	LOS ANGELES PD	\$1,100.41
				CDA A	\$6.64
				DA OFFICE	\$66.41
				GENERAL FUND	\$159.36
04-0391		\$466.43	3/10/2005	LONG BEACH PD	\$431.61
				CDA A	\$4.66
				CHP-SOUTHERN DIV	\$303.18
				DA OFFICE	\$46.64
				GENERAL FUND	\$111.95
04-0406		\$1,831.91	5/19/2005		
				CDA A	\$18.32
				DA OFFICE	\$183.19
				GENERAL FUND	\$439.66
04-0410	GA057468	\$5,103.15	6/30/2005	LOS ANGELES PD	\$1,190.74
				ALHAMBRA PD	\$3,317.05
				CDA A	\$51.03
				DA OFFICE	\$510.32
				GENERAL FUND	\$1,224.75
04-0411		\$10,104.78	8/1/2005		
				CDA A	\$101.05
				DA OFFICE	\$1,010.47
				GENERAL FUND	\$2,425.15
04-0417	BA265243	\$4,865.00	2/11/2005	HAWTHORNE PD	\$6,568.11
				CDA A	\$48.65
				DA OFFICE	\$486.50
				GENERAL FUND	\$1,167.60
04-0427	YA058533	\$1,110.88	3/10/2005	LOS ANGELES PD	\$3,162.25
				CDA A	\$11.11
				DA OFFICE	\$111.09
				GARDENA PD	\$722.07
				GENERAL FUND	\$266.61
04-0436	BA265353	\$4,654.85	1/27/2005		
				CDA A	\$46.55
				DA OFFICE	\$465.49
				GENERAL FUND	\$1,117.16
				LOS ANGELES PD	\$3,025.65



State of California
ASSET FORFEITURE REPORT - 2005

Table 3

Admin Number	Docket Number	Amount Forfeited	Date Disbursed	Recipient	Amount Disbursed
04-0437		\$1,537.56	5/19/2005	CDA DA OFFICE GENERAL FUND LOS ANGELES PD	\$15.38 \$153.75 \$369.01 \$999.42
04-0443		\$873.89	6/1/2005	CDA DA OFFICE GENERAL FUND LOS ANGELES PD	\$8.74 \$87.39 \$209.73 \$568.03
04-0447	VA083155	\$2,447.58	4/28/2005	CDA DA OFFICE DOWNEY PD GENERAL FUND	\$24.48 \$244.76 \$1,590.92 \$587.42
04-0450	NA061445	\$428.43	3/16/2005	CDA DA OFFICE GENERAL FUND LOS ANGELES PD	\$4.29 \$42.84 \$102.82 \$278.48
04-0453		\$642.61	4/12/2005	CDA DA OFFICE GENERAL FUND POMONA PD	\$6.43 \$64.26 \$154.23 \$417.69
04-0455		\$2,467.50	5/19/2005	CDA DA OFFICE GENERAL FUND LOS ANGELES CO SO	\$24.68 \$246.75 \$592.20 \$1,603.87
04-0459	LA046047	\$121.25	12/22/2005	CDA DA OFFICE GENERAL FUND LOS ANGELES PD	\$1.21 \$12.13 \$29.10 \$78.81
04-0461	VA083277	\$3,241.10	2/11/2005	CDA DA OFFICE DOWNEY PD GENERAL FUND	\$32.41 \$324.12 \$2,106.71 \$777.86
04-0464		\$21,900.33	3/10/2005	CDA DA OFFICE GENERAL FUND LOS ANGELES PD	\$219.01 \$2,190.03 \$5,256.08 \$14,235.21
04-0469		\$1,558.86	5/19/2005	CDA	\$15.59



State of California
ASSET FORFEITURE REPORT - 2005

Table 3

Admin Number	Docket Number	Amount Forfeited	Date Disbursed	Recipient	Amount Disbursed
				DA OFFICE	\$155.88
				GENERAL FUND	\$374.13
				LOS ANGELES PD	\$1,013.26
04-0476	BA265967	\$507.02	1/7/2005		
				CDA A	\$5.07
				DA OFFICE	\$50.71
				GENERAL FUND	\$121.68
				LOS ANGELES PD	\$329.56
04-0478	TA074748	\$683.05	1/7/2005		
				CDA A	\$6.83
				DA OFFICE	\$68.31
				GENERAL FUND	\$163.93
				LOS ANGELES PD	\$443.98
04-0479		\$7,557.01	8/1/2005		
				CDA A	\$75.57
				DA OFFICE	\$755.71
				GENERAL FUND	\$1,813.68
				HAWTHORNE PD	\$4,912.05
04-0481	BS092841	\$56,588.19	3/16/2005		
				CDA A	\$565.88
				DA OFFICE	\$5,658.82
				GENERAL FUND	\$13,581.17
				TF LOS ANGELES-LA IMPACT	\$36,782.32
04-0484	KA066197	\$8,619.82	6/1/2005		
				CDA A	\$86.20
				DA OFFICE	\$861.99
				GENERAL FUND	\$2,068.75
				POMONA PD	\$5,602.88
04-0485		\$10,313.33	6/1/2005		
				CDA A	\$103.14
				DA OFFICE	\$1,031.33
				GENERAL FUND	\$2,475.20
				LOS ANGELES PD	\$6,703.66
04-0486	KA066225	\$1,382.57	6/30/2005		
				CDA A	\$13.83
				DA OFFICE	\$138.25
				GENERAL FUND	\$331.82
				POMONA PD	\$898.67
04-0488	LA046111	\$1,902.33	4/12/2005		
				CDA A	\$19.02
				DA OFFICE	\$190.24
				GENERAL FUND	\$456.56
				LOS ANGELES PD	\$1,236.51
04-0490		\$1,170.04	1/27/2005		
				CDA A	\$11.70
				DA OFFICE	\$117.01
				GENERAL FUND	\$280.81



State of California
ASSET FORFEITURE REPORT - 2005

Table 3

Admin Number	Docket Number	Amount Forfeited	Date Disbursed	Recipient	Amount Disbursed
04-0495		\$1,172.31	4/12/2005	LOS ANGELES PD	\$760.52
				CDA A	\$11.72
				DA OFFICE	\$117.24
				GENERAL FUND	\$281.35
				LOS ANGELES CO SO	\$762.00
04-0496	GA057681	\$4,024.80	6/1/2005		
				CDA A	\$40.25
				DA OFFICE	\$402.48
				GENERAL FUND	\$965.95
				PASADENA PD	\$2,616.12
04-0498		\$1,833.27	3/10/2005		
				CDA A	\$18.33
				DA OFFICE	\$183.34
				GENERAL FUND	\$439.98
				LOS ANGELES PD	\$1,191.62
04-0499	BA266454	\$3,743.55	1/27/2005		
				CDA A	\$37.44
				DA OFFICE	\$374.35
				GENERAL FUND	\$898.45
				LOS ANGELES PD	\$2,433.31
04-0500		\$587.08	1/27/2005		
				CDA A	\$5.87
				DA OFFICE	\$58.71
				GENERAL FUND	\$140.90
				LOS ANGELES PD	\$381.60
04-0502		\$2,391.47	3/10/2005		
				CDA A	\$23.92
				DA OFFICE	\$239.14
				GENERAL FUND	\$573.95
				LOS ANGELES PD	\$1,554.46
04-0504		\$15,875.24	4/14/2005		
				CDA A	\$158.75
				DA OFFICE	\$1,587.54
				GENERAL FUND	\$3,810.05
				SAN BERNARDINO CO SO	\$10,318.90
04-0510	MA029205	\$12,546.28	8/10/2005		
				CDA A	\$125.46
				DA OFFICE	\$1,254.64
				GENERAL FUND	\$3,011.10
				LOS ANGELES CO SO	\$8,155.08
04-0516		\$6,159.18	4/12/2005		
				CDA A	\$61.59
				DA OFFICE	\$615.93
				GENERAL FUND	\$1,478.20
				LOS ANGELES PD	\$4,003.46



State of California
ASSET FORFEITURE REPORT - 2005

Table 3

Admin Number	Docket Number	Amount Forfeited	Date Disbursed	Recipient	Amount Disbursed
04-0518	BA266886	\$5,875.73	6/21/2005	CDA	\$58.76
				DA OFFICE	\$587.58
				GENERAL FUND	\$1,410.17
				LOS ANGELES PD	\$3,819.22
04-0520	TA075322	\$982.14	4/12/2005	CDA	\$9.82
				DA OFFICE	\$98.22
				GENERAL FUND	\$235.71
				LOS ANGELES PD	\$638.39
04-0521	BS091023	\$154,740.56	9/6/2005	CDA	\$1,547.41
				DA OFFICE	\$15,474.02
				GENERAL FUND	\$37,137.73
				LOS ANGELES PD	\$100,581.40
04-0525		\$13,355.20	9/6/2005	CDA	\$133.55
				DA OFFICE	\$1,335.52
				DOWNEY PD	\$8,680.88
				GENERAL FUND	\$3,205.25
04-0526	BA261566	\$2,785.66	1/7/2005	CDA	\$27.86
				CHP	\$1,810.68
				DA OFFICE	\$278.56
				GENERAL FUND	\$668.56
04-0532		\$508.92	3/10/2005	CDA	\$5.09
				DA OFFICE	\$50.90
				GENERAL FUND	\$122.14
				LOS ANGELES PD	\$330.79
04-0533		\$1,947.38	1/27/2005	CDA	\$19.48
				DA OFFICE	\$194.73
				GENERAL FUND	\$467.37
				LOS ANGELES PD	\$1,265.80
04-0534		\$1,664.04	3/10/2005	CDA	\$16.64
				DA OFFICE	\$166.41
				GENERAL FUND	\$399.37
				LOS ANGELES PD	\$1,081.62
04-0539		\$4,556.79	4/12/2005	CDA	\$45.57
				DA OFFICE	\$455.68
				GENERAL FUND	\$1,093.63
				LOS ANGELES PD	\$2,961.91
04-0544		\$1,055.96	3/10/2005	CDA	\$10.56



State of California
ASSET FORFEITURE REPORT - 2005

Table 3

Admin Number	Docket Number	Amount Forfeited	Date Disbursed	Recipient	Amount Disbursed
				DA OFFICE	\$105.60
				GENERAL FUND	\$253.43
				LOS ANGELES PD	\$686.37
04-0545	BA267204	\$1,776.39	1/27/2005		
				CDA A	\$17.77
				DA OFFICE	\$177.64
				GENERAL FUND	\$426.33
				LOS ANGELES PD	\$1,154.65
04-0547	BA263418	\$2,457.70	3/28/2005		
				CDA A	\$24.58
				DA OFFICE	\$245.77
				GENERAL FUND	\$589.85
				TF LOS ANGELES-LA IMPACT	\$1,597.50
04-0548	VA083478	\$5,211.32	4/12/2005		
				CA DOJ-BNE ORANGE	\$3,387.36
				CDA A	\$52.12
				DA OFFICE	\$521.12
				GENERAL FUND	\$1,250.72
04-0549		\$19,883.16	3/10/2005		
				CDA A	\$198.84
				DA OFFICE	\$1,988.30
				GENERAL FUND	\$4,771.96
				LOS ANGELES PD	\$12,924.06
04-0550	LA044987	\$3,629.90	1/7/2005		
				CDA A	\$36.30
				DA OFFICE	\$362.98
				GENERAL FUND	\$871.18
				PASADENA PD	\$2,359.44
04-0556	BA267721	\$795.96	3/16/2005		
				CDA A	\$7.96
				DA OFFICE	\$79.60
				GENERAL FUND	\$191.03
				LOS ANGELES PD	\$517.37
04-0560		\$3,110.45	1/27/2005		
				CDA A	\$31.11
				DA OFFICE	\$311.05
				GENERAL FUND	\$746.50
				TF LOS ANGELES-LA IMPACT	\$2,021.79
04-0563	BA268033	\$969.52	4/12/2005		
				CDA A	\$9.70
				DA OFFICE	\$96.95
				GENERAL FUND	\$232.68
				LOS ANGELES PD	\$630.19
04-0564	LA046345	\$568.39	5/20/2005		
				CDA A	\$5.69
				DA OFFICE	\$56.84
				GENERAL FUND	\$136.41



State of California
ASSET FORFEITURE REPORT - 2005

Table 3

Admin Number	Docket Number	Amount Forfeited	Date Disbursed	Recipient	Amount Disbursed
04-0565	BA268038	\$757.71	1/7/2005	LOS ANGELES PD	\$369.45
				CDA A	\$7.58
				DA OFFICE	\$75.77
				GENERAL FUND	\$181.85
				LOS ANGELES PD	\$492.51
04-0566	ta075484	\$3,710.22	10/11/2005		
				CDA A	\$37.10
				DA OFFICE	\$371.03
				GENERAL FUND	\$890.45
				LOS ANGELES CO SO	\$2,411.64
04-0568		\$13,500.93	1/7/2005		
				CDA A	\$135.01
				DA OFFICE	\$1,350.10
				GENERAL FUND	\$3,240.22
				LOS ANGELES PD	\$8,775.60
04-0569		\$15,758.85	1/7/2005		
				CDA A	\$157.59
				DA OFFICE	\$1,575.89
				GENERAL FUND	\$3,782.12
				LOS ANGELES PD	\$10,243.25
04-0570	BS091626	\$56,271.60	3/16/2005		
				CDA A	\$562.72
				DA OFFICE	\$5,627.15
				GENERAL FUND	\$13,505.19
				LOS ANGELES CO SO	\$36,576.54
04-0571		\$3,470.39	1/7/2005		
				CDA A	\$34.71
				DA OFFICE	\$347.04
				GENERAL FUND	\$832.89
				TORRANCE PD	\$2,255.75
04-0573		\$1,042.07	1/27/2005		
				CDA A	\$10.42
				DA OFFICE	\$104.21
				GENERAL FUND	\$250.10
				LOS ANGELES PD	\$677.34
04-0574		\$1,595.71	1/7/2005		
				CDA A	\$15.96
				DA OFFICE	\$159.57
				GENERAL FUND	\$382.97
				LOS ANGELES PD	\$1,037.21
04-0575		\$1,792.74	1/7/2005		
				CDA A	\$17.93
				DA OFFICE	\$179.27
				GENERAL FUND	\$430.26
				LOS ANGELES PD	\$1,165.28



State of California
ASSET FORFEITURE REPORT - 2005

Table 3

Admin Number	Docket Number	Amount Forfeited	Date Disbursed	Recipient	Amount Disbursed
04-0576		\$823.75	1/7/2005	CDA DA OFFICE GENERAL FUND LOS ANGELES PD	\$8.24 \$82.37 \$197.70 \$535.44
04-0577	BA267059	\$4,580.86	7/28/2005	CDA DA OFFICE GENERAL FUND LOS ANGELES PD	\$45.81 \$458.08 \$1,099.41 \$2,977.56
04-0578	YA058894	\$1,008.05	8/19/2005	CDA DA OFFICE GENERAL FUND INGLEWOOD PD	\$10.08 \$100.80 \$241.93 \$655.24
04-0580	BS091627	\$21,382.54	5/19/2005	CDA DA OFFICE GENERAL FUND LOS ANGELES CO SO	\$213.83 \$2,138.25 \$5,131.81 \$13,898.65
04-0581	GA058174	\$1,340.30	2/4/2005	CDA DA OFFICE GENERAL FUND GLENDALE PD	\$13.41 \$134.03 \$321.67 \$871.19
04-0582		\$893.61	1/7/2005	CDA CULVER CITY PD DA OFFICE GENERAL FUND	\$8.94 \$580.84 \$89.36 \$214.47
04-0583	BA267146	\$1,252.41	1/7/2005	CDA DA OFFICE GENERAL FUND LOS ANGELES PD	\$12.52 \$125.24 \$300.58 \$814.07
04-0584		\$1,394.64	4/12/2005	CDA DA OFFICE GENERAL FUND	\$13.95 \$139.46 \$334.71 \$906.52
04-0585		\$662.07	4/12/2005	CDA DA OFFICE GENERAL FUND LOS ANGELES PD	\$6.62 \$66.21 \$158.90 \$430.34
04-0586	TA075562	\$767.74	1/27/2005	CDA	\$7.68



State of California
ASSET FORFEITURE REPORT - 2005

Table 3

Admin Number	Docket Number	Amount Forfeited	Date Disbursed	Recipient	Amount Disbursed
				DA OFFICE	\$76.77
				GENERAL FUND	\$184.26
				LOS ANGELES PD	\$499.03
04-0587		\$1,112.53	1/27/2005		
				CDA A	\$11.13
				DA OFFICE	\$111.25
				GENERAL FUND	\$267.01
				LOS ANGELES PD	\$723.14
04-0590		\$2,324.43	1/27/2005		
				CDA A	\$23.25
				DA OFFICE	\$232.45
				GENERAL FUND	\$557.86
				LOS ANGELES PD	\$1,510.87
04-0591	BA267585	\$963.37	2/11/2005		
				CDA A	\$9.64
				DA OFFICE	\$96.33
				GENERAL FUND	\$231.21
				LOS ANGELES PD	\$626.19
04-0592		\$6,203.82	1/7/2005		
				CDA A	\$62.04
				DA OFFICE	\$620.38
				GENERAL FUND	\$1,488.92
				LOS ANGELES PD	\$4,032.48
04-0593		\$4,865.50	1/7/2005		
				CDA A	\$48.65
				DA OFFICE	\$486.56
				GENERAL FUND	\$1,167.72
				LOS ANGELES PD	\$3,162.57
04-0594		\$3,165.20	1/7/2005		
				CDA A	\$31.65
				DA OFFICE	\$316.52
				GENERAL FUND	\$759.65
				LOS ANGELES PD	\$2,057.38
04-0596		\$3,019.57	1/27/2005		
				CDA A	\$30.20
				DA OFFICE	\$301.97
				GENERAL FUND	\$724.69
				LOS ANGELES PD	\$1,962.71
04-0597	TA075580	\$1,087.50	6/21/2005		
				CDA A	\$10.88
				DA OFFICE	\$108.74
				GENERAL FUND	\$261.00
				LOS ANGELES PD	\$706.88
04-0598	BS091628	\$7,543.26	8/1/2005		
				CDA A	\$75.43
				DA OFFICE	\$754.34
				GENERAL FUND	\$1,810.38



State of California
ASSET FORFEITURE REPORT - 2005

Table 3

Admin Number	Docket Number	Amount Forfeited	Date Disbursed	Recipient	Amount Disbursed
04-0600		\$2,551.62	3/10/2005	HAWTHORNE PD	\$4,903.11
				CDA A	\$25.52
				DA OFFICE	\$255.16
				GENERAL FUND	\$612.39
				LONG BEACH PD	\$1,658.55
04-0601		\$785.58	1/7/2005		
				CDA A	\$7.86
				DA OFFICE	\$78.56
				GENERAL FUND	\$188.54
				LOS ANGELES PD	\$510.62
04-0602		\$480.36	1/7/2005		
				CDA A	\$4.80
				DA OFFICE	\$48.04
				GENERAL FUND	\$115.29
				LOS ANGELES PD	\$312.23
04-0603		\$476.34	1/7/2005		
				CDA A	\$4.76
				DA OFFICE	\$47.64
				GENERAL FUND	\$114.32
				LOS ANGELES PD	\$309.62
04-0604		\$22,323.64	1/27/2005		
				BEVERLY HILLS PD	\$14,510.36
				CDA A	\$223.24
				DA OFFICE	\$2,232.37
				GENERAL FUND	\$5,357.67
04-0609		\$845.93	1/7/2005		
				CDA A	\$8.46
				DA OFFICE	\$84.60
				GENERAL FUND	\$203.02
				LOS ANGELES PD	\$549.85
04-0610	BA262656	\$519.39	1/27/2005		
				CDA A	\$5.20
				DA OFFICE	\$51.94
				GENERAL FUND	\$124.65
				LOS ANGELES PD	\$337.60
04-0611	GA058165	\$1,245.76	6/30/2005		
				CDA A	\$12.46
				DA OFFICE	\$124.58
				GENERAL FUND	\$298.98
				LOS ANGELES CO SO	\$809.74
04-0612		\$823.03	1/7/2005		
				CDA A	\$8.23
				DA OFFICE	\$82.30
				GENERAL FUND	\$197.53
				LOS ANGELES CO SO	\$534.97



State of California
ASSET FORFEITURE REPORT - 2005

Table 3

Admin Number	Docket Number	Amount Forfeited	Date Disbursed	Recipient	Amount Disbursed
04-0613	BA256181	\$2,559.94	8/1/2005	CDA DA OFFICE GENERAL FUND LOS ANGELES PD	\$25.60 \$256.00 \$614.38 \$1,663.96
04-0615	BA267722	\$375.10	4/14/2005	CDA DA OFFICE GENERAL FUND LOS ANGELES PD	\$3.75 \$37.52 \$90.02 \$243.81
04-0616		\$1,690.79	1/7/2005	CDA COVINA PD DA OFFICE GENERAL FUND	\$16.91 \$1,099.01 \$169.08 \$405.79
04-0617	KA067305	\$1,178.19	1/27/2005	CDA DA OFFICE GENERAL FUND	\$11.78 \$117.83 \$282.76 \$765.82
04-0618		\$629.04	4/12/2005	CDA DA OFFICE GENERAL FUND LOS ANGELES PD	\$6.29 \$62.91 \$150.97 \$408.87
04-0619		\$4,534.55	1/7/2005	CDA DA OFFICE GENERAL FUND LOS ANGELES PD	\$45.35 \$453.46 \$1,088.29 \$2,947.45
04-0620	VA084196	\$1,570.11	1/27/2005	CDA DA OFFICE GENERAL FUND LOS ANGELES CO SO	\$15.70 \$157.01 \$376.83 \$1,020.57
04-0621	BS091683	\$129,510.69	2/11/2005	CDA DA OFFICE GENERAL FUND TF LOS ANGELES-LA IMPACT	\$1,295.11 \$12,951.06 \$31,082.57 \$84,181.95
04-0622	la046502	\$2,591.21	2/11/2005	CDA DA OFFICE GENERAL FUND LOS ANGELES PD	\$25.91 \$259.13 \$621.89 \$1,684.28
04-0623		\$800.65	4/12/2005	CDA	\$8.01



State of California
ASSET FORFEITURE REPORT - 2005

Table 3

Admin Number	Docket Number	Amount Forfeited	Date Disbursed	Recipient	Amount Disbursed
				DA OFFICE	\$80.07
				GENERAL FUND	\$192.15
				LOS ANGELES PD	\$520.42
04-0624		\$794.62	1/7/2005		
				CDA A	\$7.95
				DA OFFICE	\$79.46
				GENERAL FUND	\$190.71
				LOS ANGELES PD	\$516.50
04-0626		\$624.16	1/7/2005		
				CDA A	\$6.24
				DA OFFICE	\$62.42
				GENERAL FUND	\$149.80
				LOS ANGELES PD	\$405.70
04-0627		\$1,812.30	1/7/2005		
				CDA A	\$18.12
				DA OFFICE	\$181.24
				GENERAL FUND	\$434.95
				LOS ANGELES PD	\$1,177.99
04-0628	BA269224	\$976.75	3/10/2005		
				CDA A	\$9.77
				DA OFFICE	\$97.67
				GENERAL FUND	\$234.42
				LOS ANGELES PD	\$634.89
04-0630	GA058341	\$4,710.47	3/10/2005		
				ALHAMBRA PD	\$3,061.81
				CDA A	\$47.10
				DA OFFICE	\$471.05
				GENERAL FUND	\$1,130.51
04-0631		\$1,408.27	1/27/2005		
				CDA A	\$14.08
				DA OFFICE	\$140.84
				GENERAL FUND	\$337.98
				LOS ANGELES PD	\$915.37
04-0632		\$1,050.68	1/27/2005		
				CDA A	\$10.51
				DA OFFICE	\$105.07
				GENERAL FUND	\$252.16
				LOS ANGELES PD	\$682.94
04-0633	PA048474	\$18,034.57	1/7/2005		
				CDA A	\$180.35
				DA OFFICE	\$1,803.45
				GENERAL FUND	\$4,328.30
				LOS ANGELES PD	\$11,722.47
04-0636		\$15,802.41	8/1/2005		
				CDA A	\$158.03
				DA OFFICE	\$1,580.24
				GENERAL FUND	\$3,792.58



State of California
ASSET FORFEITURE REPORT - 2005

Table 3

Admin Number	Docket Number	Amount Forfeited	Date Disbursed	Recipient	Amount Disbursed
04-0637	NA062353	\$17,437.44	4/12/2005	HAWTHORNE PD	\$10,271.56
				CDAA	\$174.38
				DA OFFICE	\$1,743.74
				GENERAL FUND	\$4,184.98
				LOS ANGELES PD	\$11,334.34
04-0638	LA045078	\$7,350.12	6/1/2005	BURBANK PD	\$4,777.57
				CDAA	\$73.50
				DA OFFICE	\$735.02
				GENERAL FUND	\$1,764.03
04-0639		\$6,067.18	1/27/2005	BURBANK PD	\$3,943.66
				CDAA	\$60.67
				DA OFFICE	\$606.73
				GENERAL FUND	\$1,456.12
04-0640	TA075638	\$1,963.34	4/12/2005	CDAA	\$19.64
				DA OFFICE	\$196.33
				GENERAL FUND	\$471.20
				LOS ANGELES PD	\$1,276.17
04-0641		\$736.29	1/27/2005	CDAA	\$7.36
				DA OFFICE	\$73.64
				GENERAL FUND	\$176.71
				LOS ANGELES PD	\$478.58
04-0642		\$608.85	4/12/2005	CDAA	\$6.09
				DA OFFICE	\$60.89
				GENERAL FUND	\$146.12
				LOS ANGELES PD	\$395.75
04-0645	BS092972	\$43,931.00	6/30/2005	CDAA	\$439.31
				DA OFFICE	\$4,393.10
				GENERAL FUND	\$10,543.44
				TF LOS ANGELES-LA IMPACT	\$28,555.15
04-0646	TA075657	\$1,936.73	1/7/2005	CDAA	\$19.37
				DA OFFICE	\$193.68
				GENERAL FUND	\$464.81
				LOS ANGELES PD	\$1,258.87
04-0647		\$1,194.32	4/12/2005	CDAA	\$11.94
				DA OFFICE	\$119.45
				GENERAL FUND	\$286.63
				LOS ANGELES PD	\$776.30



State of California
ASSET FORFEITURE REPORT - 2005

Table 3

Admin Number	Docket Number	Amount Forfeited	Date Disbursed	Recipient	Amount Disbursed
04-0649		\$673.41	4/12/2005	CDA DA OFFICE GENERAL FUND LOS ANGELES PD	\$6.74 \$67.34 \$161.62 \$437.71
04-0650		\$736.24	3/10/2005	CDA DA OFFICE GENERAL FUND LOS ANGELES PD	\$7.36 \$73.63 \$176.70 \$478.55
04-0651		\$587.63	1/27/2005	CDA DA OFFICE GENERAL FUND LOS ANGELES PD	\$5.88 \$58.76 \$141.03 \$381.96
04-0653	BA269475	\$737.24	3/10/2005	CDA DA OFFICE GENERAL FUND LOS ANGELES PD	\$7.37 \$73.72 \$176.94 \$479.21
04-0654		\$643.94	1/7/2005	CDA DA OFFICE GENERAL FUND LOS ANGELES PD	\$6.44 \$64.40 \$154.54 \$418.56
04-0655		\$1,243.51	1/27/2005	CDA DA OFFICE GENERAL FUND LOS ANGELES CO SO	\$12.44 \$124.36 \$298.44 \$808.27
04-0656		\$9,437.54	1/27/2005	CDA DA OFFICE GENERAL FUND LOS ANGELES CO SO	\$94.38 \$943.75 \$2,265.01 \$6,134.40
04-0657		\$5,457.82	12/6/2005	CDA DA OFFICE GENERAL FUND WHITTIER PD	\$54.58 \$545.78 \$1,309.88 \$3,547.58
04-0658	YA059321	\$2,677.77	3/16/2005	CDA DA OFFICE GARDENA PD GENERAL FUND	\$26.78 \$267.78 \$1,740.55 \$642.66
04-0659	TA075909	\$2,252.20	6/1/2005	CDA	\$22.52



State of California
ASSET FORFEITURE REPORT - 2005

Table 3

Admin Number	Docket Number	Amount Forfeited	Date Disbursed	Recipient	Amount Disbursed
				DA OFFICE	\$225.24
				GENERAL FUND	\$540.52
				LOS ANGELES CO SO	\$1,463.92
04-0660		\$1,839.91	8/10/2005		
				CDA A	\$18.40
				DA OFFICE	\$183.99
				GENERAL FUND	\$441.58
				LOS ANGELES PD	\$1,195.94
04-0661	BA269400	\$8,424.19	3/10/2005		
				CDA A	\$84.24
				DA OFFICE	\$842.42
				GENERAL FUND	\$2,021.81
				LOS ANGELES PD	\$5,475.72
04-0662	PA049052	\$1,983.87	3/10/2005		
				CDA A	\$19.84
				DA OFFICE	\$198.39
				GENERAL FUND	\$476.13
				LOS ANGELES PD	\$1,289.51
04-0664		\$7,167.13	1/27/2005		
				CDA A	\$71.67
				DA OFFICE	\$716.71
				GENERAL FUND	\$1,720.11
				POMONA PD	\$4,658.64
04-0665		\$3,033.49	1/27/2005		
				CDA A	\$30.34
				DA OFFICE	\$303.35
				GENERAL FUND	\$728.04
				LOS ANGELES PD	\$1,971.76
04-0666		\$1,583.80	3/10/2005		
				CDA A	\$15.84
				DA OFFICE	\$158.38
				GENERAL FUND	\$380.11
				POMONA PD	\$1,029.47
04-0668		\$1,614.54	4/12/2005		
				CDA A	\$16.15
				DA OFFICE	\$161.45
				GENERAL FUND	\$387.49
				PASADENA PD	\$1,049.45
04-0669		\$4,454.56	3/10/2005		
				CDA A	\$44.55
				DA OFFICE	\$445.46
				GENERAL FUND	\$1,069.09
				WEST COVINA PD	\$2,895.46
04-0670		\$5,368.85	1/27/2005		
				CDA A	\$53.69
				DA OFFICE	\$536.89
				GENERAL FUND	\$1,288.52



State of California
ASSET FORFEITURE REPORT - 2005

Table 3

Admin Number	Docket Number	Amount Forfeited	Date Disbursed	Recipient	Amount Disbursed
04-0672	TA075920	\$565.97	5/19/2005	SOUTH GATE PD	\$3,489.75
				CDA A	\$5.66
				DA OFFICE	\$56.60
				GENERAL FUND	\$135.83
				LOS ANGELES PD	\$367.88
04-0673		\$689.87	1/27/2005		
				CDA A	\$6.90
				DA OFFICE	\$68.99
				GENERAL FUND	\$165.57
				LOS ANGELES PD	\$448.41
04-0674	TA075949	\$470.94	1/7/2005		
				CDA A	\$4.71
				DA OFFICE	\$47.10
				GENERAL FUND	\$113.02
				LOS ANGELES PD	\$306.11
04-0675		\$575.94	3/10/2005		
				CDA A	\$5.76
				DA OFFICE	\$57.60
				GENERAL FUND	\$138.22
				LOS ANGELES PD	\$374.36
04-0676	LA046793	\$444.21	4/12/2005		
				CDA A	\$4.44
				DA OFFICE	\$44.42
				GENERAL FUND	\$106.61
				LOS ANGELES PD	\$288.74
04-0677		\$1,547.89	1/27/2005		
				CDA A	\$15.48
				DA OFFICE	\$154.80
				GENERAL FUND	\$371.49
				LOS ANGELES CO SO	\$1,006.12
04-0682	VA082796	\$1,784.49	3/10/2005		
				CDA A	\$17.85
				DA OFFICE	\$178.44
				GENERAL FUND	\$428.28
				SOUTH GATE PD	\$1,159.92
04-0683		\$1,138.50	1/27/2005		
				CDA A	\$11.39
				DA OFFICE	\$113.85
				GENERAL FUND	\$273.24
				SOUTH GATE PD	\$740.02
04-0685		\$836.69	3/10/2005		
				CDA A	\$8.37
				DA OFFICE	\$83.68
				GENERAL FUND	\$200.80
				LOS ANGELES PD	\$543.84



State of California
ASSET FORFEITURE REPORT - 2005

Table 3

Admin Number	Docket Number	Amount Forfeited	Date Disbursed	Recipient	Amount Disbursed
04-0686	BA269709	\$1,358.98	4/28/2005	CDA DA OFFICE GENERAL FUND LOS ANGELES PD	\$13.59 \$135.91 \$326.15 \$883.33
04-0688		\$1,177.67	6/1/2005	CDA CHP DA OFFICE GENERAL FUND	\$11.77 \$765.48 \$117.78 \$282.64
04-0690		\$1,808.18	3/10/2005	CDA DA OFFICE GENERAL FUND LOS ANGELES PD	\$18.08 \$180.82 \$433.96 \$1,175.32
04-0691		\$3,294.68	1/27/2005	CDA DA OFFICE GENERAL FUND LOS ANGELES PD	\$32.95 \$329.47 \$790.72 \$2,141.54
04-0692		\$8,414.72	1/27/2005	CDA DA OFFICE GENERAL FUND LOS ANGELES CO SO	\$84.15 \$841.48 \$2,019.53 \$5,469.56
04-0693		\$17,204.87	5/19/2005	CDA DA OFFICE GENERAL FUND LOS ANGELES PD	\$172.05 \$1,720.49 \$4,129.17 \$11,183.16
04-0695		\$8,011.82	3/10/2005	CDA DA OFFICE GENERAL FUND LOS ANGELES CO SO	\$80.12 \$801.19 \$1,922.83 \$5,207.68
04-0696		\$1,423.58	3/10/2005	CDA DA OFFICE GENERAL FUND LOS ANGELES PD	\$14.24 \$142.36 \$341.66 \$925.32
04-0698		\$2,711.79	5/19/2005	CDA DA OFFICE GENERAL FUND LOS ANGELES CO SO	\$27.12 \$271.18 \$650.83 \$1,762.66
04-0699	GA058599	\$2,233.11	2/11/2005	CDA	\$22.33



State of California
ASSET FORFEITURE REPORT - 2005

Table 3

Admin Number	Docket Number	Amount Forfeited	Date Disbursed	Recipient	Amount Disbursed
				DA OFFICE	\$223.31
				GENERAL FUND	\$535.95
				PASADENA PD	\$1,451.52
04-0700		\$945.85	5/19/2005		
				CDA A	\$9.46
				DA OFFICE	\$94.59
				GENERAL FUND	\$227.00
				LOS ANGELES PD	\$614.80
04-0702		\$2,485.62	5/19/2005		
				CDA A	\$24.86
				DA OFFICE	\$248.56
				GENERAL FUND	\$596.55
				LOS ANGELES PD	\$1,615.65
04-0703		\$12,317.52	1/27/2005		
				CDA A	\$123.18
				DA OFFICE	\$1,231.75
				GENERAL FUND	\$2,956.20
				LOS ANGELES CO SO	\$8,006.39
04-0704		\$11,604.57	1/27/2005		
				CDA A	\$116.05
				DA OFFICE	\$1,160.45
				GENERAL FUND	\$2,785.10
				LOS ANGELES CO SO	\$7,542.97
04-0705		\$991.60	3/10/2005		
				CDA A	\$9.92
				DA OFFICE	\$99.16
				GENERAL FUND	\$237.98
				PASADENA PD	\$644.54
04-0706		\$1,616.13	3/10/2005		
				CDA A	\$16.16
				DA OFFICE	\$161.62
				GENERAL FUND	\$387.87
				LOS ANGELES PD	\$1,050.48
04-0708	BA270195	\$432.81	6/21/2005		
				CDA A	\$4.33
				DA OFFICE	\$43.28
				GENERAL FUND	\$103.87
				LOS ANGELES PD	\$281.33
04-0710		\$3,089.36	3/10/2005		
				CDA A	\$30.89
				DA OFFICE	\$308.94
				GENERAL FUND	\$741.45
				LOS ANGELES PD	\$2,008.08
04-0711		\$852.16	10/21/2005		
				CDA A	\$8.52
				DA OFFICE	\$85.22
				GENERAL FUND	\$204.52



State of California
ASSET FORFEITURE REPORT - 2005

Table 3

Admin Number	Docket Number	Amount Forfeited	Date Disbursed	Recipient	Amount Disbursed
04-0712		\$3,124.90	3/10/2005	LOS ANGELES PD	\$553.90
				CDA A	\$31.25
				DA OFFICE	\$312.50
				GENERAL FUND	\$749.97
04-0713	BA270347	\$9,567.01	2/11/2005	LOS ANGELES CO SO	\$2,031.18
				CDA A	\$95.67
				DA OFFICE	\$956.71
				GENERAL FUND	\$2,296.08
04-0717	BS092840	\$48,323.16	1/27/2005	LOS ANGELES PD	\$6,218.55
				CDA A	\$483.23
				DA OFFICE	\$4,832.32
				GENERAL FUND	\$11,597.56
04-0718		\$2,673.77	3/10/2005	LOS ANGELES PD	\$31,410.05
				CDA A	\$26.74
				DA OFFICE	\$267.38
				GENERAL FUND	\$641.70
04-0719		\$6,453.22	3/10/2005	LOS ANGELES PD	\$1,737.95
				CDA A	\$64.53
				DA OFFICE	\$645.33
				GENERAL FUND	\$1,548.77
04-0720		\$2,009.69	3/10/2005	LOS ANGELES PD	\$4,194.59
				CDA A	\$20.10
				DA OFFICE	\$200.98
				GENERAL FUND	\$482.32
04-0722	BA270848	\$1,727.58	3/16/2005	LOS ANGELES PD	\$1,306.29
				CDA A	\$17.28
				DA OFFICE	\$172.75
				GENERAL FUND	\$414.62
04-0723	LA046903	\$673.61	3/10/2005	LOS ANGELES PD	\$1,122.93
				CDA A	\$6.74
				DA OFFICE	\$67.35
				GENERAL FUND	\$161.67
04-0724		\$494.90	6/30/2005	LOS ANGELES PD	\$437.85
				CDA A	\$4.95
				DA OFFICE	\$49.48
				GENERAL FUND	\$118.78
				LOS ANGELES PD	\$321.69



State of California
ASSET FORFEITURE REPORT - 2005

Table 3

Admin Number	Docket Number	Amount Forfeited	Date Disbursed	Recipient	Amount Disbursed
04-0725	BA261574	\$5,156.17	8/19/2005	CDA A	\$51.57
				DA OFFICE	\$515.61
				GENERAL FUND	\$1,237.48
				LOS ANGELES CO SO	\$3,351.51
04-0726	KA067311	\$2,529.74	4/28/2005	CDA A	\$25.30
				DA OFFICE	\$252.97
				GENERAL FUND	\$607.14
				POMONA PD	\$1,644.33
04-0727	KA065212	\$1,822.57	3/22/2005	CDA A	\$18.23
				DA OFFICE	\$182.25
				GENERAL FUND	\$437.42
				POMONA PD	\$1,184.67
04-0728		\$833.91	3/10/2005	CDA A	\$8.34
				DA OFFICE	\$83.39
				GENERAL FUND	\$200.14
				SEAL BEACH PD	\$542.04
04-0729	PA047767	\$537.33	1/27/2005	CDA A	\$5.37
				DA OFFICE	\$53.73
				GENERAL FUND	\$128.96
				SAN FERNANDO PD	\$349.27
04-0731	LA046859	\$1,409.50	4/28/2005	CDA A	\$14.10
				DA OFFICE	\$140.95
				GENERAL FUND	\$338.28
				LOS ANGELES PD	\$916.17
04-0732		\$579.97	3/10/2005	CDA A	\$5.80
				DA OFFICE	\$58.00
				GENERAL FUND	\$139.19
				LOS ANGELES PD	\$376.98
04-0733	BS092707	\$31,248.06	9/19/2005	CDA A	\$312.48
				DA OFFICE	\$3,124.81
				GENERAL FUND	\$7,499.53
				LOS ANGELES PD	\$20,311.24
04-0734	BA271052	\$3,385.87	3/28/2005	CDA A	\$33.86
				DA OFFICE	\$338.59
				GENERAL FUND	\$812.61
				LOS ANGELES PD	\$2,200.81
04-0736	YA059504	\$5,685.87	4/28/2005	CDA A	\$56.86



State of California
ASSET FORFEITURE REPORT - 2005

Table 3

Admin Number	Docket Number	Amount Forfeited	Date Disbursed	Recipient	Amount Disbursed
				DA OFFICE	\$568.59
				GARDENA PD	\$3,695.81
				GENERAL FUND	\$1,364.61
04-0737		\$831.77	1/27/2005		
				CDA A	\$8.32
				DA OFFICE	\$83.17
				GENERAL FUND	\$199.63
				POMONA PD	\$540.65
04-0738		\$794.92	10/21/2005		
				CDA A	\$7.95
				DA OFFICE	\$79.49
				GENERAL FUND	\$190.78
				LOS ANGELES PD	\$516.70
04-0739		\$12,678.89	12/6/2005		
				BELL PD	\$8,241.28
				CDA A	\$126.79
				DA OFFICE	\$1,267.89
				GENERAL FUND	\$3,042.93
04-0741	BA270271	\$518.16	5/19/2005		
				CDA A	\$5.18
				DA OFFICE	\$51.82
				GENERAL FUND	\$124.36
				LOS ANGELES PD	\$336.80
04-0743		\$12,984.91	1/27/2005		
				CDA A	\$129.85
				DA OFFICE	\$1,298.49
				GENERAL FUND	\$3,116.38
				LOS ANGELES PD	\$8,440.19
04-0744	TA076208	\$1,860.90	3/10/2005		
				CDA A	\$18.61
				DA OFFICE	\$186.10
				GENERAL FUND	\$446.61
				LOS ANGELES PD	\$1,209.58
04-0745	SA053364	\$2,519.96	3/10/2005		
				CDA A	\$25.20
				DA OFFICE	\$251.98
				GENERAL FUND	\$604.80
				SANTA MONICA PD	\$1,637.98
04-0746		\$7,044.59	4/12/2005		
				CDA A	\$70.45
				DA OFFICE	\$704.46
				GENERAL FUND	\$1,690.70
				LOS ANGELES CO SO	\$4,578.98
04-0747		\$2,657.34	3/10/2005		
				CDA A	\$26.57
				DA OFFICE	\$265.74
				GENERAL FUND	\$637.76



State of California
ASSET FORFEITURE REPORT - 2005

Table 3

Admin Number	Docket Number	Amount Forfeited	Date Disbursed	Recipient	Amount Disbursed
04-0748	PA046888	\$881.22	5/20/2005	LOS ANGELES CO SO	\$1,727.27
				CDA A	\$8.81
				DA OFFICE	\$88.12
				GENERAL FUND	\$211.49
				LOS ANGELES CO SO	\$572.80
04-0749	BS093482	\$64,461.02	11/2/2005		
				CDA A	\$644.61
				DA OFFICE	\$6,446.11
				GENERAL FUND	\$15,470.64
				SOUTH GATE PD	\$41,899.66
04-0750		\$3,251.81	3/10/2005		
				CDA A	\$32.52
				DA OFFICE	\$325.19
				GENERAL FUND	\$780.43
				LOS ANGELES PD	\$2,113.67
04-0751		\$22,162.65	4/12/2005		
				CDA A	\$221.63
				DA OFFICE	\$2,216.27
				GENERAL FUND	\$5,319.03
				LOS ANGELES CO SO	\$14,405.72
04-0752		\$2,980.74	3/10/2005		
				CDA A	\$29.81
				DA OFFICE	\$298.07
				GENERAL FUND	\$715.38
				LOS ANGELES CO SO	\$1,937.48
04-0753		\$15,080.68	3/10/2005		
				CDA A	\$150.81
				DA OFFICE	\$1,508.07
				GENERAL FUND	\$3,619.36
				LOS ANGELES CO SO	\$9,802.44
04-0754	BA270877	\$540.78	4/28/2005		
				CDA A	\$5.41
				DA OFFICE	\$54.08
				GENERAL FUND	\$129.79
				LOS ANGELES PD	\$351.50
04-0755	PA049325	\$469.94	1/7/2005		
				CDA A	\$4.70
				DA OFFICE	\$47.00
				GENERAL FUND	\$112.78
				LOS ANGELES PD	\$305.46
04-0757		\$5,946.84	5/19/2005		
				CDA A	\$59.47
				DA OFFICE	\$594.69
				GENERAL FUND	\$1,427.24
				TF LOS ANGELES-LA IMPACT	\$3,865.44



State of California
ASSET FORFEITURE REPORT - 2005

Table 3

Admin Number	Docket Number	Amount Forfeited	Date Disbursed	Recipient	Amount Disbursed
04-0758		\$1,294.72	3/10/2005	BURBANK PD	\$841.56
				CDA A	\$12.95
				DA OFFICE	\$129.48
				GENERAL FUND	\$310.73
04-0759	GA053008	\$6,806.67	2/11/2005	BURBANK PD	\$4,424.33
				CDA A	\$68.07
				DA OFFICE	\$680.67
				GENERAL FUND	\$1,633.60
04-0760		\$793.25	9/27/2005	BURBANK PD	\$515.61
				CDA A	\$7.93
				DA OFFICE	\$79.33
				GENERAL FUND	\$190.38
04-0761		\$982.93	3/10/2005	BURBANK PD	\$638.90
				CDA A	\$9.83
				DA OFFICE	\$98.30
				GENERAL FUND	\$235.90
04-0763	BS092816	\$82,300.83	5/19/2005	CDA A	\$823.01
				DA OFFICE	\$8,230.08
				GENERAL FUND	\$19,752.20
				GLENDORA PD	\$53,495.54
04-0765		\$2,546.60	3/10/2005	CDA A	\$25.46
				DA OFFICE	\$254.66
				GENERAL FUND	\$611.19
				LOS ANGELES PD	\$1,655.29
04-0766		\$939.92	3/10/2005	CDA A	\$9.40
				DA OFFICE	\$94.00
				GENERAL FUND	\$225.58
				LOS ANGELES PD	\$610.94
04-0767	GA056465	\$1,636.39	10/11/2005	CDA A	\$16.37
				DA OFFICE	\$163.64
				GENERAL FUND	\$392.73
					\$1,063.65
04-0768		\$2,782.25	3/10/2005	CDA A	\$27.82
				DA OFFICE	\$278.23
				GENERAL FUND	\$667.74
				WHITTIER PD	\$1,808.46
04-0769		\$4,164.03	3/10/2005	CDA A	\$41.64



State of California
ASSET FORFEITURE REPORT - 2005

Table 3

Admin Number	Docket Number	Amount Forfeited	Date Disbursed	Recipient	Amount Disbursed
				CULVER CITY PD	\$2,706.62
				DA OFFICE	\$416.40
				GENERAL FUND	\$999.37
04-0770		\$840.40	3/10/2005		
				CDA A	\$8.40
				CULVER CITY PD	\$546.26
				DA OFFICE	\$84.04
				GENERAL FUND	\$201.70
04-0772	BA270756	\$277.15	7/28/2005		
				CDA A	\$2.77
				DA OFFICE	\$27.72
				GENERAL FUND	\$66.51
				LOS ANGELES PD	\$180.15
04-0774	BS092842	\$37,353.00	4/12/2005		
				CDA A	\$373.53
				DA OFFICE	\$3,735.30
				GENERAL FUND	\$8,964.72
				LOS ANGELES PD	\$24,279.45
04-0775		\$1,476.70	3/10/2005		
				CDA A	\$14.77
				DA OFFICE	\$147.67
				GENERAL FUND	\$354.41
				LOS ANGELES PD	\$959.85
04-0776	BS093091	\$40,203.44	1/27/2005		
				CDA A	\$402.03
				DA OFFICE	\$4,020.34
				GENERAL FUND	\$9,648.83
				TF LOS ANGELES-LA IMPACT	\$26,132.24
04-0777		\$12,089.11	5/19/2005		
				CDA A	\$120.89
				DA OFFICE	\$1,208.93
				GENERAL FUND	\$2,901.38
				TF LOS ANGELES-LA IMPACT	\$7,857.91
04-0778		\$4,217.47	4/28/2005		
				CDA A	\$42.18
				DA OFFICE	\$421.75
				GENERAL FUND	\$1,012.19
				LOS ANGELES PD	\$2,741.35
04-0779	BA270894	\$3,626.95	3/28/2005		
				CDA A	\$36.27
				DA OFFICE	\$362.69
				GENERAL FUND	\$870.47
				LOS ANGELES PD	\$2,357.52
04-0780		\$2,229.60	3/10/2005		
				CDA A	\$22.30
				DA OFFICE	\$222.96
				GENERAL FUND	\$535.10



State of California
ASSET FORFEITURE REPORT - 2005

Table 3

Admin Number	Docket Number	Amount Forfeited	Date Disbursed	Recipient	Amount Disbursed
04-0781	BA271706	\$1,241.08	6/21/2005	LOS ANGELES PD	\$1,449.24
				CDA	\$12.41
				DA OFFICE	\$124.11
				GENERAL FUND	\$297.86
				LOS ANGELES PD	\$806.70
04-0782		\$12,504.17	8/1/2005		
				CDA	\$125.04
				DA OFFICE	\$1,250.42
				GENERAL FUND	\$3,001.00
				HAWTHORNE PD	\$8,127.71
04-0783		\$1,020.75	4/12/2005		
				CDA	\$10.21
				DA OFFICE	\$102.08
				GENERAL FUND	\$244.98
				LOS ANGELES PD	\$663.48
04-0784		\$227.21	2/11/2005		
				CDA	\$2.27
				DA OFFICE	\$22.72
				GENERAL FUND	\$54.53
				LOS ANGELES PD	\$147.69
04-0785	LA047018	\$507.73	3/10/2005		
				CDA	\$5.08
				DA OFFICE	\$50.78
				GENERAL FUND	\$121.85
				LOS ANGELES PD	\$330.02
04-0786		\$520.73	8/19/2005		
				CDA	\$5.21
				DA OFFICE	\$52.08
				GENERAL FUND	\$124.97
				LOS ANGELES PD	\$338.47
04-0787		\$6,070.54	3/10/2005		
				CDA	\$60.71
				CHP-SOUTHERN DIV	\$3,945.85
				DA OFFICE	\$607.05
				GENERAL FUND	\$1,456.93
04-0788	SA054032	\$4,208.06	2/11/2005		
				CDA	\$42.08
				DA OFFICE	\$420.81
				GENERAL FUND	\$1,009.93
				LOS ANGELES CO SO	\$2,735.24
04-0789	BS093665	\$40,752.30	2/11/2005		
				CA DOJ-BNE RIVERSIDE	\$26,489.02
				CDA	\$407.52
				DA OFFICE	\$4,075.20
				GENERAL FUND	\$9,780.56



State of California
ASSET FORFEITURE REPORT - 2005

Table 3

Admin Number	Docket Number	Amount Forfeited	Date Disbursed	Recipient	Amount Disbursed
04-0791		\$3,329.98	8/1/2005	CDA DA OFFICE GENERAL FUND GLENDALE PD	\$33.30 \$333.00 \$799.19 \$2,164.49
04-0792		\$2,491.31	10/21/2005	CDA DA OFFICE GENERAL FUND WHITTIER PD	\$24.91 \$249.14 \$597.91 \$1,619.35
04-0793		\$12,953.36	3/10/2005	CDA DA OFFICE GENERAL FUND LOS ANGELES PD	\$129.53 \$1,295.33 \$3,108.81 \$8,419.69
04-0794		\$732.89	4/12/2005	CDA DA OFFICE GENERAL FUND LOS ANGELES PD	\$7.33 \$73.30 \$175.89 \$476.37
04-0795		\$512.73	4/12/2005	CDA DA OFFICE GENERAL FUND LOS ANGELES PD	\$5.13 \$51.28 \$123.05 \$333.27
04-0796		\$2,079.95	4/12/2005	CDA DA OFFICE GENERAL FUND LOS ANGELES PD	\$20.80 \$208.00 \$499.19 \$1,351.96
04-0797	BA271722	\$1,131.07	8/1/2005	CDA DA OFFICE GENERAL FUND LOS ANGELES PD	\$11.31 \$113.12 \$271.45 \$735.19
04-0798		\$4,158.89	8/1/2005	CDA DA OFFICE GENERAL FUND HAWTHORNE PD	\$41.59 \$415.89 \$998.13 \$2,703.28
04-0799		\$1,180.11	4/12/2005	CDA DA OFFICE GENERAL FUND LOS ANGELES PD	\$11.80 \$118.02 \$283.22 \$767.07
04-0800	SA053868	\$698.76	12/22/2005	CDA	\$6.99



State of California
ASSET FORFEITURE REPORT - 2005

Table 3

Admin Number	Docket Number	Amount Forfeited	Date Disbursed	Recipient	Amount Disbursed
				DA OFFICE	\$69.88
				GENERAL FUND	\$167.70
				LOS ANGELES PD	\$454.19
04-0801		\$612.57	5/19/2005		
				CDA A	\$6.13
				DA OFFICE	\$61.25
				GENERAL FUND	\$147.02
				LOS ANGELES PD	\$398.17
04-0802		\$1,536.00	4/12/2005		
				CDA A	\$15.36
				DA OFFICE	\$153.60
				GENERAL FUND	\$368.64
				LOS ANGELES PD	\$998.40
04-0803	BA271401	\$579.08	4/12/2005		
				CDA A	\$5.79
				DA OFFICE	\$57.91
				GENERAL FUND	\$138.98
				LOS ANGELES PD	\$376.40
04-0804		\$20,003.93	4/12/2005		
				CDA A	\$200.04
				DA OFFICE	\$2,000.40
				GENERAL FUND	\$4,800.94
				LOS ANGELES PD	\$13,002.55
04-0805	BA272107	\$403.39	5/20/2005		
				CDA A	\$4.03
				DA OFFICE	\$40.35
				GENERAL FUND	\$96.81
				LOS ANGELES PD	\$262.20
04-0806		\$1,047.40	8/1/2005		
				CDA A	\$10.47
				DA OFFICE	\$104.75
				GENERAL FUND	\$251.37
				LOS ANGELES PD	\$680.81
04-0807	BA271999	\$587.03	3/16/2005		
				CDA A	\$5.87
				DA OFFICE	\$58.70
				GENERAL FUND	\$140.89
				LOS ANGELES PD	\$381.57
04-0811		\$1,014.36	4/12/2005		
				CDA A	\$10.14
				DA OFFICE	\$101.44
				GENERAL FUND	\$243.45
				LOS ANGELES PD	\$659.33
04-0812		\$2,311.16	4/12/2005		
				CDA A	\$23.11
				DA OFFICE	\$231.12
				GENERAL FUND	\$554.68



State of California
ASSET FORFEITURE REPORT - 2005

Table 3

Admin Number	Docket Number	Amount Forfeited	Date Disbursed	Recipient	Amount Disbursed
04-0813		\$2,366.45	4/12/2005	LOS ANGELES PD	\$1,502.25
				CDA A	\$23.67
				DA OFFICE	\$236.64
				GENERAL FUND	\$567.95
04-0814		\$1,232.35	8/1/2005	LOS ANGELES PD	\$1,538.19
				CDA A	\$12.32
				DA OFFICE	\$123.25
				GENERAL FUND	\$295.76
04-0815		\$789.61	1/7/2005	LOS ANGELES CO SO	\$801.02
				CDA A	\$7.90
				CHP-SOUTHERN DIV	\$513.24
				DA OFFICE	\$78.96
				GENERAL FUND	\$189.51
04-0816		\$2,385.54	6/1/2005		
				CDA A	\$23.86
				DA OFFICE	\$238.55
				GENERAL FUND	\$572.53
04-0819		\$3,239.93	3/10/2005	LOS ANGELES PD	\$1,550.60
				CDA A	\$32.40
				DA OFFICE	\$324.00
				GENERAL FUND	\$777.58
04-0820		\$1,001.41	3/10/2005	LOS ANGELES CO SO	\$2,105.95
				CDA A	\$10.02
				DA OFFICE	\$100.14
				GENERAL FUND	\$240.33
04-0821	SA054107	\$7,423.91	8/19/2005	LOS ANGELES CO SO	\$650.92
				CDA A	\$74.24
				DA OFFICE	\$742.39
				GENERAL FUND	\$1,781.74
04-0822		\$5,102.15	4/12/2005	LOS ANGELES CO SO	\$4,825.54
				CDA A	\$51.02
				DA OFFICE	\$510.23
				GENERAL FUND	\$1,224.51
04-0823	GA059023	\$4,875.89	3/16/2005	ORANGE CO SO	\$3,316.39
				ALHAMBRA PD	\$3,169.32
				CDA A	\$48.76
				DA OFFICE	\$487.60
				GENERAL FUND	\$1,170.21



State of California
ASSET FORFEITURE REPORT - 2005

Table 3

Admin Number	Docket Number	Amount Forfeited	Date Disbursed	Recipient	Amount Disbursed
04-0824		\$8,216.09	12/6/2005	CDA DA OFFICE GENERAL FUND HAWTHORNE PD	\$82.16 \$821.61 \$1,971.86 \$5,340.46
04-0825	BA272214	\$1,015.39	3/16/2005	CDA DA OFFICE GENERAL FUND LOS ANGELES PD	\$10.16 \$101.54 \$243.69 \$660.00
04-0826		\$761.03	4/12/2005	CDA DA OFFICE GENERAL FUND LOS ANGELES PD	\$7.61 \$76.10 \$182.65 \$494.67
04-0827		\$1,555.71	4/12/2005	CDA DA OFFICE GENERAL FUND REDONDO BEACH PD	\$15.56 \$155.57 \$373.37 \$1,011.21
04-0828		\$692.67	4/12/2005	CDA DA OFFICE GENERAL FUND LOS ANGELES PD	\$6.93 \$69.26 \$166.24 \$450.24
04-0829	BA272143	\$670.12	2/11/2005	CDA DA OFFICE GENERAL FUND LOS ANGELES PD	\$6.70 \$67.02 \$160.83 \$435.57
04-0831	SA054210	\$3,378.46	4/12/2005	CDA DA OFFICE GENERAL FUND SANTA MONICA PD	\$33.79 \$337.85 \$810.83 \$2,195.99
04-0833		\$8,446.24	4/12/2005	CDA DA OFFICE GENERAL FUND LOS ANGELES PD	\$84.46 \$844.64 \$2,027.09 \$5,490.05
04-0834		\$6,859.45	8/1/2005	CDA DA OFFICE GENERAL FUND LOS ANGELES PD	\$68.60 \$685.94 \$1,646.27 \$4,458.64
04-0835	LA036543	\$1,114.15	6/1/2005	CDA	\$11.14



State of California
ASSET FORFEITURE REPORT - 2005

Table 3

Admin Number	Docket Number	Amount Forfeited	Date Disbursed	Recipient	Amount Disbursed
				DA OFFICE	\$111.43
				GENERAL FUND	\$267.39
				LOS ANGELES PD	\$724.19
04-0836		\$2,742.95	5/19/2005		
				CDA A	\$27.43
				DA OFFICE	\$274.29
				GENERAL FUND	\$658.31
				LOS ANGELES PD	\$1,782.92
04-0838		\$513.53	5/19/2005		
				ALHAMBRA PD	\$333.79
				CDA A	\$5.14
				DA OFFICE	\$51.35
				GENERAL FUND	\$123.25
04-0839	PA049580	\$949.05	5/19/2005		
				CDA A	\$9.49
				DA OFFICE	\$94.91
				GENERAL FUND	\$227.77
				LOS ANGELES PD	\$616.88
04-0840		\$3,431.78	4/12/2005		
				CDA A	\$34.32
				DA OFFICE	\$343.18
				GENERAL FUND	\$823.63
				LOS ANGELES PD	\$2,230.65
04-0841		\$729.43	5/19/2005		
				CDA A	\$7.30
				DA OFFICE	\$72.94
				GENERAL FUND	\$175.06
				LOS ANGELES PD	\$474.13
04-0842		\$7,245.04	5/19/2005		
				CDA A	\$72.45
				DA OFFICE	\$724.50
				GENERAL FUND	\$1,738.81
				SOUTH GATE PD	\$4,709.28
04-0843		\$2,496.54	8/1/2005		
				CDA A	\$24.97
				DA OFFICE	\$249.65
				GENERAL FUND	\$599.17
				TORRANCE PD	\$1,622.75
04-0844		\$914.23	3/10/2005		
				ALHAMBRA PD	\$594.25
				CDA A	\$9.14
				DA OFFICE	\$91.42
				GENERAL FUND	\$219.42
04-0845		\$2,095.91	4/12/2005		
				CDA A	\$20.96
				DA OFFICE	\$209.59
				GENERAL FUND	\$503.02



State of California
ASSET FORFEITURE REPORT - 2005

Table 3

Admin Number	Docket Number	Amount Forfeited	Date Disbursed	Recipient	Amount Disbursed
04-0846	BS093320	\$28,093.99	6/1/2005	LOS ANGELES PD	\$1,362.34
				CDA A	\$280.94
				DA OFFICE	\$2,809.40
				GENERAL FUND	\$6,742.56
04-0848		\$4,397.56	5/19/2005	LOS ANGELES PD	\$18,261.09
				BURBANK PD	\$2,858.41
				CDA A	\$43.98
				DA OFFICE	\$439.76
				GENERAL FUND	\$1,055.41
04-0849	LA047181	\$253.22	2/11/2005		
				CDA A	\$2.53
				DA OFFICE	\$25.32
				GENERAL FUND	\$60.77
				LOS ANGELES PD	\$164.60
04-0850		\$2,037.69	8/1/2005		
				CDA A	\$20.38
				DA OFFICE	\$203.76
				GENERAL FUND	\$489.05
				LOS ANGELES PD	\$1,324.50
04-0852		\$1,311.61	8/1/2005		
				CDA A	\$13.12
				DA OFFICE	\$131.17
				GENERAL FUND	\$314.78
				LOS ANGELES PD	\$852.54
04-0853		\$567.22	8/1/2005		
				CDA A	\$5.67
				DA OFFICE	\$56.73
				GENERAL FUND	\$136.13
				LOS ANGELES PD	\$368.69
04-0854	Ba272896	\$445.96	3/28/2005		
				CDA A	\$4.46
				DA OFFICE	\$44.60
				GENERAL FUND	\$107.03
				LOS ANGELES PD	\$289.87
04-0855		\$1,419.80	6/1/2005		
				CDA A	\$14.20
				DA OFFICE	\$141.98
				GENERAL FUND	\$340.75
				LOS ANGELES PD	\$922.87
04-0856		\$12,345.43	5/19/2005		
				CDA A	\$123.46
				DA OFFICE	\$1,234.55
				GENERAL FUND	\$2,962.90
				LOS ANGELES PD	\$8,024.52



State of California
ASSET FORFEITURE REPORT - 2005

Table 3

Admin Number	Docket Number	Amount Forfeited	Date Disbursed	Recipient	Amount Disbursed
04-0858		\$6,853.04	4/12/2005	CDA DA OFFICE GENERAL FUND HAWTHORNE PD	\$68.53 \$685.30 \$1,644.73 \$4,454.48
04-0860		\$5,328.67	4/12/2005	CDA DA OFFICE GENERAL FUND LOS ANGELES PD	\$53.29 \$532.87 \$1,278.88 \$3,463.63
04-0861	BA273082	\$1,494.65	6/30/2005	CDA DA OFFICE GENERAL FUND LOS ANGELES PD	\$14.95 \$149.46 \$358.71 \$971.53
04-0862		\$1,379.08	5/19/2005	CDA DA OFFICE GENERAL FUND LOS ANGELES PD	\$13.79 \$137.91 \$330.98 \$896.40
04-0863		\$1,050.71	5/19/2005	CDA DA OFFICE GENERAL FUND LOS ANGELES PD	\$10.51 \$105.07 \$252.17 \$682.96
04-0864		\$13,776.76	5/19/2005	CDA DA OFFICE GENERAL FUND LOS ANGELES PD	\$137.77 \$1,377.68 \$3,306.42 \$8,954.89
04-0865	BS093666	\$20,188.68	12/22/2005	CDA DA OFFICE GENERAL FUND LOS ANGELES CO SO	\$201.89 \$2,018.87 \$4,845.28 \$13,122.64
04-0866	KA068270	\$1,361.47	4/12/2005	CDA DA OFFICE EL MONTE PD GENERAL FUND	\$13.62 \$136.15 \$884.95 \$326.75
04-0870		\$895.81	9/6/2005	CDA DA OFFICE GENERAL FUND	\$8.96 \$89.59 \$214.99 \$582.27
04-0871		\$10,083.77	5/19/2005	CDA	\$100.84



State of California
ASSET FORFEITURE REPORT - 2005

Table 3

Admin Number	Docket Number	Amount Forfeited	Date Disbursed	Recipient	Amount Disbursed
				DA OFFICE	\$1,008.38
				GENERAL FUND	\$2,420.10
				PASADENA PD	\$6,554.45
04-0872		\$10,121.89	6/30/2005		
				CDA A	\$101.22
				DA OFFICE	\$1,012.20
				GENERAL FUND	\$2,429.25
				PASADENA PD	\$6,579.22
04-0873	BA272763	\$2,713.28	4/12/2005		
				CDA A	\$27.13
				DA OFFICE	\$271.33
				GENERAL FUND	\$651.19
				LOS ANGELES PD	\$1,763.63
04-0874		\$2,287.87	5/19/2005		
				CDA A	\$22.88
				DA OFFICE	\$228.79
				GENERAL FUND	\$549.09
				LOS ANGELES PD	\$1,487.11
04-0875		\$465.40	5/19/2005		
				ANAHEIM PD	\$302.51
				CDA A	\$4.65
				DA OFFICE	\$46.55
				GENERAL FUND	\$111.69
04-0878		\$1,716.90	5/19/2005		
				CDA A	\$17.17
				DA OFFICE	\$171.69
				GENERAL FUND	\$412.06
				POMONA PD	\$1,115.98
04-0879		\$483.63	5/19/2005		
				CDA A	\$4.84
				DA OFFICE	\$48.36
				GENERAL FUND	\$116.07
				LOS ANGELES PD	\$314.36
04-0880	BA272774	\$554.13	6/1/2005		
				CDA A	\$5.54
				DA OFFICE	\$55.42
				GENERAL FUND	\$132.99
				LOS ANGELES PD	\$360.18
04-0881		\$1,096.04	5/19/2005		
				CDA A	\$10.96
				DA OFFICE	\$109.61
				GENERAL FUND	\$263.05
				LOS ANGELES PD	\$712.42
04-0882		\$568.23	8/1/2005		
				CDA A	\$5.68
				DA OFFICE	\$56.83
				GENERAL FUND	\$136.37



State of California
ASSET FORFEITURE REPORT - 2005

Table 3

Admin Number	Docket Number	Amount Forfeited	Date Disbursed	Recipient	Amount Disbursed
04-0883		\$791.88	5/19/2005	LOS ANGELES PD	\$369.35
				CDA	\$7.92
				DA OFFICE	\$79.19
				GENERAL FUND	\$190.05
04-0884		\$737.79	8/1/2005	LOS ANGELES PD	\$514.72
				CDA	\$7.38
				CHP-SOUTHERN DIV	\$479.56
				DA OFFICE	\$73.78
				GENERAL FUND	\$177.07
04-0887		\$1,939.77	2/11/2005		
				CDA	\$19.40
				DA OFFICE	\$193.98
				GENERAL FUND	\$465.54
04-0888		\$15,052.56	3/10/2005	LOS ANGELES CO SO	\$1,260.85
				CDA	\$150.53
				DA OFFICE	\$1,505.26
				GENERAL FUND	\$3,612.61
				LOS ANGELES CO SO	\$9,784.16
04-0890		\$1,486.19	5/19/2005		
				CDA	\$14.86
				DA OFFICE	\$148.63
				EL MONTE PD	\$966.02
				GENERAL FUND	\$356.68
04-0892		\$3,575.44	4/12/2005		
				CDA	\$35.75
				DA OFFICE	\$357.54
				GENERAL FUND	\$858.11
04-0893	KA067986	\$1,052.06	5/19/2005	LOS ANGELES CO SO	\$2,324.04
				CDA	\$10.52
				DA OFFICE	\$105.21
				GENERAL FUND	\$252.49
				POMONA PD	\$683.84
04-0897		\$2,386.31	4/12/2005		
				CDA	\$23.86
				DA OFFICE	\$238.64
				EL MONTE PD	\$1,551.10
				GENERAL FUND	\$572.71
04-0898		\$638.52	4/12/2005		
				CDA	\$6.39
				DA OFFICE	\$63.85
				GENERAL FUND	\$153.24
				TF LOS ANGELES-LA IMPACT	\$415.04



State of California
ASSET FORFEITURE REPORT - 2005

Table 3

Admin Number	Docket Number	Amount Forfeited	Date Disbursed	Recipient	Amount Disbursed
04-0899		\$541.02	5/19/2005	CDA DA OFFICE GENERAL FUND LOS ANGELES PD	\$5.41 \$54.11 \$129.84 \$351.66
04-0900		\$1,134.94	9/6/2005	CDA DA OFFICE GENERAL FUND LOS ANGELES PD	\$11.35 \$113.49 \$272.39 \$737.71
04-0901	KA068494	\$794.93	6/21/2005	CA DOJ-BNE ORANGE CDA DA OFFICE GENERAL FUND	\$516.70 \$7.95 \$79.50 \$190.78
04-0903		\$2,418.31	9/6/2005	CDA DA OFFICE GENERAL FUND LOS ANGELES PD	\$24.18 \$241.84 \$580.39 \$1,571.90
04-0904	TA067266	\$679.18	10/11/2005	CDA DA OFFICE GENERAL FUND LOS ANGELES PD	\$6.79 \$67.93 \$163.00 \$441.46
04-0905		\$1,524.95	4/12/2005	CDA DA OFFICE DOWNEY PD GENERAL FUND	\$15.25 \$152.49 \$991.22 \$365.99
04-0906	BS093901	\$28,109.41	3/10/2005	CDA DA OFFICE GENERAL FUND LOS ANGELES CO SO	\$281.09 \$2,810.95 \$6,746.26 \$18,271.11
04-0908		\$8,128.09	9/6/2005	CDA DA OFFICE GENERAL FUND LOS ANGELES CO SO	\$81.28 \$812.81 \$1,950.74 \$5,283.26
04-0909		\$715.28	5/19/2005	CDA DA OFFICE GENERAL FUND LOS ANGELES PD	\$7.15 \$71.53 \$171.67 \$464.93
04-0911		\$1,264.60	4/12/2005	CDA	\$12.65



State of California
ASSET FORFEITURE REPORT - 2005

Table 3

Admin Number	Docket Number	Amount Forfeited	Date Disbursed	Recipient	Amount Disbursed
				DA OFFICE	\$126.46
				GENERAL FUND	\$303.50
				WHITTIER PD	\$821.99
04-0912		\$1,351.38	4/12/2005		
				CDA A	\$13.52
				DA OFFICE	\$135.13
				GENERAL FUND	\$324.33
				REDONDO BEACH PD	\$878.40
04-0913		\$2,157.34	3/10/2005		
				CDA A	\$21.57
				DA OFFICE	\$215.74
				GENERAL FUND	\$517.76
				LOS ANGELES CO SO	\$1,402.27
04-0914		\$2,227.37	5/19/2005		
				CDA A	\$22.27
				DA OFFICE	\$222.74
				GENERAL FUND	\$534.57
				LOS ANGELES CO SO	\$1,447.79
04-0915	GA059235	\$880.60	5/20/2005		
				CDA A	\$8.81
				DA OFFICE	\$88.06
				GENERAL FUND	\$211.34
				LOS ANGELES CO SO	\$572.39
04-0916		\$993.55	8/1/2005		
				CDA A	\$9.94
				DA OFFICE	\$99.36
				GENERAL FUND	\$238.45
				LOS ANGELES PD	\$645.80
04-0918	TA076782	\$2,605.77	6/30/2005		
				CDA A	\$26.06
				DA OFFICE	\$260.58
				GENERAL FUND	\$625.38
				LOS ANGELES CO SO	\$1,693.75
04-0919		\$15,856.15	4/12/2005		
				CDA A	\$158.56
				CHP-SOUTHERN DIV	\$10,306.49
				DA OFFICE	\$1,585.63
				GENERAL FUND	\$3,805.47
04-0920		\$7,081.03	8/1/2005		
				CDA A	\$70.81
				DA OFFICE	\$708.10
				GENERAL FUND	\$1,699.45
				HAWTHORNE PD	\$4,602.67
04-0921	BS094364	\$69,163.74	3/16/2005		
				CDA A	\$691.64
				DA OFFICE	\$6,916.37
				GENERAL FUND	\$16,599.30



State of California
ASSET FORFEITURE REPORT - 2005

Table 3

Admin Number	Docket Number	Amount Forfeited	Date Disbursed	Recipient	Amount Disbursed
04-0924	BS093902	\$50,962.77	4/28/2005	SAN BERNARDINO CO SO	\$44,956.43
				CDA A	\$509.63
				DA OFFICE	\$5,096.27
				GENERAL FUND	\$12,231.07
04-0925		\$1,005.08	4/12/2005	LOS ANGELES CO SO	\$33,125.80
				CDA A	\$10.05
				CHP-SOUTHERN DIV	\$653.31
				DA OFFICE	\$100.50
				GENERAL FUND	\$241.22
04-0926		\$535.92	4/12/2005		
				CDA A	\$5.36
				CHP-SOUTHERN DIV	\$348.35
				DA OFFICE	\$53.59
				GENERAL FUND	\$128.62
04-0927		\$7,141.60	6/1/2005		
				CDA A	\$71.42
				DA OFFICE	\$714.16
				GENERAL FUND	\$1,713.98
				SOUTH GATE PD	\$4,642.04
04-0928		\$4,148.01	5/20/2005		
				CDA A	\$41.48
				DA OFFICE	\$414.81
				GENERAL FUND	\$995.52
				LOS ANGELES CO SO	\$2,696.20
04-0929	GA059366	\$4,695.47	9/6/2005		
				CDA A	\$46.95
				DA OFFICE	\$469.56
				GENERAL FUND	\$1,126.91
				LOS ANGELES CO SO	\$3,052.05
04-0930	NA063506	\$691.20	7/28/2005		
				CDA A	\$6.91
				DA OFFICE	\$69.13
				GENERAL FUND	\$165.89
				LOS ANGELES PD	\$449.27
04-0932		\$961.10	6/1/2005		
				CDA A	\$9.61
				DA OFFICE	\$96.12
				GENERAL FUND	\$230.66
				LOS ANGELES PD	\$624.71
04-0933		\$4,518.15	8/1/2005		
				CDA A	\$45.18
				DA OFFICE	\$451.82
				GENERAL FUND	\$1,084.35
				LOS ANGELES CO SO	\$2,936.80



State of California
ASSET FORFEITURE REPORT - 2005

Table 3

Admin Number	Docket Number	Amount Forfeited	Date Disbursed	Recipient	Amount Disbursed
04-0934		\$973.87	4/12/2005	CDA DA OFFICE GENERAL FUND REDONDO BEACH PD	\$9.74 \$97.39 \$233.73 \$633.01
04-0936		\$663.77	5/19/2005	CDA DA OFFICE GENERAL FUND LOS ANGELES PD	\$6.64 \$66.38 \$159.30 \$431.45
04-0937	BA273681	\$1,695.85	3/22/2005	CDA DA OFFICE GENERAL FUND LOS ANGELES PD	\$16.96 \$169.58 \$407.00 \$1,102.31
04-0938		\$1,452.04	8/1/2005	CDA DA OFFICE GENERAL FUND LOS ANGELES PD	\$14.52 \$145.20 \$348.49 \$943.83
04-0939		\$572.78	5/19/2005	CDA DA OFFICE GENERAL FUND LOS ANGELES PD	\$5.73 \$57.27 \$137.47 \$372.31
04-0941		\$4,902.23	8/1/2005	CDA DA OFFICE GENERAL FUND REDONDO BEACH PD	\$49.02 \$490.23 \$1,176.53 \$3,186.45
04-0942		\$3,672.81	5/19/2005	CDA DA OFFICE GENERAL FUND LOS ANGELES PD	\$36.73 \$367.28 \$881.47 \$2,387.33
04-0943	BA273562	\$3,531.37	3/28/2005	CDA DA OFFICE GENERAL FUND LOS ANGELES PD	\$35.31 \$353.14 \$847.53 \$2,295.39
04-0944		\$594.59	8/1/2005	CDA DA OFFICE GENERAL FUND LOS ANGELES PD	\$5.95 \$59.46 \$142.70 \$386.48
04-0945	GA059252	\$1,311.14	8/10/2005	CDA	\$13.12



State of California
ASSET FORFEITURE REPORT - 2005

Table 3

Admin Number	Docket Number	Amount Forfeited	Date Disbursed	Recipient	Amount Disbursed
				DA OFFICE	\$131.11
				GENERAL FUND	\$314.67
				PASADENA PD	\$852.24
04-0946		\$1,582.35	4/12/2005		
				CDA A	\$15.82
				COVINA PD	\$1,028.53
				DA OFFICE	\$158.24
				GENERAL FUND	\$379.76
04-0947		\$2,129.04	5/19/2005		
				CDA A	\$21.29
				CULVER CITY PD	\$1,383.88
				DA OFFICE	\$212.90
				GENERAL FUND	\$510.97
04-0948		\$3,910.44	5/19/2005		
				CDA A	\$39.11
				DA OFFICE	\$391.05
				GENERAL FUND	\$938.50
				LOS ANGELES CO SO	\$2,541.78
04-0949		\$2,497.35	4/14/2005		
				CDA A	\$24.97
				DA OFFICE	\$249.74
				GENERAL FUND	\$599.36
				LOS ANGELES CO SO	\$1,623.28
04-0950		\$3,436.29	5/19/2005		
				CDA A	\$34.36
				DA OFFICE	\$343.64
				GENERAL FUND	\$824.71
				LOS ANGELES PD	\$2,233.58
04-0951	BA273941	\$1,693.89	9/27/2005		
				CDA A	\$16.94
				DA OFFICE	\$169.39
				GENERAL FUND	\$406.53
				LOS ANGELES PD	\$1,101.03
04-0952		\$3,515.80	5/19/2005		
				CDA A	\$35.16
				DA OFFICE	\$351.58
				GENERAL FUND	\$843.79
				LOS ANGELES PD	\$2,285.27
04-0953	BA274136	\$716.32	6/1/2005		
				CDA A	\$7.16
				DA OFFICE	\$71.64
				GENERAL FUND	\$171.92
				LOS ANGELES PD	\$465.60
04-0956	BA274047	\$483.62	6/1/2005		
				CDA A	\$4.84
				DA OFFICE	\$48.36
				GENERAL FUND	\$116.07



State of California
ASSET FORFEITURE REPORT - 2005

Table 3

Admin Number	Docket Number	Amount Forfeited	Date Disbursed	Recipient	Amount Disbursed
04-0957		\$5,261.08	5/19/2005	LOS ANGELES PD	\$314.35
				CDA A	\$52.61
				DA OFFICE	\$526.11
				GENERAL FUND	\$1,262.66
04-0958		\$5,102.05	5/19/2005	LOS ANGELES PD	\$3,419.70
				CDA A	\$51.02
				DA OFFICE	\$510.21
				GENERAL FUND	\$1,224.49
04-0959		\$3,464.31	6/1/2005	LOS ANGELES PD	\$3,316.33
				CDA A	\$34.64
				DA OFFICE	\$346.44
				GENERAL FUND	\$831.43
04-0960		\$2,492.04	4/14/2005	LOS ANGELES PD	\$2,251.80
				CDA A	\$24.92
				DA OFFICE	\$249.21
				GENERAL FUND	\$598.09
04-0962		\$4,583.61	3/10/2005	LOS ANGELES CO SO	\$1,619.82
				CDA A	\$45.84
				DA OFFICE	\$458.37
				GENERAL FUND	\$1,100.06
04-0963		\$1,128.15	4/14/2005	LOS ANGELES CO SO	\$2,979.34
				CDA A	\$11.28
				DA OFFICE	\$112.81
				GENERAL FUND	\$270.76
04-0964		\$5,024.18	5/19/2005	LOS ANGELES CO SO	\$733.30
				CDA A	\$50.24
				DA OFFICE	\$502.42
				GENERAL FUND	\$1,205.80
04-0965	BS093903	\$32,189.78	3/16/2005	HAWTHORNE PD	\$3,265.72
				CDA A	\$321.90
				DA OFFICE	\$3,218.98
				GENERAL FUND	\$7,725.55
04-0966	BS094029	\$136,682.59	9/19/2005	HAWTHORNE PD	\$20,923.35
				CDA A	\$1,366.83
				DA OFFICE	\$13,668.26
				GENERAL FUND	\$32,803.82
				LOS ANGELES CO SO	\$88,843.68



State of California
ASSET FORFEITURE REPORT - 2005

Table 3

Admin Number	Docket Number	Amount Forfeited	Date Disbursed	Recipient	Amount Disbursed
04-0967		\$6,786.95	4/14/2005	CDA DA OFFICE GENERAL FUND LOS ANGELES CO SO	\$67.87 \$678.69 \$1,628.87 \$4,411.52
04-0968	BS094839	\$108,680.15	6/30/2005	CDA DA OFFICE GENERAL FUND LOS ANGELES CO SO	\$1,086.80 \$10,868.01 \$26,083.24 \$70,642.10
04-0969	BS094030	\$55,425.22	4/28/2005	CDA DA OFFICE GENERAL FUND LOS ANGELES CO SO	\$554.25 \$5,542.53 \$13,302.05 \$36,026.39
04-0970		\$4,025.39	6/1/2005	CDA DA OFFICE GENERAL FUND LOS ANGELES PD	\$40.26 \$402.54 \$966.09 \$2,616.50
04-0972	LA047479	\$934.93	3/22/2005	CDA DA OFFICE GENERAL FUND LOS ANGELES PD	\$9.35 \$93.50 \$224.38 \$607.70
04-0973	GA059519	\$1,497.39	12/1/2005	ALHAMBRA PD CDA DA OFFICE GENERAL FUND	\$973.30 \$14.97 \$149.75 \$359.37
04-0974		\$1,080.17	5/19/2005	CDA DA OFFICE GENERAL FUND LOS ANGELES CO SO	\$10.80 \$108.02 \$259.24 \$702.11
04-0976		\$639.85	6/1/2005	CDA DA OFFICE GENERAL FUND LOS ANGELES PD	\$6.40 \$63.99 \$153.56 \$415.90
04-0977		\$929.65	8/1/2005	CDA DA OFFICE GENERAL FUND LOS ANGELES PD	\$9.30 \$92.97 \$223.11 \$604.27
04-0979		\$6,486.81	8/1/2005	CDA	\$64.87



State of California
ASSET FORFEITURE REPORT - 2005

Table 3

Admin Number	Docket Number	Amount Forfeited	Date Disbursed	Recipient	Amount Disbursed
				DA OFFICE	\$648.68
				GENERAL FUND	\$1,556.83
				LOS ANGELES PD	\$4,216.43
04-0980		\$720.18	8/1/2005		
				CDA A	\$7.20
				DA OFFICE	\$72.03
				GENERAL FUND	\$172.84
				LOS ANGELES PD	\$468.11
04-0981		\$15,391.90	4/14/2005		
				CDA A	\$153.92
				DA OFFICE	\$1,539.18
				GENERAL FUND	\$3,694.06
				LOS ANGELES CO SO	\$10,004.74
04-0982	SA054561	\$532.19	6/30/2005		
				CDA A	\$5.32
				DA OFFICE	\$53.22
				GENERAL FUND	\$127.73
				LOS ANGELES PD	\$345.92
04-0983		\$3,284.42	6/1/2005		
				CDA A	\$32.85
				DA OFFICE	\$328.44
				GENERAL FUND	\$788.26
				LOS ANGELES PD	\$2,134.87
04-0984	BA274714	\$417.95	6/1/2005		
				CDA A	\$4.18
				DA OFFICE	\$41.79
				GENERAL FUND	\$100.31
				LOS ANGELES PD	\$271.67
04-0986		\$3,872.73	5/19/2005		
				CDA A	\$38.73
				CULVER CITY PD	\$2,517.27
				DA OFFICE	\$387.28
				GENERAL FUND	\$929.45
04-0987		\$4,018.49	5/19/2005		
				CDA A	\$40.19
				DA OFFICE	\$401.84
				GENERAL FUND	\$964.44
				LOS ANGELES CO SO	\$2,612.02
04-0988		\$18,910.58	11/14/2005		
				CDA A	\$189.11
				DA OFFICE	\$1,891.06
				GENERAL FUND	\$4,538.54
				LOS ANGELES CO SO	\$12,291.87
04-0989		\$866.17	5/19/2005		
				CDA A	\$8.66
				DA OFFICE	\$86.62
				GENERAL FUND	\$207.88



State of California
ASSET FORFEITURE REPORT - 2005

Table 3

Admin Number	Docket Number	Amount Forfeited	Date Disbursed	Recipient	Amount Disbursed
04-0990		\$2,316.04	5/19/2005	LOS ANGELES PD	\$563.01
				CDA A	\$23.16
				DA OFFICE	\$231.61
				GENERAL FUND	\$555.85
				LOS ANGELES PD	\$1,505.42
04-0991	BA274687	\$418.08	4/14/2005		
				CDA A	\$4.18
				DA OFFICE	\$41.81
				GENERAL FUND	\$100.34
				LOS ANGELES PD	\$271.75
04-0992		\$1,196.29	4/14/2005		
				CDA A	\$11.96
				DA OFFICE	\$119.63
				GENERAL FUND	\$287.11
				TORRANCE PD	\$777.59
04-0993		\$800.38	6/1/2005		
				CDA A	\$8.01
				DA OFFICE	\$80.03
				GENERAL FUND	\$192.09
				ORANGE CO SO	\$520.25
04-0994	VA086100	\$13,313.11	4/28/2005		
				CDA A	\$133.13
				DA OFFICE	\$1,331.31
				EL MONTE PD	\$8,653.52
				GENERAL FUND	\$3,195.15
04-0995		\$820.77	5/19/2005		
				CDA A	\$8.21
				DA OFFICE	\$82.08
				GENERAL FUND	\$196.98
				SOUTH GATE PD	\$533.50
04-0996		\$19,178.99	8/1/2005		
				CDA A	\$191.79
				DA OFFICE	\$1,917.90
				GENERAL FUND	\$4,602.96
				HAWTHORNE PD	\$12,466.34
04-0997		\$3,534.98	6/1/2005		
				CDA A	\$35.35
				DA OFFICE	\$353.50
				GENERAL FUND	\$848.39
				SOUTH GATE PD	\$2,297.74
04-0998		\$1,656.95	5/19/2005		
				CDA A	\$16.57
				DA OFFICE	\$165.70
				GENERAL FUND	\$397.67
				LOS ANGELES PD	\$1,077.01



State of California
ASSET FORFEITURE REPORT - 2005

Table 3

Admin Number	Docket Number	Amount Forfeited	Date Disbursed	Recipient	Amount Disbursed
04-0999		\$1,389.67	5/19/2005	CDA DA OFFICE GENERAL FUND LOS ANGELES PD	\$13.90 \$138.97 \$333.52 \$903.28
04-1000	SA054706	\$2,315.96	8/10/2005	BEVERLY HILLS PD CDA DA OFFICE GENERAL FUND	\$1,505.37 \$23.16 \$231.60 \$555.83
04-1001		\$5,630.07	6/1/2005	CDA DA OFFICE GENERAL FUND LOS ANGELES PD	\$56.30 \$563.02 \$1,351.21 \$3,659.54
04-1002	SA053765	\$245.27	10/11/2005	CDA DA OFFICE EL SEGUNDO PD GENERAL FUND	\$2.45 \$24.54 \$159.42 \$58.86
04-1003		\$1,093.25	5/19/2005	CDA DA OFFICE GENERAL FUND LOS ANGELES PD	\$10.93 \$109.33 \$262.38 \$710.61
04-1004	BS094368	\$187,989.64	3/16/2005	CDA DA OFFICE GENERAL FUND LOS ANGELES CO SO	\$1,879.90 \$18,798.93 \$45,117.51 \$122,193.30
04-1005	BS094363	\$35,716.50	6/30/2005	CDA DA OFFICE GENERAL FUND LOS ANGELES CO SO	\$357.17 \$3,571.64 \$8,571.96 \$23,215.73
04-1006		\$622.00	5/19/2005	CDA DA OFFICE GENERAL FUND LOS ANGELES PD	\$6.22 \$62.20 \$149.28 \$404.30
04-1008		\$5,984.65	6/1/2005	CDA DA OFFICE GENERAL FUND LOS ANGELES PD	\$59.85 \$598.47 \$1,436.31 \$3,890.02
04-1009	la047632	\$3,890.94	3/16/2005	CDA	\$38.91



State of California
ASSET FORFEITURE REPORT - 2005

Table 3

Admin Number	Docket Number	Amount Forfeited	Date Disbursed	Recipient	Amount Disbursed
				DA OFFICE	\$389.10
				GENERAL FUND	\$933.82
				LOS ANGELES PD	\$2,529.11
04-1010		\$1,716.61	6/1/2005		
				CDA A	\$17.17
				DA OFFICE	\$171.67
				GENERAL FUND	\$411.98
				LOS ANGELES PD	\$1,115.79
04-1011		\$7,516.70	8/1/2005		
				CDA A	\$75.17
				DA OFFICE	\$751.67
				GENERAL FUND	\$1,804.01
				LOS ANGELES PD	\$4,885.85
04-1012	LA047574	\$1,546.11	7/28/2005		
				CDA A	\$15.46
				DA OFFICE	\$154.62
				GENERAL FUND	\$371.06
				LOS ANGELES PD	\$1,004.97
04-1013		\$490.39	5/19/2005		
				CDA A	\$4.90
				DA OFFICE	\$49.04
				GENERAL FUND	\$117.70
				LOS ANGELES PD	\$318.75
04-1016		\$728.82	4/14/2005		
				CDA A	\$7.29
				DA OFFICE	\$72.88
				EL MONTE PD	\$473.73
				GENERAL FUND	\$174.92
04-1018	BS094362	\$40,197.01	3/16/2005		
				CDA A	\$401.97
				DA OFFICE	\$4,019.70
				GENERAL FUND	\$9,647.28
				LOS ANGELES CO SO	\$26,128.06
04-1019	BA271496	\$599.01	9/30/2005		
				CDA A	\$5.99
				DA OFFICE	\$59.91
				GENERAL FUND	\$143.76
				LOS ANGELES PD	\$389.35
04-1020	BA275692	\$415.37	5/19/2005		
				CDA A	\$4.15
				DA OFFICE	\$41.54
				GENERAL FUND	\$99.69
				LOS ANGELES PD	\$269.99
04-1022		\$504.88	6/1/2005		
				CDA A	\$5.05
				DA OFFICE	\$50.49
				GENERAL FUND	\$121.17



State of California
ASSET FORFEITURE REPORT - 2005

Table 3

Admin Number	Docket Number	Amount Forfeited	Date Disbursed	Recipient	Amount Disbursed
04-1023		\$1,071.04	6/1/2005	LOS ANGELES PD	\$328.17
				CDA	\$10.71
				DA OFFICE	\$107.10
				GENERAL FUND	\$257.05
				LOS ANGELES PD	\$696.18
04-1024		\$537.94	8/1/2005		
				CDA	\$5.38
				DA OFFICE	\$53.80
				GENERAL FUND	\$129.10
				LOS ANGELES PD	\$349.66
04-1026		\$1,083.75	8/1/2005		
				CDA	\$10.84
				DA OFFICE	\$108.37
				GENERAL FUND	\$260.10
				LOS ANGELES PD	\$704.44
04-1027		\$570.27	8/19/2005		
				CDA	\$5.70
				DA OFFICE	\$57.04
				GENERAL FUND	\$136.86
				LOS ANGELES PD	\$370.67
04-1028		\$3,584.10	6/1/2005		
				CDA	\$35.84
				DA OFFICE	\$358.42
				GENERAL FUND	\$860.18
				LOS ANGELES PD	\$2,329.66
04-1031		\$5,182.33	8/10/2005		
				CDA	\$51.82
				DA OFFICE	\$518.23
				GENERAL FUND	\$1,243.76
				LOS ANGELES CO SO	\$3,368.52
04-1032	BA275654	\$4,157.95	6/30/2005		
				CDA	\$41.58
				DA OFFICE	\$415.79
				GENERAL FUND	\$997.91
				LOS ANGELES PD	\$2,702.67
04-1033		\$9,843.18	8/19/2005		
				CDA	\$98.43
				DA OFFICE	\$984.32
				GENERAL FUND	\$2,362.36
				LOS ANGELES PD	\$6,398.07
04-1034	GA059698	\$850.98	2/11/2005		
				CDA	\$8.51
				DA OFFICE	\$85.10
				GENERAL FUND	\$204.23
				PASADENA PD	\$553.14



State of California
ASSET FORFEITURE REPORT - 2005

Table 3

Admin Number	Docket Number	Amount Forfeited	Date Disbursed	Recipient	Amount Disbursed
04-1035	GA059862	\$1,524.48	2/11/2005	CDA	\$15.25
				DA OFFICE	\$152.45
				GENERAL FUND	\$365.87
				PASADENA PD	\$990.91
04-1036		\$7,986.84	4/28/2005	CDA	\$79.87
				DA OFFICE	\$798.68
				EL MONTE PD	\$5,191.45
				GENERAL FUND	\$1,916.84
05-0001	BS094365	\$31,259.30	6/21/2005	CDA	\$312.59
				DA OFFICE	\$3,125.94
				DOWNEY PD	\$20,318.54
				GENERAL FUND	\$7,502.23
05-0005	BA275892	\$1,891.52	7/28/2005	CDA	\$18.92
				DA OFFICE	\$189.15
				GENERAL FUND	\$453.96
				LOS ANGELES PD	\$1,229.49
05-0007		\$4,993.01	4/28/2005	CDA	\$49.93
				DA OFFICE	\$499.31
				GENERAL FUND	\$1,198.32
				LOS ANGELES CO SO	\$3,245.45
05-0008	VA086552	\$1,576.08	7/28/2005	CDA	\$15.76
				DA OFFICE	\$157.61
				GENERAL FUND	\$378.26
				LOS ANGELES CO SO	\$1,024.45
05-0010		\$1,094.13	6/1/2005	CDA	\$10.94
				DA OFFICE	\$109.42
				GENERAL FUND	\$262.59
				LOS ANGELES PD	\$711.18
05-0011	BA276066	\$1,844.22	6/30/2005	CDA	\$18.44
				DA OFFICE	\$184.43
				GENERAL FUND	\$442.61
				LOS ANGELES PD	\$1,198.74
05-0012		\$1,061.30	4/28/2005	CDA	\$10.61
				DA OFFICE	\$106.14
				GENERAL FUND	\$254.71
				LOS ANGELES PD	\$689.84
05-0013		\$1,322.45	6/1/2005	CDA	\$13.23



State of California
ASSET FORFEITURE REPORT - 2005

Table 3

Admin Number	Docket Number	Amount Forfeited	Date Disbursed	Recipient	Amount Disbursed
				DA OFFICE	\$132.24
				GENERAL FUND	\$317.39
				LOS ANGELES PD	\$859.59
05-0014		\$5,034.21	6/1/2005		
				CDA A	\$50.34
				DA OFFICE	\$503.43
				GENERAL FUND	\$1,208.21
				LOS ANGELES PD	\$3,272.23
05-0015		\$1,017.75	6/1/2005		
				CDA A	\$10.18
				DA OFFICE	\$101.78
				GENERAL FUND	\$244.26
				LOS ANGELES PD	\$661.53
05-0017		\$1,712.27	8/1/2005		
				CDA A	\$17.12
				DA OFFICE	\$171.24
				GENERAL FUND	\$410.94
				HAWTHORNE PD	\$1,112.97
05-0018	BA275586	\$388.47	4/28/2005		
				CDA A	\$3.89
				DA OFFICE	\$38.85
				GENERAL FUND	\$93.23
				LOS ANGELES PD	\$252.50
05-0019		\$3,635.80	4/28/2005		
				CDA A	\$36.36
				DA OFFICE	\$363.58
				GENERAL FUND	\$872.59
				LOS ANGELES CO SO	\$2,363.27
05-0020		\$5,069.23	4/28/2005		
				CDA A	\$50.69
				DA OFFICE	\$506.93
				GENERAL FUND	\$1,216.61
				LOS ANGELES CO SO	\$3,295.00
05-0022		\$1,014.56	6/1/2005		
				CDA A	\$10.15
				DA OFFICE	\$101.46
				GENERAL FUND	\$243.49
				GLENDALE PD	\$659.46
05-0023	GA059820	\$752.32	4/28/2005		
				CDA A	\$7.52
				DA OFFICE	\$75.23
				GENERAL FUND	\$180.56
				MONROVIA PD	\$489.01
05-0024	VA086705	\$1,648.25	8/1/2005		
				CDA A	\$16.48
				DA OFFICE	\$164.83
				DOWNEY PD	\$1,071.36



State of California
ASSET FORFEITURE REPORT - 2005

Table 3

Admin Number	Docket Number	Amount Forfeited	Date Disbursed	Recipient	Amount Disbursed
05-0025	BS094366	\$105,266.95	3/22/2005	GENERAL FUND	\$395.58
				CDA A	\$1,052.67
				DA OFFICE	\$10,526.71
				GENERAL FUND	\$25,264.06
				LOS ANGELES PD	\$68,423.51
05-0026	MA030592	\$679.88	4/28/2005		
				CDA A	\$6.80
				DA OFFICE	\$67.99
				GENERAL FUND	\$163.17
				POMONA PD	\$441.92
05-0028		\$707.16	8/1/2005		
				CDA A	\$7.07
				DA OFFICE	\$70.72
				GENERAL FUND	\$169.72
				LOS ANGELES PD	\$459.65
05-0029	TA077217	\$7,007.60	6/30/2005		
				CDA A	\$70.08
				DA OFFICE	\$700.76
				GENERAL FUND	\$1,681.82
				LOS ANGELES PD	\$4,554.94
05-0031		\$5,009.71	8/10/2005		
				CDA A	\$50.10
				DA OFFICE	\$500.98
				GENERAL FUND	\$1,202.33
				PASADENA PD	\$3,256.30
05-0032	SA054957	\$374.21	5/20/2005		
				CDA A	\$3.74
				CULVER CITY PD	\$243.24
				DA OFFICE	\$37.42
				GENERAL FUND	\$89.81
05-0033	BA276376	\$17,729.48	9/27/2005		
				ALHAMBRA PD	\$11,524.17
				CDA A	\$177.29
				DA OFFICE	\$1,772.94
				GENERAL FUND	\$4,255.08
05-0034		\$1,485.41	8/19/2005		
				ALHAMBRA PD	\$965.52
				CDA A	\$14.86
				DA OFFICE	\$148.53
				GENERAL FUND	\$356.50
05-0035		\$3,053.77	4/28/2005		
				CDA A	\$30.54
				DA OFFICE	\$305.38
				GENERAL FUND	\$732.90
				LOS ANGELES CO SO	\$1,984.95



State of California
ASSET FORFEITURE REPORT - 2005

Table 3

Admin Number	Docket Number	Amount Forfeited	Date Disbursed	Recipient	Amount Disbursed
05-0036		\$1,528.75	11/14/2005	CDA DA OFFICE GENERAL FUND LOS ANGELES PD	\$15.29 \$152.88 \$366.90 \$993.68
05-0037		\$840.29	8/1/2005	CDA DA OFFICE GENERAL FUND LOS ANGELES PD	\$8.40 \$84.03 \$201.67 \$546.19
05-0038		\$523.73	8/10/2005	CDA DA OFFICE GENERAL FUND LOS ANGELES PD	\$5.24 \$52.38 \$125.69 \$340.42
05-0039		\$497.50	8/10/2005	CDA DA OFFICE GENERAL FUND LOS ANGELES PD	\$4.98 \$49.75 \$119.40 \$323.37
05-0040		\$2,239.72	8/10/2005	CDA DA OFFICE GENERAL FUND LOS ANGELES PD	\$22.40 \$223.97 \$537.53 \$1,455.82
05-0042	KA048860	\$1,987.26	7/28/2005	AZUSA PD CDA DA OFFICE GENERAL FUND	\$1,291.72 \$19.87 \$198.73 \$476.94
05-0043	LA047942	\$10,011.08	4/12/2005	CDA DA OFFICE GENERAL FUND LOS ANGELES CO SO	\$100.11 \$1,001.11 \$2,402.66 \$6,507.20
05-0044		\$16,321.40	4/28/2005	CDA DA OFFICE GENERAL FUND LOS ANGELES CO SO	\$163.21 \$1,632.14 \$3,917.14 \$10,608.91
05-0045	BS094840	\$26,354.11	12/1/2005	CDA DA OFFICE GENERAL FUND LOS ANGELES CO SO	\$263.54 \$2,635.41 \$6,324.99 \$17,130.17
05-0046	ba275584	\$1,284.26	5/19/2005	CDA	\$12.85



State of California
ASSET FORFEITURE REPORT - 2005

Table 3

Admin Number	Docket Number	Amount Forfeited	Date Disbursed	Recipient	Amount Disbursed
				DA OFFICE	\$128.42
				GENERAL FUND	\$308.22
				LOS ANGELES PD	\$834.77
05-0047		\$786.50	8/10/2005		
				CDA A	\$7.86
				DA OFFICE	\$78.66
				GENERAL FUND	\$188.76
				LOS ANGELES PD	\$511.22
05-0048	BA215608	\$2,323.25	9/6/2005		
				CDA A	\$23.23
				DA OFFICE	\$232.34
				GENERAL FUND	\$557.57
				LOS ANGELES PD	\$1,510.11
05-0049		\$1,195.60	8/10/2005		
				CDA A	\$11.96
				DA OFFICE	\$119.56
				GENERAL FUND	\$286.94
				LOS ANGELES PD	\$777.14
05-0050		\$1,160.97	8/19/2005		
				CDA A	\$11.61
				DA OFFICE	\$116.10
				GENERAL FUND	\$278.63
				LOS ANGELES PD	\$754.63
05-0052		\$5,383.62	8/19/2005		
				CDA A	\$53.84
				DA OFFICE	\$538.36
				GENERAL FUND	\$1,292.07
				LOS ANGELES CO SO	\$3,499.35
05-0053		\$1,167.54	6/1/2005		
				CDA A	\$11.68
				DA OFFICE	\$116.75
				GENERAL FUND	\$280.21
				REDONDO BEACH PD	\$758.90
05-0054		\$882.44	6/1/2005		
				CDA A	\$8.83
				DA OFFICE	\$88.24
				GENERAL FUND	\$211.78
				SOUTH GATE PD	\$573.59
05-0055		\$3,451.52	6/1/2005		
				CDA A	\$34.52
				DA OFFICE	\$345.15
				GENERAL FUND	\$828.36
				SOUTH GATE PD	\$2,243.49
05-0056		\$2,725.78	4/28/2005		
				CDA A	\$27.26
				DA OFFICE	\$272.57
				GENERAL FUND	\$654.19



State of California
ASSET FORFEITURE REPORT - 2005

Table 3

Admin Number	Docket Number	Amount Forfeited	Date Disbursed	Recipient	Amount Disbursed
05-0057		\$760.92	8/10/2005	SOUTH GATE PD	\$1,771.76
				CDA A	\$7.61
				DA OFFICE	\$76.09
				GENERAL FUND	\$182.62
				SOUTH GATE PD	\$494.60
05-0058		\$9,122.42	9/6/2005		
				CDA A	\$91.23
				DA OFFICE	\$912.24
				GENERAL FUND	\$2,189.38
				HAWTHORNE PD	\$5,929.57
05-0060		\$1,289.20	10/21/2005		
				CDA A	\$12.89
				DA OFFICE	\$128.92
				GENERAL FUND	\$309.41
				LOS ANGELES PD	\$837.98
05-0061	BA276824	\$1,019.52	9/30/2005		
				CDA A	\$10.20
				DA OFFICE	\$101.95
				GENERAL FUND	\$244.68
				LOS ANGELES PD	\$662.69
05-0062		\$12,239.34	6/30/2005		
				CDA A	\$122.40
				DA OFFICE	\$1,223.93
				GENERAL FUND	\$2,937.44
				LOS ANGELES PD	\$7,955.57
05-0063	YA060495	\$2,891.87	1/19/2005		
				CDA A	\$28.92
				DA OFFICE	\$289.19
				GARDENA PD	\$1,879.71
				GENERAL FUND	\$694.05
05-0064	NA064193	\$559.86	8/1/2005		
				CDA A	\$5.60
				DA OFFICE	\$55.99
				GENERAL FUND	\$134.36
				LOS ANGELES PD	\$363.91
05-0065		\$9,099.40	8/10/2005		
				CDA A	\$91.00
				DA OFFICE	\$909.93
				GENERAL FUND	\$2,183.86
				HAWTHORNE PD	\$5,914.61
05-0066		\$1,079.92	8/10/2005		
				CDA A	\$10.80
				DA OFFICE	\$107.99
				GENERAL FUND	\$259.18
				LOS ANGELES CO SO	\$701.95



State of California
ASSET FORFEITURE REPORT - 2005

Table 3

Admin Number	Docket Number	Amount Forfeited	Date Disbursed	Recipient	Amount Disbursed
05-0067		\$19,723.91	9/6/2005	CDA DA OFFICE GENERAL FUND HAWTHORNE PD	\$197.24 \$1,972.41 \$4,733.73 \$12,820.53
05-0068		\$20,136.66	6/1/2005	CDA DA OFFICE GENERAL FUND HAWTHORNE PD	\$201.37 \$2,013.67 \$4,832.80 \$13,088.82
05-0069		\$1,562.01	8/10/2005	CDA DA OFFICE GARDENA PD GENERAL FUND	\$15.62 \$156.21 \$1,015.30 \$374.88
05-0070		\$17,021.76	6/1/2005	CDA DA OFFICE GENERAL FUND LOS ANGELES CO SO	\$170.22 \$1,702.18 \$4,085.22 \$11,064.14
05-0071	BA276039	\$860.90	9/6/2005	CDA DA OFFICE GENERAL FUND LOS ANGELES PD	\$8.61 \$86.10 \$206.61 \$559.58
05-0072	BA276566	\$1,981.96	6/30/2005	CDA DA OFFICE GENERAL FUND LOS ANGELES PD	\$19.82 \$198.20 \$475.67 \$1,288.27
05-0073		\$1,023.09	8/10/2005	CDA DA OFFICE GENERAL FUND LOS ANGELES PD	\$10.23 \$102.31 \$245.54 \$665.01
05-0074		\$4,700.21	8/10/2005	CDA DA OFFICE GENERAL FUND LOS ANGELES PD	\$47.00 \$470.03 \$1,128.05 \$3,055.13
05-0075		\$2,911.92	6/1/2005	CDA DA OFFICE GENERAL FUND WHITTIER PD	\$29.12 \$291.20 \$698.86 \$1,892.74
05-0076		\$1,263.16	8/10/2005	CDA	\$12.63



State of California
ASSET FORFEITURE REPORT - 2005

Table 3

Admin Number	Docket Number	Amount Forfeited	Date Disbursed	Recipient	Amount Disbursed
				DA OFFICE	\$126.32
				GENERAL FUND	\$303.16
				WHITTIER PD	\$821.05
05-0077	SA054986	\$1,809.51	6/30/2005		
				CDA A	\$18.09
				DA OFFICE	\$180.96
				GENERAL FUND	\$434.28
				LOS ANGELES CO SO	\$1,176.18
05-0078	BA276942	\$1,035.29	10/21/2005		
				CDA A	\$10.35
				DA OFFICE	\$103.53
				GENERAL FUND	\$248.47
				LOS ANGELES PD	\$672.94
05-0080		\$406.93	5/20/2005		
				CDA A	\$4.07
				DA OFFICE	\$40.70
				GENERAL FUND	\$97.66
				LOS ANGELES PD	\$264.50
05-0082		\$574.79	12/6/2005		
				CDA A	\$5.75
				DA OFFICE	\$57.48
				GENERAL FUND	\$137.95
				LOS ANGELES PD	\$373.61
05-0085	BA277018	\$7,258.56	8/10/2005		
				CDA A	\$72.59
				DA OFFICE	\$725.86
				GENERAL FUND	\$1,742.05
				LOS ANGELES PD	\$4,718.06
05-0086		\$6,339.44	9/6/2005		
				CDA A	\$63.40
				DA OFFICE	\$633.95
				GENERAL FUND	\$1,521.46
				LOS ANGELES PD	\$4,120.63
05-0087		\$4,729.83	12/6/2005		
				BALDWIN PARK PD	\$3,074.39
				CDA A	\$47.30
				DA OFFICE	\$472.98
				GENERAL FUND	\$1,135.16
05-0090		\$23,204.26	8/1/2005		
				CDA A	\$232.04
				DA OFFICE	\$2,320.43
				GENERAL FUND	\$5,569.02
				LOS ANGELES CO SO	\$15,082.77
05-0092		\$3,444.26	9/27/2005		
				CDA A	\$34.44
				DA OFFICE	\$344.43
				GENERAL FUND	\$826.62



State of California
ASSET FORFEITURE REPORT - 2005

Table 3

Admin Number	Docket Number	Amount Forfeited	Date Disbursed	Recipient	Amount Disbursed
05-0093		\$1,162.28	9/6/2005	LOS ANGELES PD	\$2,238.77
				ALHAMBRA PD	\$755.48
				CDAA	\$11.62
				DA OFFICE	\$116.23
				GENERAL FUND	\$278.95
05-0094		\$1,401.05	8/1/2005		
				CDAA	\$14.02
				DA OFFICE	\$140.09
				GENERAL FUND	\$336.26
				TORRANCE PD	\$910.68
05-0095		\$1,079.35	9/6/2005		
				CDAA	\$10.79
				DA OFFICE	\$107.95
				GENERAL FUND	\$259.04
				LOS ANGELES PD	\$701.57
05-0096	BA277079	\$13,500.35	5/19/2005		
				CDAA	\$135.00
				DA OFFICE	\$1,350.05
				GENERAL FUND	\$3,240.08
				LOS ANGELES PD	\$8,775.22
05-0098		\$2,117.06	9/6/2005		
				CA DOJ-BI	\$1,376.08
				CDAA	\$21.17
				DA OFFICE	\$211.72
				GENERAL FUND	\$508.09
05-0099		\$3,217.29	9/19/2005		
				CDAA	\$32.17
				DA OFFICE	\$321.73
				GENERAL FUND	\$772.15
				SOUTH GATE PD	\$2,091.24
05-0100		\$2,221.23	8/1/2005		
				CDAA	\$22.21
				DA OFFICE	\$222.12
				GENERAL FUND	\$533.10
				MONTEBELLO PD	\$1,443.80
05-0101		\$4,289.41	9/6/2005		
				CDAA	\$42.90
				DA OFFICE	\$428.93
				GENERAL FUND	\$1,029.46
				LOS ANGELES CO SO	\$2,788.12
05-0103		\$4,258.99	11/14/2005		
				CDAA	\$42.59
				DA OFFICE	\$425.90
				GENERAL FUND	\$1,022.15
				LOS ANGELES PD	\$2,768.35



State of California
ASSET FORFEITURE REPORT - 2005

Table 3

Admin Number	Docket Number	Amount Forfeited	Date Disbursed	Recipient	Amount Disbursed
05-0105	PA050473	\$1,530.69	12/1/2005	CDA DA OFFICE GENERAL FUND LOS ANGELES PD	\$15.31 \$153.07 \$367.36 \$994.95
05-0106	LA048061	\$354.60	4/28/2005	CDA DA OFFICE GENERAL FUND LOS ANGELES PD	\$3.55 \$35.46 \$85.10 \$230.49
05-0107		\$974.30	9/27/2005	CDA DA OFFICE GENERAL FUND LOS ANGELES PD	\$9.74 \$97.44 \$233.83 \$633.29
05-0108		\$529.36	9/27/2005	CDA DA OFFICE GENERAL FUND LOS ANGELES PD	\$5.29 \$52.94 \$127.05 \$344.08
05-0109	PA050472	\$8,716.33	6/30/2005	CDA DA OFFICE GENERAL FUND LOS ANGELES PD	\$87.17 \$871.63 \$2,091.92 \$5,665.61
05-0110		\$981.45	9/6/2005	CDA DA OFFICE GENERAL FUND LOS ANGELES PD	\$9.82 \$98.14 \$235.55 \$637.94
05-0111	VA085922	\$2,990.46	6/21/2005	CDA DA OFFICE GENERAL FUND WHITTIER PD	\$29.91 \$299.05 \$717.71 \$1,943.79
05-0112		\$20,859.35	8/1/2005	CDA DA OFFICE GENERAL FUND LOS ANGELES CO SO	\$208.59 \$2,085.94 \$5,006.24 \$13,558.58
05-0113		\$1,565.57	9/6/2005	CDA DA OFFICE GENERAL FUND LOS ANGELES CO SO	\$15.66 \$156.55 \$375.74 \$1,017.62
05-0116		\$3,016.07	8/1/2005	CDA	\$30.16



State of California
ASSET FORFEITURE REPORT - 2005

Table 3

Admin Number	Docket Number	Amount Forfeited	Date Disbursed	Recipient	Amount Disbursed
				DA OFFICE	\$301.62
				GENERAL FUND	\$723.85
				LOS ANGELES PD	\$1,960.44
05-0118	bs094974	\$100,851.41	9/19/2005		
				CDA A	\$1,008.51
				DA OFFICE	\$10,085.15
				GENERAL FUND	\$24,204.34
				LOS ANGELES PD	\$65,553.41
05-0119	BA277730	\$511.27	10/21/2005		
				CDA A	\$5.11
				DA OFFICE	\$51.14
				GENERAL FUND	\$122.70
				LOS ANGELES PD	\$332.32
05-0120	BA277846	\$516.08	5/19/2005		
				CDA A	\$5.16
				DA OFFICE	\$51.61
				GENERAL FUND	\$123.86
				LOS ANGELES PD	\$335.45
05-0121		\$5,794.26	11/14/2005		
				CDA A	\$57.94
				DA OFFICE	\$579.43
				GENERAL FUND	\$1,390.62
				HAWTHORNE PD	\$3,766.27
05-0122	TA077854	\$11,919.39	8/10/2005		
				CDA A	\$119.20
				DA OFFICE	\$1,191.94
				GENERAL FUND	\$2,860.65
				LOS ANGELES CO SO	\$7,747.60
05-0123		\$2,237.47	8/19/2005		
				CDA A	\$22.37
				DA OFFICE	\$223.75
				GENERAL FUND	\$536.99
				LOS ANGELES CO SO	\$1,454.36
05-0124	BA277850	\$447.27	9/19/2005		
				CDA A	\$4.47
				DA OFFICE	\$44.74
				GENERAL FUND	\$107.34
				LOS ANGELES PD	\$290.72
05-0128		\$1,021.83	9/6/2005		
				CDA A	\$10.22
				DA OFFICE	\$102.18
				GENERAL FUND	\$245.24
				LOS ANGELES PD	\$664.19
05-0129		\$1,741.23	9/6/2005		
				CDA A	\$17.41
				DA OFFICE	\$174.13
				GENERAL FUND	\$417.89



State of California
ASSET FORFEITURE REPORT - 2005

Table 3

Admin Number	Docket Number	Amount Forfeited	Date Disbursed	Recipient	Amount Disbursed
05-0130		\$1,666.05	9/27/2005	LOS ANGELES PD	\$1,131.80
				CDA	\$16.66
				DA OFFICE	\$166.61
				GENERAL FUND	\$399.85
				LOS ANGELES PD	\$1,082.93
05-0131	LA048193	\$1,104.01	9/27/2005		
				CDA	\$11.04
				DA OFFICE	\$110.41
				GENERAL FUND	\$264.96
				LOS ANGELES PD	\$717.60
05-0132	BA278084	\$1,315.45	6/30/2005		
				CDA	\$13.16
				DA OFFICE	\$131.54
				GENERAL FUND	\$315.71
				LOS ANGELES PD	\$855.04
05-0133		\$993.56	9/6/2005		
				CDA	\$9.94
				DA OFFICE	\$99.36
				GENERAL FUND	\$238.45
				LOS ANGELES PD	\$645.81
05-0135	BS096097	\$95,933.71	7/28/2005		
				CDA	\$959.34
				DA OFFICE	\$9,593.37
				GENERAL FUND	\$23,024.09
				ORANGE CO SO	\$62,356.91
05-0137	BA119311	\$5,560.03	6/21/2005		
				CDA	\$55.60
				DA OFFICE	\$556.00
				GENERAL FUND	\$1,334.41
				LOS ANGELES CO SO	\$3,614.02
05-0139		\$4,238.43	9/6/2005		
				CA DOJ-BNE ORANGE	\$2,754.98
				CDA	\$42.39
				DA OFFICE	\$423.84
				GENERAL FUND	\$1,017.22
05-0140	VA087382	\$9,097.97	7/28/2005		
				CDA	\$90.98
				DA OFFICE	\$909.80
				GENERAL FUND	\$2,183.51
				SOUTH GATE PD	\$5,913.68
05-0141	YA060767	\$6,528.33	7/28/2005		
				CDA	\$65.28
				DA OFFICE	\$652.84
				GENERAL FUND	\$1,566.80
				TORRANCE PD	\$4,243.41



State of California
ASSET FORFEITURE REPORT - 2005

Table 3

Admin Number	Docket Number	Amount Forfeited	Date Disbursed	Recipient	Amount Disbursed
05-0144	VA087152	\$967.89	9/27/2005	CDA DA OFFICE GENERAL FUND SOUTH GATE PD	\$9.68 \$96.80 \$232.29 \$629.12
05-0146		\$3,914.15	9/6/2005	CDA DA OFFICE GENERAL FUND LOS ANGELES PD	\$39.14 \$391.43 \$939.39 \$2,544.19
05-0149		\$9,244.09	9/6/2005	CDA DA OFFICE GENERAL FUND REDONDO BEACH PD	\$92.44 \$924.41 \$2,218.58 \$6,008.66
05-0150		\$1,041.38	9/6/2005	CDA DA OFFICE GENERAL FUND LOS ANGELES PD	\$10.41 \$104.15 \$249.93 \$676.89
05-0151	SA055293	\$504.07	9/30/2005	CDA DA OFFICE GENERAL FUND LOS ANGELES PD	\$5.04 \$50.41 \$120.98 \$327.64
05-0152		\$1,710.02	9/30/2005	CDA DA OFFICE GENERAL FUND LOS ANGELES PD	\$17.10 \$171.01 \$410.40 \$1,111.51
05-0153		\$516.05	9/6/2005	CDA DA OFFICE GENERAL FUND LOS ANGELES PD	\$5.16 \$51.61 \$123.85 \$335.43
05-0154	TA077944	\$8,307.24	11/14/2005	CDA DA OFFICE GENERAL FUND LOS ANGELES PD	\$83.07 \$830.73 \$1,993.74 \$5,399.70
05-0155		\$2,783.80	9/6/2005	CDA DA OFFICE GENERAL FUND LOS ANGELES PD	\$27.84 \$278.38 \$668.11 \$1,809.47
05-0156		\$796.20	9/6/2005	CDA	\$7.96



State of California
ASSET FORFEITURE REPORT - 2005

Table 3

Admin Number	Docket Number	Amount Forfeited	Date Disbursed	Recipient	Amount Disbursed
				DA OFFICE	\$79.62
				GENERAL FUND	\$191.09
				LOS ANGELES PD	\$517.53
05-0160	BA278496	\$489.71	5/20/2005		
				CDA A	\$4.90
				DA OFFICE	\$48.97
				GENERAL FUND	\$117.53
				LOS ANGELES PD	\$318.31
05-0162		\$3,299.24	9/30/2005		
				CDA A	\$32.99
				DA OFFICE	\$329.92
				GENERAL FUND	\$791.82
				HUNTINGTON BEACH PD	\$2,144.51
05-0163		\$986.76	9/6/2005		
				CDA A	\$9.87
				DA OFFICE	\$98.68
				GENERAL FUND	\$236.82
				GLENDALE PD	\$641.39
05-0164		\$4,020.86	9/6/2005		
				CDA A	\$40.21
				DA OFFICE	\$402.10
				GENERAL FUND	\$965.00
				LOS ANGELES CO SO	\$2,613.55
05-0165	TA064428	\$4,704.61	6/21/2005		
				CDA A	\$47.05
				DA OFFICE	\$470.46
				GENERAL FUND	\$1,129.11
				LOS ANGELES CO SO	\$3,057.99
05-0166	MA031118	\$2,703.44	8/10/2005		
				CDA A	\$27.04
				DA OFFICE	\$270.35
				GENERAL FUND	\$648.82
				LOS ANGELES CO SO	\$1,757.23
05-0167	YA060920	\$10,831.91	6/30/2005		
				CDA A	\$108.32
				DA OFFICE	\$1,083.19
				GENERAL FUND	\$2,599.66
				REDONDO BEACH PD	\$7,040.74
05-0168	LA048114	\$1,445.54	9/30/2005		
				CDA A	\$14.46
				DA OFFICE	\$144.55
				GENERAL FUND	\$346.93
				LOS ANGELES PD	\$939.60
05-0169	BA278208	\$489.63	6/1/2005		
				CDA A	\$4.90
				DA OFFICE	\$48.97
				GENERAL FUND	\$117.51



State of California
ASSET FORFEITURE REPORT - 2005

Table 3

Admin Number	Docket Number	Amount Forfeited	Date Disbursed	Recipient	Amount Disbursed
05-0170		\$2,401.30	11/14/2005	LOS ANGELES PD	\$318.25
				CDA A	\$24.02
				DA OFFICE	\$240.13
				GENERAL FUND	\$576.31
05-0171	PA050693	\$732.22	6/21/2005	LOS ANGELES PD	\$1,560.84
				CDA A	\$7.32
				DA OFFICE	\$73.23
				GENERAL FUND	\$175.73
05-0172		\$1,132.08	9/27/2005	LOS ANGELES PD	\$475.94
				CDA A	\$11.32
				DA OFFICE	\$113.21
				GENERAL FUND	\$271.70
05-0173		\$814.47	9/27/2005	LOS ANGELES PD	\$735.85
				CDA A	\$8.15
				DA OFFICE	\$81.44
				GENERAL FUND	\$195.47
05-0174	bs095241	\$29,793.51	7/28/2005	LOS ANGELES PD	\$529.41
				CDA A	\$297.94
				DA OFFICE	\$2,979.35
				GENERAL FUND	\$7,150.44
05-0175	BS095242	\$253,967.26	5/19/2005	HAWTHORNE PD	\$19,365.78
				CDA A	\$2,539.67
				DA OFFICE	\$25,396.74
				GENERAL FUND	\$60,952.15
05-0176		\$6,253.05	10/21/2005	TORRANCE PD	\$165,078.70
				CDA A	\$62.53
				DA OFFICE	\$625.31
				GENERAL FUND	\$1,500.73
05-0178		\$535.93	9/6/2005	LOS ANGELES PD	\$4,064.48
				CDA A	\$5.36
				DA OFFICE	\$53.60
				GENERAL FUND	\$128.62
05-0179		\$497.88	9/27/2005	LOS ANGELES PD	\$348.35
				CDA A	\$4.98
				DA OFFICE	\$49.79
				GENERAL FUND	\$119.49
				LOS ANGELES PD	\$323.62



State of California
ASSET FORFEITURE REPORT - 2005

Table 3

Admin Number	Docket Number	Amount Forfeited	Date Disbursed	Recipient	Amount Disbursed
05-0180		\$1,086.68	9/6/2005	CDA DA OFFICE GENERAL FUND LOS ANGELES PD	\$10.87 \$108.67 \$260.80 \$706.34
05-0181	BA278712	\$604.15	10/21/2005	CDA DA OFFICE GENERAL FUND LOS ANGELES PD	\$6.04 \$60.41 \$145.00 \$392.70
05-0182		\$791.47	9/6/2005	CDA DA OFFICE GENERAL FUND LOS ANGELES PD	\$7.92 \$79.15 \$189.95 \$514.45
05-0183		\$13,798.13	9/27/2005	CDA DA OFFICE DOWNEY PD GENERAL FUND	\$137.98 \$1,379.81 \$8,968.79 \$3,311.55
05-0185		\$5,491.47	11/14/2005	CDA DA OFFICE GENERAL FUND LOS ANGELES PD	\$54.92 \$549.15 \$1,317.95 \$3,569.45
05-0188		\$3,824.62	9/27/2005	CDA DA OFFICE GENERAL FUND LOS ANGELES PD	\$38.25 \$382.46 \$917.91 \$2,486.00
05-0189		\$2,432.88	10/21/2005	CDA DA OFFICE GENERAL FUND LOS ANGELES PD	\$24.33 \$243.29 \$583.89 \$1,581.37
05-0190	BA278625	\$1,295.00	8/1/2005	CDA DA OFFICE GENERAL FUND LOS ANGELES PD	\$12.95 \$129.50 \$310.80 \$841.75
05-0191	PA050768	\$1,465.03	8/19/2005	CDA DA OFFICE GENERAL FUND LOS ANGELES PD	\$14.65 \$146.50 \$351.61 \$952.27
05-0192	LA048329	\$2,147.30	8/19/2005	CDA	\$21.47



State of California
ASSET FORFEITURE REPORT - 2005

Table 3

Admin Number	Docket Number	Amount Forfeited	Date Disbursed	Recipient	Amount Disbursed
				DA OFFICE	\$214.74
				GENERAL FUND	\$515.35
				LOS ANGELES PD	\$1,395.74
05-0193		\$3,081.69	9/27/2005		
				CDA A	\$30.82
				DA OFFICE	\$308.17
				GENERAL FUND	\$739.60
				LOS ANGELES CO SO	\$2,003.10
05-0194		\$2,589.54	10/21/2005		
				CDA A	\$25.90
				DA OFFICE	\$258.94
				GENERAL FUND	\$621.49
				LOS ANGELES CO SO	\$1,683.21
05-0195		\$955.97	9/6/2005		
				CDA A	\$9.56
				DA OFFICE	\$95.60
				GENERAL FUND	\$229.43
				LOS ANGELES CO SO	\$621.38
05-0196	BS095452	\$57,701.85	6/21/2005		
				CDA A	\$577.03
				DA OFFICE	\$5,770.18
				GENERAL FUND	\$13,848.44
				LOS ANGELES PD	\$37,506.20
05-0198	NA064729	\$671.63	9/6/2005		
				CDA A	\$6.72
				DA OFFICE	\$67.16
				GENERAL FUND	\$161.19
				LOS ANGELES PD	\$436.56
05-0199		\$1,322.33	9/6/2005		
				CDA A	\$13.22
				DA OFFICE	\$132.24
				GENERAL FUND	\$317.36
				PASADENA PD	\$859.51
05-0200	BA277891	\$516.39	8/1/2005		
				CDA A	\$5.17
				DA OFFICE	\$51.64
				GENERAL FUND	\$123.93
				LOS ANGELES PD	\$335.65
05-0201	BS095453	\$28,026.11	8/1/2005		
				CDA A	\$280.26
				DA OFFICE	\$2,802.61
				GENERAL FUND	\$6,726.27
				LOS ANGELES CO SO	\$18,216.97
05-0202	BS095451	\$26,731.92	5/19/2005		
				CDA A	\$267.32
				DA OFFICE	\$2,673.19
				GENERAL FUND	\$6,415.66



State of California
ASSET FORFEITURE REPORT - 2005

Table 3

Admin Number	Docket Number	Amount Forfeited	Date Disbursed	Recipient	Amount Disbursed
05-0204		\$1,613.36	9/27/2005	LOS ANGELES CO SO	\$17,375.75
				CDA A	\$16.13
				DA OFFICE	\$161.34
				GENERAL FUND	\$387.21
				TF LOS ANGELES-LA IMPACT	\$1,048.68
05-0205	GA058824	\$463.23	12/1/2005		
				BURBANK PD	\$301.10
				CDA A	\$4.63
				DA OFFICE	\$46.33
				GENERAL FUND	\$111.17
05-0207	BA279034	\$875.77	9/30/2005		
				CDA A	\$8.76
				DA OFFICE	\$87.58
				GENERAL FUND	\$210.18
				LOS ANGELES PD	\$569.25
05-0208		\$1,682.92	9/6/2005		
				CDA A	\$16.83
				DA OFFICE	\$168.29
				GENERAL FUND	\$403.90
				LOS ANGELES PD	\$1,093.90
05-0209		\$727.41	9/6/2005		
				CDA A	\$7.28
				DA OFFICE	\$72.74
				GENERAL FUND	\$174.58
				LOS ANGELES PD	\$472.81
05-0210		\$1,018.47	9/6/2005		
				CDA A	\$10.19
				DA OFFICE	\$101.85
				GENERAL FUND	\$244.43
				LOS ANGELES PD	\$662.00
05-0211		\$667.15	10/21/2005		
				CDA A	\$6.67
				DA OFFICE	\$66.73
				GENERAL FUND	\$160.11
				LOS ANGELES PD	\$433.64
05-0213		\$5,531.94	9/6/2005		
				CDA A	\$55.32
				DA OFFICE	\$553.20
				GENERAL FUND	\$1,327.66
				SAN GABRIEL PD	\$3,595.76
05-0214		\$776.30	9/6/2005		
				BURBANK PD	\$504.60
				CDA A	\$7.76
				DA OFFICE	\$77.63
				GENERAL FUND	\$186.31



State of California
ASSET FORFEITURE REPORT - 2005

Table 3

Admin Number	Docket Number	Amount Forfeited	Date Disbursed	Recipient	Amount Disbursed
05-0216		\$1,183.08	10/21/2005	CDA DA OFFICE GENERAL FUND SANTA MONICA PD	\$11.83 \$118.31 \$283.94 \$769.00
05-0219		\$1,731.99	11/14/2005	BURBANK PD CDA DA OFFICE GENERAL FUND	\$1,125.79 \$17.32 \$173.20 \$415.68
05-0221	BA279279	\$491.69	8/1/2005	CDA DA OFFICE GENERAL FUND LOS ANGELES PD	\$4.92 \$49.17 \$118.00 \$319.60
05-0222		\$3,066.16	10/21/2005	CDA DA OFFICE GENERAL FUND LOS ANGELES PD	\$30.66 \$306.62 \$735.88 \$1,993.00
05-0223		\$15,031.20	10/21/2005	CDA DA OFFICE GENERAL FUND LOS ANGELES CO SO	\$150.31 \$1,503.12 \$3,607.49 \$9,770.28
05-0226		\$2,517.62	10/21/2005	CDA DA OFFICE GENERAL FUND HAWTHORNE PD	\$25.18 \$251.76 \$604.23 \$1,636.45
05-0227		\$1,669.44	9/30/2005	CDA DA OFFICE GENERAL FUND LOS ANGELES PD	\$16.70 \$166.95 \$400.66 \$1,085.13
05-0229	BA277075	\$1,503.64	9/6/2005	CDA DA OFFICE GENERAL FUND LOS ANGELES PD	\$15.04 \$150.37 \$360.87 \$977.36
05-0230	BA279509	\$12,774.18	8/1/2005	CDA DA OFFICE GENERAL FUND LOS ANGELES PD	\$127.74 \$1,277.43 \$3,065.80 \$8,303.21
05-0232	BA217278	\$2,054.62	8/19/2005	CDA	\$20.55



State of California
ASSET FORFEITURE REPORT - 2005

Table 3

Admin Number	Docket Number	Amount Forfeited	Date Disbursed	Recipient	Amount Disbursed
				DA OFFICE	\$205.46
				GENERAL FUND	\$493.11
				LOS ANGELES PD	\$1,335.50
05-0234		\$2,955.21	9/6/2005		
				BURBANK PD	\$1,920.88
				CDA A	\$29.55
				DA OFFICE	\$295.53
				GENERAL FUND	\$709.25
05-0235		\$616.84	11/2/2005		
				BURBANK PD	\$400.95
				CDA A	\$6.17
				DA OFFICE	\$61.68
				GENERAL FUND	\$148.04
05-0236		\$1,451.06	8/19/2005		
				CDA A	\$14.51
				DA OFFICE	\$145.11
				GENERAL FUND	\$348.25
				LOS ANGELES PD	\$943.19
05-0237		\$2,470.10	10/21/2005		
				CDA A	\$24.70
				DA OFFICE	\$247.02
				GENERAL FUND	\$592.82
				LOS ANGELES CO SO	\$1,605.56
05-0238		\$591.22	9/6/2005		
				CDA A	\$5.91
				DA OFFICE	\$59.13
				GENERAL FUND	\$141.89
				LOS ANGELES PD	\$384.29
05-0239	BA279376	\$460.17	12/22/2005		
				CDA A	\$4.60
				DA OFFICE	\$46.02
				GENERAL FUND	\$110.44
				LOS ANGELES PD	\$299.11
05-0240		\$611.36	9/6/2005		
				CDA A	\$6.11
				DA OFFICE	\$61.14
				GENERAL FUND	\$146.73
				LOS ANGELES PD	\$397.38
05-0242		\$20,981.05	9/6/2005		
				CDA A	\$209.81
				DA OFFICE	\$2,098.11
				GENERAL FUND	\$5,035.45
				LOS ANGELES PD	\$13,637.68
05-0244		\$1,606.30	9/27/2005		
				CDA A	\$16.06
				DA OFFICE	\$160.64
				GENERAL FUND	\$385.51



State of California
ASSET FORFEITURE REPORT - 2005

Table 3

Admin Number	Docket Number	Amount Forfeited	Date Disbursed	Recipient	Amount Disbursed
05-0246		\$11,494.34	9/6/2005	LOS ANGELES PD	\$1,044.09
				CDA A	\$114.95
				DA OFFICE	\$1,149.43
				GENERAL FUND	\$2,758.64
				LOS ANGELES CO SO	\$7,471.32
05-0247	LA048564	\$4,714.44	7/28/2005		
				CDA A	\$47.15
				DA OFFICE	\$471.45
				GENERAL FUND	\$1,131.46
				GLENDALE PD	\$3,064.38
05-0251		\$1,682.49	9/30/2005		
				AZUSA PD	\$1,093.62
				CDA A	\$16.83
				DA OFFICE	\$168.24
				GENERAL FUND	\$403.80
05-0252	BA230929	\$3,594.40	8/19/2005		
				CDA A	\$35.95
				DA OFFICE	\$359.43
				GENERAL FUND	\$862.66
				LOS ANGELES PD	\$2,336.36
05-0253	SA055712	\$1,969.54	12/1/2005		
				CDA A	\$19.70
				CULVER CITY PD	\$1,280.20
				DA OFFICE	\$196.95
				GENERAL FUND	\$472.69
05-0255		\$2,589.61	9/27/2005		
				CDA A	\$25.90
				DA OFFICE	\$258.97
				GENERAL FUND	\$621.50
				LOS ANGELES CO SO	\$1,683.24
05-0257	BA279700	\$581.09	8/19/2005		
				CDA A	\$5.81
				DA OFFICE	\$58.11
				GENERAL FUND	\$139.46
				LOS ANGELES PD	\$377.71
05-0258		\$18,172.57	8/19/2005		
				CDA A	\$181.73
				DA OFFICE	\$1,817.26
				GENERAL FUND	\$4,361.41
				HAWTHORNE PD	\$11,812.17
05-0260		\$485.13	9/6/2005		
				ALHAMBRA PD	\$315.34
				CDA A	\$4.85
				DA OFFICE	\$48.51
				GENERAL FUND	\$116.43



State of California
ASSET FORFEITURE REPORT - 2005

Table 3

Admin Number	Docket Number	Amount Forfeited	Date Disbursed	Recipient	Amount Disbursed
05-0262		\$3,060.18	11/14/2005	CDA DA OFFICE GENERAL FUND INGLEWOOD PD	\$30.60 \$306.03 \$734.44 \$1,989.11
05-0264	BS095932	\$28,618.15	6/21/2005	CDA DA OFFICE GENERAL FUND LOS ANGELES CO SO	\$286.18 \$2,861.81 \$6,868.36 \$18,601.80
05-0266	PA050914	\$1,025.71	9/27/2005	CDA DA OFFICE GENERAL FUND SAN FERNANDO PD	\$10.25 \$102.58 \$246.17 \$666.71
05-0268	LA048512	\$4,093.73	10/21/2005	CDA DA OFFICE GENERAL FUND LOS ANGELES PD	\$40.94 \$409.38 \$982.49 \$2,660.92
05-0270		\$563.70	9/27/2005	CDA DA OFFICE GENERAL FUND LOS ANGELES PD	\$5.64 \$56.36 \$135.29 \$366.41
05-0271		\$422.34	8/19/2005	CDA DA OFFICE GENERAL FUND LOS ANGELES PD	\$4.22 \$42.24 \$101.36 \$274.52
05-0272		\$989.09	9/30/2005	CDA DA OFFICE GENERAL FUND LOS ANGELES PD	\$9.89 \$98.91 \$237.38 \$642.91
05-0273		\$2,830.70	10/21/2005	CDA DA OFFICE GENERAL FUND LOS ANGELES PD	\$28.31 \$283.07 \$679.37 \$1,839.95
05-0274	BS095934	\$30,549.83	9/6/2005	CDA DA OFFICE GENERAL FUND LOS ANGELES PD	\$305.50 \$3,054.98 \$7,331.96 \$19,857.39
05-0276		\$3,147.54	9/30/2005	CDA	\$31.48



State of California
ASSET FORFEITURE REPORT - 2005

Table 3

Admin Number	Docket Number	Amount Forfeited	Date Disbursed	Recipient	Amount Disbursed
				DA OFFICE	\$314.75
				GENERAL FUND	\$755.41
				LOS ANGELES PD	\$2,045.90
05-0278		\$985.56	12/6/2005		
				CDA A	\$9.85
				DA OFFICE	\$98.56
				GENERAL FUND	\$236.53
				WEST COVINA PD	\$640.62
05-0279		\$5,743.46	11/14/2005		
				CDA A	\$57.44
				DA OFFICE	\$574.34
				EL MONTE PD	\$3,733.25
				GENERAL FUND	\$1,378.43
05-0280		\$8,620.31	10/21/2005		
				CDA A	\$86.20
				DA OFFICE	\$862.04
				GENERAL FUND	\$2,068.87
				SANTA MONICA PD	\$5,603.20
05-0282	TA078326	\$818.00	10/11/2005		
				CDA A	\$8.18
				DA OFFICE	\$81.80
				GENERAL FUND	\$196.32
				LOS ANGELES CO SO	\$531.70
05-0283	TA070835	\$6,773.17	9/6/2005		
				CDA A	\$67.73
				DA OFFICE	\$677.32
				GENERAL FUND	\$1,625.56
				LOS ANGELES CO SO	\$4,402.56
05-0286		\$4,672.67	9/6/2005		
				CDA A	\$46.73
				DA OFFICE	\$467.27
				GENERAL FUND	\$1,121.44
				LOS ANGELES PD	\$3,037.23
05-0288	BS096095	\$32,766.36	9/6/2005		
				CDA A	\$327.66
				DA OFFICE	\$3,276.63
				GENERAL FUND	\$7,863.93
				LOS ANGELES CO SO	\$21,298.14
05-0290		\$1,224.75	10/21/2005		
				CDA A	\$12.25
				DA OFFICE	\$122.47
				GENERAL FUND	\$293.94
				LOS ANGELES PD	\$796.09
05-0291		\$1,851.36	9/6/2005		
				CDA A	\$18.51
				DA OFFICE	\$185.13
				GENERAL FUND	\$444.33



State of California
ASSET FORFEITURE REPORT - 2005

Table 3

Admin Number	Docket Number	Amount Forfeited	Date Disbursed	Recipient	Amount Disbursed
05-0292		\$5,928.64	9/6/2005	LOS ANGELES CO SO	\$1,203.39
				AZUSA PD	\$3,853.61
				CDAA	\$59.29
				DA OFFICE	\$592.87
				GENERAL FUND	\$1,422.87
05-0293	bs096093	\$45,979.96	12/22/2005		
				CDAA	\$459.80
				DA OFFICE	\$4,598.00
				GENERAL FUND	\$11,035.19
				LOS ANGELES CO SO	\$29,886.97
05-0297		\$8,822.22	9/6/2005		
				CDAA	\$88.22
				DA OFFICE	\$882.23
				GENERAL FUND	\$2,117.33
				HAWTHORNE PD	\$5,734.44
05-0300		\$1,981.01	9/30/2005		
				CDAA	\$19.81
				DA OFFICE	\$198.10
				GENERAL FUND	\$475.44
				LOS ANGELES PD	\$1,287.66
05-0306		\$1,592.13	9/30/2005		
				CDAA	\$15.92
				DA OFFICE	\$159.22
				GENERAL FUND	\$382.11
				LOS ANGELES PD	\$1,034.88
05-0307		\$5,909.26	11/14/2005		
				CDAA	\$59.10
				DA OFFICE	\$590.93
				GENERAL FUND	\$1,418.22
				LOS ANGELES PD	\$3,841.01
05-0308		\$674.29	9/6/2005		
				CDAA	\$6.74
				DA OFFICE	\$67.44
				GENERAL FUND	\$161.83
				LOS ANGELES PD	\$438.28
05-0309		\$1,697.71	10/21/2005		
				CDAA	\$16.98
				DA OFFICE	\$169.77
				GENERAL FUND	\$407.45
				LOS ANGELES PD	\$1,103.51
05-0310		\$1,389.79	9/27/2005		
				CDAA	\$13.90
				DA OFFICE	\$138.98
				GENERAL FUND	\$333.55
				LOS ANGELES PD	\$903.36



State of California
ASSET FORFEITURE REPORT - 2005

Table 3

Admin Number	Docket Number	Amount Forfeited	Date Disbursed	Recipient	Amount Disbursed
05-0311		\$1,475.10	11/14/2005	CDA DA OFFICE GENERAL FUND LOS ANGELES PD	\$14.75 \$147.52 \$354.02 \$958.81
05-0312	BA280478	\$7,910.17	9/19/2005	CDA DA OFFICE GENERAL FUND LOS ANGELES CO SO	\$79.10 \$791.02 \$1,898.44 \$5,141.61
05-0313		\$2,090.09	12/6/2005	CDA DA OFFICE GENERAL FUND LOS ANGELES PD	\$20.90 \$209.01 \$501.62 \$1,358.56
05-0314		\$8,398.73	11/14/2005	CDA DA OFFICE GENERAL FUND LOS ANGELES CO SO	\$83.99 \$839.88 \$2,015.69 \$5,459.17
05-0320	05-0320	\$5,667.14	9/19/2005	CDA DA OFFICE GENERAL FUND HAWTHORNE PD	\$56.67 \$566.71 \$1,360.11 \$3,683.65
05-0321		\$11,008.63	9/6/2005	CDA DA OFFICE DOWNEY PD GENERAL FUND	\$110.09 \$1,100.86 \$7,155.61 \$2,642.07
05-0322		\$1,577.35	12/6/2005	CDA DA OFFICE GENERAL FUND HAWTHORNE PD	\$15.77 \$157.74 \$378.56 \$1,025.28
05-0324		\$1,167.45	11/14/2005	CDA DA OFFICE DOWNEY PD GENERAL FUND	\$11.67 \$116.75 \$758.84 \$280.19
05-0325		\$1,479.72	11/14/2005	CDA DA OFFICE GENERAL FUND LOS ANGELES CO SO	\$14.80 \$147.97 \$355.13 \$961.82
05-0327		\$810.88	10/21/2005	CDA	\$8.11



State of California
ASSET FORFEITURE REPORT - 2005

Table 3

Admin Number	Docket Number	Amount Forfeited	Date Disbursed	Recipient	Amount Disbursed
				DA OFFICE	\$81.09
				GENERAL FUND	\$194.61
				POMONA PD	\$527.07
05-0328		\$526.39	10/21/2005		
				CDA A	\$5.27
				DA OFFICE	\$52.64
				GENERAL FUND	\$126.33
				POMONA PD	\$342.15
05-0329		\$496.47	12/6/2005		
				CDA A	\$4.96
				DA OFFICE	\$49.65
				GENERAL FUND	\$119.15
				LOS ANGELES PD	\$322.71
05-0330		\$689.91	12/6/2005		
				CDA A	\$6.90
				DA OFFICE	\$68.99
				GENERAL FUND	\$165.58
				LOS ANGELES PD	\$448.44
05-0331		\$4,260.39	9/6/2005		
				CDA A	\$42.61
				DA OFFICE	\$426.04
				GENERAL FUND	\$1,022.49
				LOS ANGELES PD	\$2,769.25
05-0332	BS096334	\$5,307.66	6/21/2005		
				BURBANK PD	\$3,449.98
				CDA A	\$53.08
				DA OFFICE	\$530.76
				GENERAL FUND	\$1,273.84
05-0335		\$644.47	10/21/2005		
				CDA A	\$6.45
				DA OFFICE	\$64.44
				GENERAL FUND	\$154.67
				LOS ANGELES PD	\$418.91
05-0336		\$510.20	11/14/2005		
				CDA A	\$5.10
				DA OFFICE	\$51.02
				GENERAL FUND	\$122.45
				LOS ANGELES PD	\$331.63
05-0340		\$1,994.65	10/21/2005		
				CDA A	\$19.95
				DA OFFICE	\$199.46
				GENERAL FUND	\$478.72
				LOS ANGELES PD	\$1,296.52
05-0341		\$615.28	9/30/2005		
				CDA A	\$6.15
				DA OFFICE	\$61.53
				GENERAL FUND	\$147.67



State of California
ASSET FORFEITURE REPORT - 2005

Table 3

Admin Number	Docket Number	Amount Forfeited	Date Disbursed	Recipient	Amount Disbursed
05-0344		\$4,847.12	9/30/2005	LOS ANGELES PD	\$399.93
				CDA A	\$48.47
				DA OFFICE	\$484.72
				GENERAL FUND	\$1,163.31
				LOS ANGELES PD	\$3,150.62
05-0345		\$845.50	11/14/2005		
				CDA A	\$8.46
				DA OFFICE	\$84.55
				GENERAL FUND	\$202.92
				LOS ANGELES PD	\$549.57
05-0347		\$735.22	10/21/2005		
				CDA A	\$7.35
				DA OFFICE	\$73.53
				GENERAL FUND	\$176.45
				LOS ANGELES PD	\$477.89
05-0352		\$2,784.85	9/6/2005		
				CDA A	\$27.85
				DA OFFICE	\$278.49
				EL MONTE PD	\$1,810.15
				GENERAL FUND	\$668.36
05-0353		\$518.63	9/30/2005		
				CDA A	\$5.19
				DA OFFICE	\$51.87
				GENERAL FUND	\$124.47
				LOS ANGELES PD	\$337.10
05-0355	va087724	\$5,477.45	12/22/2005		
				CA DOJ-BNE LOS ANGELES	\$3,560.34
				CDA A	\$54.78
				DA OFFICE	\$547.74
				GENERAL FUND	\$1,314.59
05-0356	TA078605	\$1,503.79	10/11/2005		
				CDA A	\$15.04
				DA OFFICE	\$150.38
				GENERAL FUND	\$360.91
				LOS ANGELES CO SO	\$977.46
05-0357		\$819.47	12/1/2005		
				CDA A	\$8.20
				DA OFFICE	\$81.94
				GENERAL FUND	\$196.67
				LOS ANGELES PD	\$532.66
05-0359		\$13,799.08	9/30/2005		
				CDA A	\$137.99
				DA OFFICE	\$1,379.91
				GENERAL FUND	\$3,311.78
				MONTEBELLO PD	\$8,969.40



State of California
ASSET FORFEITURE REPORT - 2005

Table 3

Admin Number	Docket Number	Amount Forfeited	Date Disbursed	Recipient	Amount Disbursed
05-0363		\$2,896.67	11/14/2005	CDA DA OFFICE GENERAL FUND LOS ANGELES PD	\$28.97 \$289.67 \$695.20 \$1,882.83
05-0365	VA087732	\$2,408.30	11/14/2005	CDA DA OFFICE GENERAL FUND SOUTH GATE PD	\$24.08 \$240.84 \$577.99 \$1,565.39
05-0366	BA280877	\$488.78	11/14/2005	CDA DA OFFICE GENERAL FUND LOS ANGELES PD	\$4.89 \$48.88 \$117.31 \$317.70
05-0367	BA281745	\$790.48	9/30/2005	CDA DA OFFICE GENERAL FUND LOS ANGELES PD	\$7.91 \$79.05 \$189.71 \$513.81
05-0368	PA051733	\$383.60	8/19/2005	CDA DA OFFICE GENERAL FUND LOS ANGELES PD	\$3.83 \$38.37 \$92.06 \$249.34
05-0373		\$491.44	9/30/2005	CDA DA OFFICE GENERAL FUND LOS ANGELES PD	\$4.92 \$49.15 \$117.94 \$319.43
05-0375	BS096863	\$25,531.31	9/19/2005	CA DOJ-BNE LOS ANGELES CDA DA OFFICE GENERAL FUND	\$16,595.35 \$255.31 \$2,553.14 \$6,127.51
05-0376	BA281419	\$3,584.49	11/14/2005	CDA DA OFFICE GENERAL FUND LOS ANGELES PD	\$35.85 \$358.45 \$860.28 \$2,329.91
05-0378	BA281715	\$2,908.79	11/14/2005	CDA DA OFFICE GENERAL FUND LOS ANGELES PD	\$29.09 \$290.88 \$698.11 \$1,890.71
05-0380	MA031528	\$2,777.98	9/27/2005	CDA	\$27.78



State of California
ASSET FORFEITURE REPORT - 2005

Table 3

Admin Number	Docket Number	Amount Forfeited	Date Disbursed	Recipient	Amount Disbursed
				DA OFFICE	\$277.81
				GENERAL FUND	\$666.71
				MONTCLAIR PD	\$1,805.68
05-0382		\$4,338.65	9/30/2005		
				CDA A	\$43.39
				DA OFFICE	\$433.86
				GENERAL FUND	\$1,041.28
				LOS ANGELES PD	\$2,820.12
05-0383		\$1,008.36	11/14/2005		
				CDA A	\$10.08
				DA OFFICE	\$100.85
				GENERAL FUND	\$242.00
				LOS ANGELES PD	\$655.43
05-0385		\$682.24	6/30/2005		
				CDA A	\$6.82
				DA OFFICE	\$68.24
				GENERAL FUND	\$163.73
				LOS ANGELES PD	\$443.45
05-0389		\$1,900.90	9/27/2005		
				CDA A	\$19.01
				DA OFFICE	\$190.10
				GENERAL FUND	\$456.21
				LOS ANGELES PD	\$1,235.58
05-0392	BA282080	\$976.83	9/27/2005		
				ALHAMBRA PD	\$634.94
				CDA A	\$9.77
				DA OFFICE	\$97.68
				GENERAL FUND	\$234.44
05-0394	BS096866	\$36,091.30	12/6/2005		
				CDA A	\$360.91
				DA OFFICE	\$3,609.13
				GENERAL FUND	\$8,661.91
				LONG BEACH PD	\$23,459.35
05-0396		\$7,104.06	12/6/2005		
				CDA A	\$71.04
				DA OFFICE	\$710.42
				GENERAL FUND	\$1,704.97
				HAWTHORNE PD	\$4,617.63
05-0398		\$613.30	8/19/2005		
				CDA A	\$6.13
				DA OFFICE	\$61.34
				GENERAL FUND	\$147.19
				REDONDO BEACH PD	\$398.64
05-0399		\$5,006.71	11/14/2005		
				CDA A	\$50.07
				DA OFFICE	\$500.67
				GENERAL FUND	\$1,201.61



State of California
ASSET FORFEITURE REPORT - 2005

Table 3

Admin Number	Docket Number	Amount Forfeited	Date Disbursed	Recipient	Amount Disbursed
05-0400		\$1,217.07	9/6/2005	LOS ANGELES CO SO	\$3,254.36
				CDA A	\$12.17
				DA OFFICE	\$121.70
				GENERAL FUND	\$292.10
				LOS ANGELES PD	\$791.10
05-0401		\$1,458.74	12/6/2005		
				CDA A	\$14.59
				DA OFFICE	\$145.87
				GENERAL FUND	\$350.10
				LOS ANGELES PD	\$948.18
05-0403		\$1,070.86	10/21/2005		
				CDA A	\$10.71
				DA OFFICE	\$107.08
				GENERAL FUND	\$257.01
				LOS ANGELES PD	\$696.06
05-0404		\$1,434.45	11/14/2005		
				CDA A	\$14.35
				DA OFFICE	\$143.44
				GENERAL FUND	\$344.27
				LOS ANGELES PD	\$932.39
05-0405	TA078900	\$7,950.39	11/14/2005		
				CDA A	\$79.51
				DA OFFICE	\$795.04
				GENERAL FUND	\$1,908.09
				LOS ANGELES CO SO	\$5,167.75
05-0409		\$1,479.81	11/14/2005		
				CDA A	\$14.80
				DA OFFICE	\$147.99
				GENERAL FUND	\$355.15
				LOS ANGELES PD	\$961.87
05-0412		\$1,130.05	11/14/2005		
				CDA A	\$11.30
				DA OFFICE	\$113.01
				GENERAL FUND	\$271.21
				LOS ANGELES PD	\$734.53
05-0413		\$1,966.06	10/21/2005		
				CDA A	\$19.66
				DA OFFICE	\$196.61
				GENERAL FUND	\$471.85
				REDONDO BEACH PD	\$1,277.94
05-0414	BS097252	\$35,766.93	9/6/2005		
				CDA A	\$357.67
				DA OFFICE	\$3,576.69
				GENERAL FUND	\$8,584.06
				LOS ANGELES CO SO	\$23,248.51



State of California
ASSET FORFEITURE REPORT - 2005

Table 3

Admin Number	Docket Number	Amount Forfeited	Date Disbursed	Recipient	Amount Disbursed
05-0415	BS097069	\$36,353.11	9/19/2005	CDA DA OFFICE GENERAL FUND LOS ANGELES CO SO	\$363.53 \$3,635.31 \$8,724.75 \$23,629.52
05-0417		\$643.15	10/21/2005	CDA DA OFFICE GENERAL FUND LOS ANGELES PD	\$6.43 \$64.31 \$154.36 \$418.05
05-0420		\$1,337.84	11/14/2005	CDA DA OFFICE GENERAL FUND SANTA MONICA PD	\$13.38 \$133.77 \$321.09 \$869.60
05-0421		\$1,872.21	11/14/2005	CDA DA OFFICE GENERAL FUND LOS ANGELES PD	\$18.72 \$187.21 \$449.34 \$1,216.94
05-0422		\$10,622.32	12/6/2005	CDA DA OFFICE GENERAL FUND LOS ANGELES PD	\$106.22 \$1,062.23 \$2,549.36 \$6,904.51
05-0423		\$511.99	12/1/2005	CDA DA OFFICE GENERAL FUND LOS ANGELES PD	\$5.12 \$51.19 \$122.88 \$332.80
05-0425		\$870.73	10/21/2005	BELL PD CDA DA OFFICE GENERAL FUND	\$565.97 \$8.71 \$87.08 \$208.97
05-0426		\$605.92	10/21/2005	CDA DA OFFICE GENERAL FUND LOS ANGELES PD	\$6.06 \$60.60 \$145.42 \$393.84
05-0428	BS097926	\$87,213.09	12/1/2005	CDA DA OFFICE GENERAL FUND LOS ANGELES CO SO	\$872.13 \$8,721.31 \$20,931.14 \$56,688.51
05-0439		\$1,065.00	10/21/2005	CDA	\$10.65



State of California
ASSET FORFEITURE REPORT - 2005

Table 3

Admin Number	Docket Number	Amount Forfeited	Date Disbursed	Recipient	Amount Disbursed
				DA OFFICE	\$106.51
				GENERAL FUND	\$255.60
				MONTEBELLO PD	\$692.24
05-0441	BS096864	\$375,285.82	9/19/2005		
				CDA A	\$3,752.86
				DA OFFICE	\$37,528.56
				GENERAL FUND	\$90,068.60
				LOS ANGELES PD	\$243,935.80
05-0443		\$715.37	9/27/2005		
				CDA A	\$7.15
				DA OFFICE	\$71.54
				EL MONTE PD	\$464.99
				GENERAL FUND	\$171.69
05-0446		\$2,134.34	11/2/2005		
				CDA A	\$21.34
				DA OFFICE	\$213.44
				GENERAL FUND	\$512.24
				LOS ANGELES CO SO	\$1,387.32
05-0447	bs097070	\$315,358.98	9/19/2005		
				CDA A	\$3,153.59
				DA OFFICE	\$31,535.94
				GENERAL FUND	\$75,686.15
				LOS ANGELES PD	\$204,983.30
05-0448	PA048911	\$5,042.05	11/2/2005		
				CDA A	\$50.42
				DA OFFICE	\$504.21
				GENERAL FUND	\$1,210.09
				LOS ANGELES CO SO	\$3,277.33
05-0449		\$498.83	12/1/2005		
				CDA A	\$4.99
				DA OFFICE	\$49.88
				GENERAL FUND	\$119.72
				LOS ANGELES PD	\$324.24
05-0452	ga061433	\$1,878.47	12/1/2005		
				CDA A	\$18.79
				DA OFFICE	\$187.85
				GENERAL FUND	\$450.83
				SOUTH GATE PD	\$1,221.00
05-0453		\$2,012.30	11/14/2005		
				CDA A	\$20.13
				DA OFFICE	\$201.23
				GENERAL FUND	\$482.95
				GLENDALE PD	\$1,307.99
05-0456		\$10,133.15	11/14/2005		
				BEVERLY HILLS PD	\$6,586.55
				CDA A	\$101.33
				DA OFFICE	\$1,013.31



State of California
ASSET FORFEITURE REPORT - 2005

Table 3

Admin Number	Docket Number	Amount Forfeited	Date Disbursed	Recipient	Amount Disbursed
05-0457	SA056422	\$1,802.81	11/14/2005	GENERAL FUND	\$2,431.96
				BEVERLY HILLS PD	\$1,171.82
				CDAA	\$18.03
				DA OFFICE	\$180.29
				GENERAL FUND	\$432.67
05-0460		\$974.59	12/6/2005		
				CDAA	\$9.75
				DA OFFICE	\$97.46
				GENERAL FUND	\$233.90
				LOS ANGELES PD	\$633.48
05-0463	YA061738	\$1,023.07	11/14/2005		
				CDAA	\$10.23
				DA OFFICE	\$102.31
				GENERAL FUND	\$245.53
				LOS ANGELES CO SO	\$665.00
05-0466		\$1,476.96	12/6/2005		
				CDAA	\$14.77
				DA OFFICE	\$147.70
				GENERAL FUND	\$354.47
				LOS ANGELES PD	\$960.02
05-0467	BA282146	\$2,808.11	12/6/2005		
				CDAA	\$28.08
				DA OFFICE	\$280.81
				GENERAL FUND	\$673.95
				LOS ANGELES PD	\$1,825.27
05-0470		\$7,110.23	11/14/2005		
				CDAA	\$71.10
				DA OFFICE	\$711.03
				GENERAL FUND	\$1,706.45
				LOS ANGELES PD	\$4,621.65
05-0471		\$1,723.71	9/30/2005		
				CDAA	\$17.24
				DA OFFICE	\$172.37
				GENERAL FUND	\$413.69
				LOS ANGELES PD	\$1,120.41
05-0473	BS097372	\$68,472.89	8/19/2005		
				CDAA	\$684.73
				DA OFFICE	\$6,847.29
				GENERAL FUND	\$16,433.49
				HAWTHORNE PD	\$44,507.38
05-0474		\$8,142.81	10/21/2005		
				CDAA	\$81.43
				DA OFFICE	\$814.29
				GENERAL FUND	\$1,954.27
				LOS ANGELES CO SO	\$5,292.82



State of California
ASSET FORFEITURE REPORT - 2005

Table 3

Admin Number	Docket Number	Amount Forfeited	Date Disbursed	Recipient	Amount Disbursed
05-0476		\$1,430.74	11/14/2005	CDA DA OFFICE GENERAL FUND LOS ANGELES PD	\$14.31 \$143.07 \$343.38 \$929.98
05-0477		\$471.49	10/21/2005	CDA DA OFFICE GENERAL FUND LOS ANGELES PD	\$4.72 \$47.15 \$113.16 \$306.46
05-0478		\$4,307.36	10/21/2005	CDA DA OFFICE EL MONTE PD GENERAL FUND	\$43.07 \$430.74 \$2,799.78 \$1,033.77
05-0479		\$725.50	9/6/2005	CDA CULVER CITY PD DA OFFICE GENERAL FUND	\$7.26 \$471.57 \$72.55 \$174.12
05-0481		\$1,094.47	11/14/2005	CDA DA OFFICE GENERAL FUND LOS ANGELES PD	\$10.95 \$109.44 \$262.67 \$711.41
05-0485		\$693.77	11/14/2005	CDA DA OFFICE GENERAL FUND LOS ANGELES PD	\$6.94 \$69.38 \$166.50 \$450.95
05-0489		\$634.42	11/14/2005	CDA DA OFFICE GENERAL FUND LOS ANGELES PD	\$6.34 \$63.45 \$152.26 \$412.37
05-0490		\$665.51	11/14/2005	CDA DA OFFICE GENERAL FUND LOS ANGELES PD	\$6.65 \$66.56 \$159.72 \$432.58
05-0493		\$825.69	11/14/2005	CDA DA OFFICE GENERAL FUND LOS ANGELES PD	\$8.26 \$82.57 \$198.16 \$536.70
05-0494		\$1,283.75	11/14/2005	CDA	\$12.84



State of California
ASSET FORFEITURE REPORT - 2005

Table 3

Admin Number	Docket Number	Amount Forfeited	Date Disbursed	Recipient	Amount Disbursed
				DA OFFICE	\$128.37
				GENERAL FUND	\$308.10
				LOS ANGELES PD	\$834.44
05-0496		\$5,534.85	11/14/2005		
				CDA A	\$55.35
				DA OFFICE	\$553.49
				GENERAL FUND	\$1,328.36
				LOS ANGELES CO SO	\$3,597.65
05-0499		\$1,299.41	11/14/2005		
				ALHAMBRA PD	\$844.62
				CDA A	\$13.00
				DA OFFICE	\$129.93
				GENERAL FUND	\$311.86
05-0500	BS097600	\$71,661.66	12/1/2005		
				CDA A	\$716.62
				DA OFFICE	\$7,166.18
				GENERAL FUND	\$17,198.79
				SOUTH GATE PD	\$46,580.07
05-0508		\$1,628.88	12/6/2005		
				CDA A	\$16.29
				DA OFFICE	\$162.89
				GENERAL FUND	\$390.93
				SAN GABRIEL PD	\$1,058.77
05-0509		\$1,736.74	11/14/2005		
				CDA A	\$17.37
				DA OFFICE	\$173.67
				GENERAL FUND	\$416.82
				LOS ANGELES CO SO	\$1,128.88
05-0517	PA052153	\$592.32	12/6/2005		
				CDA A	\$5.92
				DA OFFICE	\$59.25
				GENERAL FUND	\$142.15
				LOS ANGELES PD	\$385.00
05-0518		\$705.36	11/14/2005		
				CDA A	\$7.05
				DA OFFICE	\$70.54
				GENERAL FUND	\$169.29
				LOS ANGELES PD	\$458.48
05-0520		\$5,623.03	11/14/2005		
				CDA A	\$56.23
				DA OFFICE	\$562.30
				GENERAL FUND	\$1,349.53
				LOS ANGELES PD	\$3,654.97
05-0522		\$4,566.60	12/6/2005		
				CDA A	\$45.67
				DA OFFICE	\$456.66
				GENERAL FUND	\$1,095.98



State of California
ASSET FORFEITURE REPORT - 2005

Table 3

Admin Number	Docket Number	Amount Forfeited	Date Disbursed	Recipient	Amount Disbursed
05-0523		\$652.75	12/6/2005	LOS ANGELES PD	\$2,968.29
				CDA A	\$6.53
				DA OFFICE	\$65.28
				GENERAL FUND	\$156.66
				LOS ANGELES PD	\$424.28
05-0524	ka070921	\$278.38	12/1/2005		
				CDA A	\$2.79
				DA OFFICE	\$27.83
				EL MONTE PD	\$180.95
				GENERAL FUND	\$66.81
05-0525		\$3,413.39	11/14/2005		
				CDA A	\$34.13
				DA OFFICE	\$341.35
				GENERAL FUND	\$819.21
				LOS ANGELES CO SO	\$2,218.70
05-0527		\$589.32	12/6/2005		
				CDA A	\$5.89
				DA OFFICE	\$58.93
				GENERAL FUND	\$141.44
				LOS ANGELES PD	\$383.06
05-0531		\$5,694.62	12/6/2005		
				CDA A	\$56.95
				DA OFFICE	\$569.46
				GENERAL FUND	\$1,366.71
				LOS ANGELES PD	\$3,701.50
05-0535		\$3,587.41	12/6/2005		
				CDA A	\$35.88
				DA OFFICE	\$358.74
				GENERAL FUND	\$860.98
				LOS ANGELES PD	\$2,331.81
05-0536	BA282983	\$760.06	11/14/2005		
				CDA A	\$7.60
				DA OFFICE	\$76.01
				GENERAL FUND	\$182.41
				LOS ANGELES PD	\$494.04
05-0539	VA089652	\$14,635.00	10/11/2005		
				CDA A	\$146.35
				DA OFFICE	\$1,463.50
				GENERAL FUND	\$3,512.40
				SOUTH GATE PD	\$9,512.75
05-0541		\$2,236.01	12/6/2005		
				CDA A	\$22.36
				DA OFFICE	\$223.60
				GENERAL FUND	\$536.64
				LOS ANGELES PD	\$1,453.41



State of California
ASSET FORFEITURE REPORT - 2005

Table 3

Admin Number	Docket Number	Amount Forfeited	Date Disbursed	Recipient	Amount Disbursed
05-0542	PA052282	\$2,687.08	12/1/2005	CDA DA OFFICE GENERAL FUND LOS ANGELES PD	\$26.87 \$268.71 \$644.90 \$1,746.60
05-0543		\$12,560.48	12/6/2005	CDA DA OFFICE GENERAL FUND LOS ANGELES PD	\$125.61 \$1,256.05 \$3,014.51 \$8,164.31
05-0545		\$4,577.23	11/14/2005	CDA DA OFFICE GENERAL FUND LONG BEACH PD	\$45.77 \$457.73 \$1,098.53 \$2,975.20
05-0548		\$754.47	12/6/2005	CDA DA OFFICE GENERAL FUND LOS ANGELES PD	\$7.55 \$75.45 \$181.07 \$490.40
05-0552		\$6,626.77	12/6/2005	CDA DA OFFICE GENERAL FUND LOS ANGELES PD	\$66.27 \$662.68 \$1,590.42 \$4,307.40
05-0554		\$7,270.84	12/6/2005	CDA DA OFFICE GENERAL FUND LOS ANGELES PD	\$72.71 \$727.09 \$1,745.00 \$4,726.04
05-0558		\$1,815.26	12/6/2005	CDA DA OFFICE GENERAL FUND WHITTIER PD	\$18.15 \$181.53 \$435.66 \$1,179.92
05-0563		\$1,006.26	12/6/2005	CDA DA OFFICE GENERAL FUND LOS ANGELES PD	\$10.06 \$100.63 \$241.50 \$654.07
05-0567	BS097925	\$25,151.01	9/19/2005	CDA DA OFFICE GENERAL FUND HAWTHORNE PD	\$251.51 \$2,515.10 \$6,036.24 \$16,348.16
05-0570	BS097898	\$26,512.81	10/11/2005	CDA	\$265.13



State of California
ASSET FORFEITURE REPORT - 2005

Table 3

Admin Number	Docket Number	Amount Forfeited	Date Disbursed	Recipient	Amount Disbursed
				DA OFFICE	\$2,651.29
				GENERAL FUND	\$6,363.07
				LOS ANGELES PD	\$17,233.32
05-0573		\$590.50	12/6/2005		
				CDA A	\$5.91
				DA OFFICE	\$59.05
				GENERAL FUND	\$141.72
				LOS ANGELES PD	\$383.82
05-0574	BA285750	\$646.02	12/1/2005		
				CDA A	\$6.46
				DA OFFICE	\$64.61
				GENERAL FUND	\$155.04
				LOS ANGELES PD	\$419.91
05-0591		\$1,996.75	12/6/2005		
				CDA A	\$19.97
				DA OFFICE	\$199.68
				GENERAL FUND	\$479.22
				US POSTAL INSPECTION SRV	\$1,297.88
05-0598	BS098203	\$45,514.72	12/1/2005		
				CDA A	\$455.15
				DA OFFICE	\$4,551.47
				GENERAL FUND	\$10,923.53
				HAWTHORNE PD	\$29,584.57
05-0616		\$2,931.80	12/6/2005		
				CDA A	\$29.32
				DA OFFICE	\$293.19
				GENERAL FUND	\$703.63
				LOS ANGELES PD	\$1,905.66
05-0620	05-0620	\$2,427.84	12/1/2005		
				CDA A	\$24.28
				DA OFFICE	\$242.79
				GENERAL FUND	\$582.68
				LOS ANGELES CO SO	\$1,578.09
05-0626	BA286863	\$678.56	12/22/2005		
				CDA A	\$6.79
				DA OFFICE	\$67.86
				GENERAL FUND	\$162.85
				LOS ANGELES PD	\$441.06
05-0640	BA286782	\$2,569.00	12/22/2005		
				CDA A	\$25.69
				DA OFFICE	\$256.91
				GENERAL FUND	\$616.56
				LOS ANGELES PD	\$1,669.84
05-0646	TA080229	\$288.17	12/22/2005		
				CDA A	\$2.88
				DA OFFICE	\$28.82
				GENERAL FUND	\$69.16



State of California
ASSET FORFEITURE REPORT - 2005

Table 3

Admin Number	Docket Number	Amount Forfeited	Date Disbursed	Recipient	Amount Disbursed
05-0650		\$3,819.38	12/6/2005	LOS ANGELES PD	\$187.31
				CDA A	\$38.20
				DA OFFICE	\$381.93
				GENERAL FUND	\$916.65
05-0670	GA062468	\$1,747.56	12/1/2005	LOS ANGELES PD	\$2,482.60
				CDA A	\$17.48
				DA OFFICE	\$174.76
				GENERAL FUND	\$419.41
05-0675	BS098943	\$70,132.29	11/14/2005	LOS ANGELES CO SO	\$1,135.91
				CDA A	\$701.32
				DA OFFICE	\$7,013.23
				GENERAL FUND	\$16,831.75
05-0688	pa052621	\$1,886.61	12/22/2005	LOS ANGELES CO SO	\$45,585.99
				CDA A	\$18.87
				DA OFFICE	\$188.65
				GENERAL FUND	\$452.79
99-0079	BA181184	\$928.91	6/21/2005	LOS ANGELES PD	\$1,226.30
				CDA A	\$9.29
				DA OFFICE	\$92.89
				GENERAL FUND	\$222.94
				LOS ANGELES PD	\$603.79
LOS ANGELES					\$7,122,873.48



State of California
ASSET FORFEITURE REPORT - 2005

Table 3

Admin Number	Docket Number	Amount Forfeited	Date Disbursed	Recipient	Amount Disbursed
MADERA					
MA03-0034		\$23,677.95	6/20/2005	15% - 11489	\$2,308.60
				CDAA	\$236.78
				DA OFFICE	\$2,367.80
				GENERAL FUND	\$5,682.70
				TF MADNET	\$13,082.07
MA03-0142		\$26,082.40	1/26/2005	15% - 11489	\$2,543.03
				CDAA	\$260.82
				DA OFFICE	\$2,608.24
				GENERAL FUND	\$6,259.78
				TF MADNET	\$12,969.48
				TF-FMTF FRSNO METH	\$1,441.05
MADERA					\$49,760.35



State of California
ASSET FORFEITURE REPORT - 2005

Table 3

Admin Number	Docket Number	Amount Forfeited	Date Disbursed	Recipient	Amount Disbursed
MARIN					
03-16-07A		\$5,823.91	4/21/2005	15% - 11489	\$567.83
				CDAA	\$58.24
				DA OFFICE	\$582.39
				GENERAL FUND	\$1,397.74
				TF MARIN CO MAJOR CRIME	\$3,217.71
04-16-01		\$10,767.35	4/25/2005	15% - 11489	\$1,049.82
				CDAA	\$107.67
				DA OFFICE	\$1,076.74
				GENERAL FUND	\$2,584.16
				TF MARIN CO MAJOR CRIME	\$5,948.96
MARIN					\$16,591.26



State of California
ASSET FORFEITURE REPORT - 2005

Table 3

Admin Number	Docket Number	Amount Forfeited	Date Disbursed	Recipient	Amount Disbursed
MENDOCINO					
03-SF-045	COMMET/MCSO	\$14,912.24	2/25/2005	AF OFFICER FUND	\$2,746.34
				CDA A	\$149.12
				DA OFFICE	\$1,491.22
				GENERAL FUND	\$3,578.94
				LEAA ED FUND 15%	\$1,453.94
				MENDOCINO CO COMMET	\$4,119.51
				MENDOCINO CO SO	\$1,373.17
04-SF-032B	TF	\$14,730.00	3/1/2005	AF OFFICER FUND	\$2,712.78
				CDA A	\$147.30
				DA OFFICE	\$1,473.00
				FORT BRAGG PD	\$1,356.39
				FORT BRAGG PD	\$678.19
				GENERAL FUND	\$3,535.20
				LEAA ED FUND 15%	\$1,436.18
				MENDOCINO CO SO	\$678.19
				TF MENDOCINO CO NTF	\$1,356.39
				UKIAH PD	\$678.19
				WILLITS PD	\$678.19
04-SF-037B	TF	\$5,679.00	3/1/2005	AF OFFICER FUND	\$1,045.88
				CDA A	\$56.79
				DA OFFICE	\$567.90
				FORT BRAGG PD	\$261.48
				GENERAL FUND	\$1,362.96
				LEAA ED FUND 15%	\$553.70
				MENDOCINO CO SO	\$261.47
				TF MENDOCINO CO NTF	\$1,045.88
				UKIAH PD	\$261.47
				WILLITS PD	\$261.47
04-SF-038A	TF	\$11,034.00	1/4/2005	AF OFFICER FUND	\$2,032.10
				CDA A	\$110.34
				DA OFFICE	\$1,103.40
				FORT BRAGG PD	\$508.02
				GENERAL FUND	\$2,648.16
				LEAA ED FUND 15%	\$1,075.82
				MENDOCINO CO SO	\$508.02
				TF MENDOCINO CO NTF	\$2,032.10
				UKIAH PD	\$508.02
				WILLITS PD	\$508.02
04-SF-038B	TF	\$7,232.00	3/31/2005	AF OFFICER FUND	\$1,331.89
				CDA A	\$72.32
				DA OFFICE	\$723.20



State of California
ASSET FORFEITURE REPORT - 2005

Table 3

Admin Number	Docket Number	Amount Forfeited	Date Disbursed	Recipient	Amount Disbursed
				FORT BRAGG PD	\$332.99
				GENERAL FUND	\$1,735.68
				LEAA ED FUND 15%	\$705.12
				MENDOCINO CO SO	\$332.97
				TF MENDOCINO CO NTF	\$1,331.89
				UKIAH PD	\$332.97
				WILLITS PD	\$332.97
04-SF-039	TF	\$166.75	1/4/2005		
				AF OFFICER FUND	\$30.71
				CDA A	\$1.67
				DA OFFICE	\$16.68
				GENERAL FUND	\$40.02
				LEAA ED FUND 15%	\$16.26
				MENDOCINO CO SO	\$30.70
				TF MENDOCINO CO NTF	\$30.71
04-SF-041	CHP	\$4,175.50	1/24/2005		
				AF OFFICER FUND	\$768.99
				CDA A	\$41.76
				DA OFFICE	\$417.55
				FORT BRAGG PD	\$192.23
				GENERAL FUND	\$1,002.12
				LEAA ED FUND 15%	\$407.11
				MENDOCINO CO SO	\$192.25
				TF MENDOCINO CO NTF	\$768.99
				UKIAH PD	\$192.25
				WILLITS PD	\$192.25
04-SF-043	TF	\$121.50	1/4/2005		
				AF OFFICER FUND	\$22.38
				CDA A	\$1.22
				DA OFFICE	\$12.15
				GENERAL FUND	\$29.16
				LEAA ED FUND 15%	\$11.85
				TF MENDOCINO CO NTF	\$44.74
04-SF-044	TF/MCSO	\$1,591.50	4/5/2005		
				AF OFFICER FUND	\$293.10
				CDA A	\$15.92
				DA OFFICE	\$159.15
				GENERAL FUND	\$381.96
				LEAA ED FUND 15%	\$155.17
				MENDOCINO CO SO	\$293.10
				TF MENDOCINO CO NTF	\$293.10
04-SF-046	TF	\$43.75	4/8/2005		
				AF OFFICER FUND	\$8.06
				CDA A	\$0.44
				DA OFFICE	\$4.38
				GENERAL FUND	\$10.50
				LEAA ED FUND 15%	\$4.27



State of California
ASSET FORFEITURE REPORT - 2005

Table 3

Admin Number	Docket Number	Amount Forfeited	Date Disbursed	Recipient	Amount Disbursed
				MENDOCINO CO SO	\$8.05
				TF MENDOCINO CO NTF	\$8.05
04-SF-048	MCSO	\$1,207.25	4/8/2005	AF OFFICER FUND	\$222.34
				CDA A	\$12.07
				DA OFFICE	\$120.73
				GENERAL FUND	\$289.74
				LEAA ED FUND 15%	\$117.71
				MENDOCINO CO COMMET	\$111.17
				MENDOCINO CO SO	\$222.32
				TF MENDOCINO CO NTF	\$111.17
04-SF-049	FBPD	\$48.00	8/29/2005	AF OFFICER FUND	\$8.84
				CDA A	\$0.48
				DA OFFICE	\$4.80
				FORT BRAGG PD	\$8.84
				GENERAL FUND	\$11.52
				LEAA ED FUND 15%	\$4.68
				MENDOCINO CO COMMET	\$4.42
				TF MENDOCINO CO NTF	\$4.42
05-SF-001	TF	\$956.75	4/8/2005	AF OFFICER FUND	\$176.20
				CDA A	\$9.57
				DA OFFICE	\$95.68
				GENERAL FUND	\$229.62
				LEAA ED FUND 15%	\$93.28
				MENDOCINO CO COMMET	\$88.12
				MENDOCINO CO SO	\$88.12
				TF MENDOCINO CO NTF	\$176.16
05-SF-002	TF	\$91.75	4/8/2005	AF OFFICER FUND	\$16.90
				CDA A	\$0.92
				DA OFFICE	\$9.18
				GENERAL FUND	\$22.02
				LEAA ED FUND 15%	\$8.95
				TF MENDOCINO CO NTF	\$16.90
				UKIAH PD	\$16.88
05-SF-004	TF	\$23,890.25	4/8/2005	AF OFFICER FUND	\$4,399.79
				CDA A	\$238.90
				DA OFFICE	\$2,389.03
				FORT BRAGG PD	\$1,099.94
				GENERAL FUND	\$5,733.66
				LEAA ED FUND 15%	\$2,329.30
				MENDOCINO CO SO	\$2,199.89
				MENDOCINO CO SO	\$1,099.95
				TF MENDOCINO CO NTF	\$2,199.89



State of California
ASSET FORFEITURE REPORT - 2005

Table 3

Admin Number	Docket Number	Amount Forfeited	Date Disbursed	Recipient	Amount Disbursed
				UKIAH PD	\$1,099.95
				WILLITS PD	\$1,099.95
05-SF-005	TF	\$2,168.75	7/15/2005		
				AF OFFICER FUND	\$399.41
				CDA A	\$21.69
				DA OFFICE	\$216.88
				FORT BRAGG PD	\$99.86
				GENERAL FUND	\$520.50
				LEAA ED FUND 15%	\$211.45
				MENDOCINO CO SO	\$99.85
				TF MENDOCINO CO NTF	\$399.41
				UKIAH PD	\$99.85
				WILLITS PD	\$99.85
05-SF-006A	MCSO/CHP/TF	\$1,559.75	7/15/2005		
				AF OFFICER FUND	\$287.25
				CDA A	\$15.60
				DA OFFICE	\$155.98
				GENERAL FUND	\$374.34
				LEAA ED FUND 15%	\$152.08
				MENDOCINO CO SO	\$287.25
				TF MENDOCINO CO NTF	\$287.25
05-SF-006B	MCSO/CHP/TF	\$2,968.75	10/25/2005		
				AF OFFICER FUND	\$546.74
				CDA A	\$29.69
				DA OFFICE	\$296.88
				FORT BRAGG PD	\$136.68
				GENERAL FUND	\$712.50
				LEAA ED FUND 15%	\$289.45
				MENDOCINO CO SO	\$273.37
				MENDOCINO CO SO	\$136.69
				TF MENDOCINO CO NTF	\$273.37
				UKIAH PD	\$136.69
				WILLITS PD	\$136.69
05-SF-006C	MCSO/CHP/TF	\$2,408.75	7/15/2005		
				AF OFFICER FUND	\$443.61
				CDA A	\$24.09
				DA OFFICE	\$240.88
				FORT BRAGG PD	\$110.90
				GENERAL FUND	\$578.10
				LEAA ED FUND 15%	\$234.85
				MENDOCINO CO SO	\$221.81
				MENDOCINO CO SO	\$110.90
				TF MENDOCINO CO NTF	\$221.81
				UKIAH PD	\$110.90
				WILLITS PD	\$110.90
05-SF-007	TF	\$348.75	4/8/2005		
				AF OFFICER FUND	\$64.23



State of California
ASSET FORFEITURE REPORT - 2005

Table 3

Admin Number	Docket Number	Amount Forfeited	Date Disbursed	Recipient	Amount Disbursed
				CDA A	\$3.49
				DA OFFICE	\$34.88
				GENERAL FUND	\$83.70
				LEAA ED FUND 15%	\$34.00
				MENDOCINO CO COMMET	\$32.10
				TF MENDOCINO CO NTF	\$96.35
05-SF-008	TF	\$723.75	4/8/2005		
				AF OFFICER FUND	\$133.29
				CDA A	\$7.24
				DA OFFICE	\$72.38
				GENERAL FUND	\$173.70
				LEAA ED FUND 15%	\$70.57
				MENDOCINO CO COMMET	\$66.63
				TF MENDOCINO CO NTF	\$199.94
05-SF-009	TF	\$791.50	4/8/2005		
				AF OFFICER FUND	\$145.77
				CDA A	\$7.92
				DA OFFICE	\$79.15
				GENERAL FUND	\$189.96
				LEAA ED FUND 15%	\$77.17
				MENDOCINO CO COMMET	\$72.88
				MENDOCINO CO SO	\$72.88
				TF MENDOCINO CO NTF	\$145.77
05-SF-010	TF	\$1,122.50	4/8/2005		
				AF OFFICER FUND	\$206.73
				CDA A	\$11.23
				DA OFFICE	\$112.25
				GENERAL FUND	\$269.40
				LEAA ED FUND 15%	\$109.44
				MENDOCINO CO COMMET	\$103.36
				MENDOCINO CO SO	\$103.36
				TF MENDOCINO CO NTF	\$206.73
05-SF-011	TF	\$2,303.50	4/8/2005		
				AF OFFICER FUND	\$424.23
				CDA A	\$23.04
				DA OFFICE	\$230.35
				FORT BRAGG PD	\$106.05
				GENERAL FUND	\$552.84
				LEAA ED FUND 15%	\$224.59
				MENDOCINO CO SO	\$212.11
				MENDOCINO CO SO	\$106.06
				TF MENDOCINO CO NTF	\$212.11
				UKIAH PD	\$106.06
				WILLITS PD	\$106.06
05-SF-012	TF	\$17,850.52	9/12/2005		
				AF OFFICER FUND	\$3,287.45
				CDA A	\$178.51



State of California
ASSET FORFEITURE REPORT - 2005

Table 3

Admin Number	Docket Number	Amount Forfeited	Date Disbursed	Recipient	Amount Disbursed
				DA OFFICE	\$1,785.05
				FORT BRAGG PD	\$821.87
				GENERAL FUND	\$4,284.12
				LEAA ED FUND 15%	\$1,740.43
				MENDOCINO CO SO	\$1,643.74
				MENDOCINO CO SO	\$821.87
				TF MENDOCINO CO NTF	\$1,643.74
				UKIAH PD	\$821.87
				WILLITS PD	\$821.87
05-SF-013	TF	\$436.50	5/9/2005		
				AF OFFICER FUND	\$80.39
				CDA A	\$4.37
				DA OFFICE	\$43.65
				GENERAL FUND	\$104.76
				LEAA ED FUND 15%	\$42.56
				TF MENDOCINO CO NTF	\$160.77
05-SF-016A	TF	\$1,000.00	8/24/2005		
				15% - 11489	\$97.50
				AF OFFICER FUND	\$184.17
				CDA A	\$10.00
				DA OFFICE	\$100.00
				GENERAL FUND	\$240.00
				MENDOCINO CO COMMET	\$92.08
				TF MENDOCINO CO NTF	\$276.25
05-SF-016B	TF	\$1,001.35	5/25/2005		
				AF OFFICER FUND	\$184.42
				CDA A	\$10.01
				DA OFFICE	\$100.14
				GENERAL FUND	\$240.32
				LEAA ED FUND 15%	\$97.63
				MENDOCINO CO COMMET	\$92.21
				TF MENDOCINO CO NTF	\$276.62
05-SF-017	WPD	\$3,947.35	7/15/2005		
				AF OFFICER FUND	\$726.97
				CDA A	\$39.47
				DA OFFICE	\$394.74
				FORT BRAGG PD	\$181.75
				GENERAL FUND	\$947.36
				LEAA ED FUND 15%	\$384.87
				MENDOCINO CO SO	\$181.74
				UKIAH PD	\$181.74
				WILLITS PD	\$726.97
				WILLITS PD	\$181.74
05-SF-018	TF	\$437.35	5/26/2005		
				AF OFFICER FUND	\$80.55
				CDA A	\$4.37
				DA OFFICE	\$43.74



State of California
ASSET FORFEITURE REPORT - 2005

Table 3

Admin Number	Docket Number	Amount Forfeited	Date Disbursed	Recipient	Amount Disbursed
				GENERAL FUND	\$104.96
				LEAA ED FUND 15%	\$42.64
				MENDOCINO CO COMMET	\$40.27
				MENDOCINO CO SO	\$40.27
				TF MENDOCINO CO NTF	\$80.55
05-SF-019	MCSO	\$1,607.19	6/6/2005		
				AF OFFICER FUND	\$295.99
				CDA A	\$16.07
				DA OFFICE	\$160.72
				GENERAL FUND	\$385.73
				LEAA ED FUND 15%	\$156.70
				MENDOCINO CO COMMET	\$147.99
				MENDOCINO CO SO	\$296.00
				TF MENDOCINO CO NTF	\$147.99
05-SF-020	TF	\$1,334.19	8/16/2005		
				15% - 11489	\$130.08
				AF OFFICER FUND	\$245.71
				CDA A	\$13.34
				DA OFFICE	\$133.42
				GENERAL FUND	\$320.21
				MENDOCINO CO COMMET	\$122.86
				TF MENDOCINO CO NTF	\$368.57
05-SF-021	MCSO/TF	\$149,934.19	12/29/2005		
				AF OFFICER FUND	\$27,612.88
				CDA A	\$1,499.34
				DA OFFICE	\$14,993.42
				FORT BRAGG PD	\$6,903.22
				GENERAL FUND	\$35,984.21
				LEAA ED FUND 15%	\$14,618.58
				MENDOCINO CO SO	\$13,806.44
				MENDOCINO CO SO	\$6,903.22
				TF MENDOCINO CO NTF	\$13,806.44
				UKIAH PD	\$6,903.22
				WILLITS PD	\$6,903.22
05-SF-024	TF	\$257.61	7/19/2005		
				AF OFFICER FUND	\$47.44
				CDA A	\$2.58
				DA OFFICE	\$25.76
				GENERAL FUND	\$61.83
				LEAA ED FUND 15%	\$25.12
				MENDOCINO CO COMMET	\$23.72
				TF MENDOCINO CO NTF	\$71.16
05-SF-025	TF	\$1,691.61	7/7/2005		
				AF OFFICER FUND	\$311.54
				CDA A	\$16.92
				DA OFFICE	\$169.16
				GENERAL FUND	\$405.99



State of California
ASSET FORFEITURE REPORT - 2005

Table 3

Admin Number	Docket Number	Amount Forfeited	Date Disbursed	Recipient	Amount Disbursed
05-SF-027	TF	\$832.61	7/7/2005	LEAA ED FUND 15%	\$164.93
				MENDOCINO CO COMMET	\$155.76
				TF MENDOCINO CO NTF	\$467.31
05-SF-029	TF	\$2,149.61	9/14/2005	AF OFFICER FUND	\$153.34
				CDA A	\$8.33
				DA OFFICE	\$83.26
				GENERAL FUND	\$199.83
				LEAA ED FUND 15%	\$81.18
				MENDOCINO CO COMMET	\$76.66
				TF MENDOCINO CO NTF	\$230.01
				AF OFFICER FUND	\$395.89
05-SF-030	TF	\$714.61	7/7/2005	CDA A	\$21.50
				DA OFFICE	\$214.96
				FORT BRAGG PD	\$98.96
				GENERAL FUND	\$515.91
				LEAA ED FUND 15%	\$209.59
				MENDOCINO CO SO	\$98.97
				TF MENDOCINO CO NTF	\$395.89
				UKIAH PD	\$98.97
				WILLITS PD	\$98.97
				05-SF-032	MCSO
CDA A	\$7.15				
DA OFFICE	\$71.46				
GENERAL FUND	\$171.51				
LEAA ED FUND 15%	\$69.67				
MENDOCINO CO COMMET	\$65.80				
TF MENDOCINO CO NTF	\$197.41				
05-SF-038	TF/UPD	\$521.40	10/13/2005	AF OFFICER FUND	\$322.77
				CDA A	\$17.53
				DA OFFICE	\$175.26
				GENERAL FUND	\$420.63
				LEAA ED FUND 15%	\$170.88
				MENDOCINO CO COMMET	\$161.38
				MENDOCINO CO SO	\$322.77
TF MENDOCINO CO NTF	\$161.39				
05-SF-038	TF/UPD	\$521.40	10/13/2005	AF OFFICER FUND	\$96.02
				CDA A	\$5.21
				DA OFFICE	\$52.14
				GENERAL FUND	\$125.14
				LEAA ED FUND 15%	\$50.84
				MENDOCINO CO COMMET	\$96.03
				TF MENDOCINO CO NTF	\$96.02



State of California
ASSET FORFEITURE REPORT - 2005

Table 3

Admin Number	Docket Number	Amount Forfeited	Date Disbursed	Recipient	Amount Disbursed
05-SF-039	TF/UPD	\$586.40	12/28/2005	AF OFFICER FUND	\$108.00
				CDA A	\$5.86
				DA OFFICE	\$58.64
				GENERAL FUND	\$140.74
				LEAA ED FUND 15%	\$57.17
				MENDOCINO CO COMMET	\$53.99
				TF MENDOCINO CO NTF	\$108.00
				UKIAH PD	\$54.00
05-SF-040	TF/UPD	\$2,313.40	12/28/2005	AF OFFICER FUND	\$426.05
				CDA A	\$23.13
				DA OFFICE	\$231.34
				FORT BRAGG PD	\$106.51
				GENERAL FUND	\$555.22
				LEAA ED FUND 15%	\$225.56
				MENDOCINO CO SO	\$106.51
				TF MENDOCINO CO NTF	\$213.03
				UKIAH PD	\$213.03
				UKIAH PD	\$106.51
05-SF-041	TF/UPD	\$160.40	12/28/2005	AF OFFICER FUND	\$29.54
				CDA A	\$1.60
				DA OFFICE	\$16.04
				GENERAL FUND	\$38.50
				LEAA ED FUND 15%	\$15.64
				MENDOCINO CO COMMET	\$14.77
				TF MENDOCINO CO NTF	\$29.54
				UKIAH PD	\$14.77
05-SF-042A	TF/UPD	\$257.40	11/9/2005	AF OFFICER FUND	\$47.40
				CDA A	\$2.57
				DA OFFICE	\$25.74
				GENERAL FUND	\$61.78
				LEAA ED FUND 15%	\$25.10
				MENDOCINO CO COMMET	\$23.70
				TF MENDOCINO CO NTF	\$47.41
				UKIAH PD	\$23.70
05-SF-046	MCSO	\$3,767.00	12/29/2005	AF OFFICER FUND	\$693.76
				CDA A	\$37.67
				DA OFFICE	\$376.70
				FORT BRAGG PD	\$173.43
				GENERAL FUND	\$904.08
				LEAA ED FUND 15%	\$367.28
				MENDOCINO CO SO	\$693.76



State of California
ASSET FORFEITURE REPORT - 2005

Table 3

Admin Number	Docket Number	Amount Forfeited	Date Disbursed	Recipient	Amount Disbursed
05-SF-047	MCSO	\$7,301.00	12/29/2005	MENDOCINO CO SO	\$173.44
				UKIAH PD	\$173.44
				WILLITS PD	\$173.44
				AF OFFICER FUND	\$1,344.60
				CDA A	\$73.01
				DA OFFICE	\$730.10
				FORT BRAGG PD	\$336.15
				GENERAL FUND	\$1,752.24
				LEAA ED FUND 15%	\$711.85
				MENDOCINO CO SO	\$1,344.60
05-SF-048	WPD	\$1,726.00	12/29/2005	MENDOCINO CO SO	\$336.15
				UKIAH PD	\$336.15
				WILLITS PD	\$336.15
				AF OFFICER FUND	\$317.86
				CDA A	\$17.26
				DA OFFICE	\$172.60
				FORT BRAGG PD	\$79.47
				GENERAL FUND	\$414.24
				LEAA ED FUND 15%	\$168.29
				MENDOCINO CO SO	\$79.47
05-SF-049	TF	\$2,276.00	12/29/2005	UKIAH PD	\$79.47
				WILLITS PD	\$317.87
				WILLITS PD	\$79.47
				AF OFFICER FUND	\$419.16
				CDA A	\$22.76
				DA OFFICE	\$227.60
				FORT BRAGG PD	\$104.80
				GENERAL FUND	\$546.24
				LEAA ED FUND 15%	\$221.91
				MENDOCINO CO SO	\$104.79
05-SF-060	TF	\$4,531.00	12/13/2005	TF MENDOCINO CO NTF	\$209.58
				UKIAH PD	\$209.58
				UKIAH PD	\$104.79
				WILLITS PD	\$104.79
				AF OFFICER FUND	\$834.48
				CDA A	\$45.31
				DA OFFICE	\$453.10
				FORT BRAGG PD	\$208.61
				GENERAL FUND	\$1,087.44
				LEAA ED FUND 15%	\$441.77



State of California
ASSET FORFEITURE REPORT - 2005

Table 3

Admin Number	Docket Number	Amount Forfeited	Date Disbursed	Recipient	Amount Disbursed
05-SF-061	MCSO/F&G	\$3,771.00	12/21/2005	WILLITS PD	\$208.61
				AF OFFICER FUND	\$694.49
				CDAA	\$37.71
				DA OFFICE	\$377.10
				FORT BRAGG PD	\$173.64
				GENERAL FUND	\$905.04
				LEAA ED FUND 15%	\$367.67
				MENDOCINO CO SO	\$694.49
				MENDOCINO CO SO	\$173.62
				UKIAH PD	\$173.62
				WILLITS PD	\$173.62
MENDOCINO					\$312,434.54



State of California
ASSET FORFEITURE REPORT - 2005

Table 3

Admin Number	Docket Number	Amount Forfeited	Date Disbursed	Recipient	Amount Disbursed
MERCED					
02-019	146230	\$2,011.52	11/17/2005	15% - 11489	\$196.12
				CDAA	\$20.12
				DA OFFICE	\$201.15
				GENERAL FUND	\$482.76
				TF MERCED/M NTF-MMNTF	\$1,111.37
02-023	146325	\$196,300.33	5/10/2005	15% - 11489	\$19,139.29
				CDAA	\$1,963.00
				DA OFFICE	\$19,630.03
				GENERAL FUND	\$47,112.08
				TF MERCED/M NTF-MMNTF	\$108,455.93
02-023A	146546	\$27,034.79	9/20/2005	15% - 11489	\$2,635.89
				CDAA	\$270.35
				DA OFFICE	\$2,703.48
				GENERAL FUND	\$6,488.35
				TF MERCED/M NTF-MMNTF	\$14,936.72
02-029		\$1,658.00	4/7/2005	CDAA	\$16.58
				DA OFFICE	\$165.80
				GENERAL FUND	\$397.92
				MERCED PD	\$1,077.70
02-031		\$4,800.38	9/20/2005	15% - 11489	\$468.04
				CDAA	\$48.00
				DA OFFICE	\$480.04
				GENERAL FUND	\$1,152.09
				TF MERCED/M NTF-MMNTF	\$2,652.21
03-008	146652	\$1,212.96	9/20/2005	15% - 11489	\$118.26
				CDAA	\$12.13
				DA OFFICE	\$121.30
				GENERAL FUND	\$291.11
				TF MERCED/M NTF-MMNTF	\$670.16
03-010	146742	\$1,780.00	9/20/2005	15% - 11489	\$173.55
				CDAA	\$17.80
				DA OFFICE	\$178.00
				GENERAL FUND	\$427.20
				TF MERCED/M NTF-MMNTF	\$983.45
03-013	146749	\$2,756.55	9/20/2005	15% - 11489	\$268.76
				CDAA	\$27.57
				DA OFFICE	\$275.66
				GENERAL FUND	\$661.57



State of California
ASSET FORFEITURE REPORT - 2005

Table 3

Admin Number	Docket Number	Amount Forfeited	Date Disbursed	Recipient	Amount Disbursed
03-026	147310	\$2,898.60	3/11/2005	TF MERCED/M NTF-MMNTF	\$1,522.99
				15% - 11489	\$282.61
				CDAA	\$28.99
				DA OFFICE	\$289.86
				GENERAL FUND	\$695.66
03-029	147355	\$14,821.37	9/20/2005	TF MERCED/M NTF-MMNTF	\$1,601.48
				15% - 11489	\$1,445.08
				CDAA	\$148.21
				DA OFFICE	\$1,482.14
				GENERAL FUND	\$3,557.13
04-009	147815	\$6,324.03	11/3/2005	TF MERCED/M NTF-MMNTF	\$8,188.81
				CDAA	\$63.24
				DA OFFICE	\$632.40
				GENERAL FUND	\$1,517.77
04-018	148034	\$2,999.63	5/10/2005	STANISLAUS DRUG ENF AGY	\$4,110.62
				15% - 11489	\$292.46
				CDAA	\$30.00
				DA OFFICE	\$299.96
				GENERAL FUND	\$719.91
04-019		\$1,138.92	5/10/2005	TF MERCED/M NTF-MMNTF	\$1,657.30
				15% - 11489	\$111.04
				CDAA	\$11.39
				DA OFFICE	\$113.89
				GENERAL FUND	\$273.34
04-021		\$1,543.07	11/3/2005	TF MERCED/M NTF-MMNTF	\$629.26
				15% - 11489	\$150.45
				CDAA	\$15.43
				DA OFFICE	\$154.31
				GENERAL FUND	\$370.34
04-022		\$1,507.05	9/6/2005	TF-FMTF FRSNO METH	\$852.54
				CDAA	\$15.07
				DA OFFICE	\$150.71
				GENERAL FUND	\$361.69
				LOS BANOS PD	\$979.58
05-001		\$2,152.13	11/17/2005	15% - 11489	\$209.83
				CDAA	\$21.52
				DA OFFICE	\$215.21
				GENERAL FUND	\$516.51
				TF MERCED/M NTF-MMNTF	\$1,189.06



State of California
ASSET FORFEITURE REPORT - 2005

Table 3

Admin Number	Docket Number	Amount Forfeited	Date Disbursed	Recipient	Amount Disbursed
05-003		\$1,155.99	11/17/2005		
				15% - 11489	\$112.71
				CDA	\$11.56
				DA OFFICE	\$115.60
				GENERAL FUND	\$277.44
				TF MERCED/M NTF-MMNTF	\$638.68
MERCED					\$272,095.32



State of California
ASSET FORFEITURE REPORT - 2005

Table 3

Admin Number	Docket Number	Amount Forfeited	Date Disbursed	Recipient	Amount Disbursed
MONTEREY					
02-04	020093A	\$5,739.87	2/9/2005	CDA DA OFFICE GENERAL FUND SOLEDAD PD	\$57.40 \$573.99 \$1,377.57 \$3,730.91
02-29	MS 021714A	\$9,127.67	4/13/2005	CDA DA OFFICE GENERAL FUND MONTEREY CO SO	\$91.28 \$912.77 \$2,190.64 \$5,932.98
03-11(A)	MS031152A	\$1,158.30	3/10/2005	CDA DA OFFICE GENERAL FUND SALINAS PD	\$11.58 \$115.83 \$277.99 \$752.90
03-15		\$30,682.64	4/25/2005	CDA DA OFFICE GENERAL FUND SALINAS PD	\$306.83 \$3,068.26 \$7,363.83 \$19,943.72
03-57	MS032731A	\$1,646.11	2/9/2005	CDA DA OFFICE GENERAL FUND MONTEREY CO SO	\$16.46 \$164.61 \$395.07 \$1,069.97
03-65	MS033059A	\$55,623.23	4/25/2005	CDA DA OFFICE GENERAL FUND SALINAS PD	\$556.23 \$5,562.32 \$13,349.58 \$36,155.10
04-09	MS041814A	\$589.50	3/10/2005	CDA DA OFFICE GENERAL FUND SALINAS PD	\$5.90 \$58.95 \$141.48 \$383.17
04-11	MS041377A	\$173.34	1/13/2005	CDA DA OFFICE GENERAL FUND MONTEREY CO SO	\$1.73 \$17.33 \$41.60 \$112.68
04-12	MS041484A	\$5,518.99	1/26/2005	CDA DA OFFICE GENERAL FUND MONTEREY PD	\$55.19 \$551.90 \$1,324.56 \$3,587.34



State of California
ASSET FORFEITURE REPORT - 2005

Table 3

Admin Number	Docket Number	Amount Forfeited	Date Disbursed	Recipient	Amount Disbursed
04-13	MS041432B	\$353.99	2/9/2005	CDA	\$3.54
				DA OFFICE	\$35.40
				GENERAL FUND	\$84.96
				MONTEREY CO SO	\$230.09
04-14	MS041673A	\$640.99	3/10/2005	CDA	\$6.41
				DA OFFICE	\$64.10
				GENERAL FUND	\$153.84
				SALINAS PD	\$416.64
04-15	MS042097A	\$2,282.50	6/9/2005	CDA	\$22.83
				DA OFFICE	\$228.25
				GENERAL FUND	\$547.80
				SALINAS PD	\$1,483.62
04-17	MS041897A	\$1,163.50	3/10/2005	CDA	\$11.64
				DA OFFICE	\$116.35
				GENERAL FUND	\$279.24
				SALINAS PD	\$756.27
04-19	SS041771A	\$1,257.50	3/10/2005	CDA	\$12.58
				DA OFFICE	\$125.75
				GENERAL FUND	\$301.80
				SALINAS PD	\$817.37
04-21	MS041804A	\$394.34	2/9/2005	CDA	\$3.94
				DA OFFICE	\$39.43
				GENERAL FUND	\$94.64
				SEASIDE PD	\$256.33
04-26	MS042296B	\$659.99	2/25/2005	CDA	\$6.60
				DA OFFICE	\$66.00
				GENERAL FUND	\$158.40
				MONTEREY CO SO	\$428.99
04-27	SS041059A	\$561.99	3/10/2005	CDA	\$5.62
				DA OFFICE	\$56.20
				GENERAL FUND	\$134.88
				SEASIDE PD	\$365.29
04-28	MS042069B	\$1,776.99	3/22/2005	CDA	\$17.77
				DA OFFICE	\$177.70
				GENERAL FUND	\$426.48
				MONTEREY CO SO	\$1,155.04
04-29	MS042366A	\$5,553.98	3/22/2005	CDA	\$55.54



State of California
ASSET FORFEITURE REPORT - 2005

Table 3

Admin Number	Docket Number	Amount Forfeited	Date Disbursed	Recipient	Amount Disbursed
				DA OFFICE	\$555.40
				GENERAL FUND	\$1,332.96
				MONTEREY CO SO	\$3,610.08
04-31	MS042932A	\$9,368.03	4/25/2005		
				CDA A	\$93.68
				DA OFFICE	\$936.80
				GENERAL FUND	\$2,248.33
				SALINAS PD	\$6,089.22
04-33	SS041226A	\$2,564.02	4/25/2005		
				CDA A	\$25.64
				DA OFFICE	\$256.40
				GENERAL FUND	\$615.36
				MONTEREY CO SO	\$1,666.62
04-34	MS042802B	\$3,958.02	6/9/2005		
				CDA A	\$39.58
				DA OFFICE	\$395.80
				GENERAL FUND	\$949.92
				SALINAS PD	\$2,572.72
04-35		\$382.02	4/25/2005		
				CDA A	\$3.82
				DA OFFICE	\$38.20
				GENERAL FUND	\$91.68
				SEASIDE PD	\$248.32
04-37	MS043162A	\$940.16	9/27/2005		
				CDA A	\$9.40
				DA OFFICE	\$94.02
				GENERAL FUND	\$225.64
				SALINAS PD	\$611.10
04-38	MS043185A	\$750.16	6/9/2005		
				CDA A	\$7.50
				DA OFFICE	\$75.02
				GENERAL FUND	\$180.04
				MONTEREY PD	\$243.80
				SEASIDE PD	\$243.80
04-39	SS043284A	\$515.74	9/27/2005		
				CDA A	\$5.16
				DA OFFICE	\$51.57
				GENERAL FUND	\$123.78
				SALINAS PD	\$335.23
05-01	SS050767B	\$183.62	7/18/2005		
				CDA A	\$1.84
				DA OFFICE	\$18.36
				GENERAL FUND	\$44.07
				MONTEREY CO SO	\$119.35
05-02	SS050456A	\$690.62	7/18/2005		
				CDA A	\$6.91
				CHP-MONTEREY	\$112.22



State of California
ASSET FORFEITURE REPORT - 2005

Table 3

Admin Number	Docket Number	Amount Forfeited	Date Disbursed	Recipient	Amount Disbursed
				DA OFFICE	\$69.06
				GENERAL FUND	\$165.75
				MONTEREY CO SO	\$336.68
05-03	SS050548A	\$830.18	9/20/2005		
				CDA A	\$8.30
				DA OFFICE	\$83.02
				GENERAL FUND	\$199.24
				MONTEREY CO SO	\$539.62
05-04	SS050799A	\$142.04	7/18/2005		
				CDA A	\$1.42
				DA OFFICE	\$14.20
				GENERAL FUND	\$34.09
				MONTEREY CO SO	\$92.33
05-05	MS042893A	\$370.62	9/27/2005		
				CDA A	\$3.71
				DA OFFICE	\$37.06
				GENERAL FUND	\$88.95
				MONTEREY CO SO	\$240.90
05-06	SS050498A	\$6,074.62	11/2/2005		
				CDA A	\$60.75
				DA OFFICE	\$607.46
				GENERAL FUND	\$1,457.91
				SALINAS PD	\$3,948.50
05-07	MS041402C	\$4,515.81	9/12/2005		
				CDA A	\$45.16
				DA OFFICE	\$451.58
				GENERAL FUND	\$1,083.79
				MONTEREY CO SO	\$2,935.28
05-08	SS050576A	\$565.81	12/30/2005		
				CDA A	\$5.66
				DA OFFICE	\$56.58
				GENERAL FUND	\$135.79
				MONTEREY PD	\$367.78
05-09	SS051100A	\$4,147.67	9/12/2005		
				CDA A	\$41.48
				DA OFFICE	\$414.77
				GENERAL FUND	\$995.44
				MONTEREY CO SO	\$2,021.99
				SEASIDE PD	\$673.99
05-10	SS050985A	\$12,996.67	9/12/2005		
				CDA A	\$129.97
				CHP-MONTEREY	\$2,111.95
				DA OFFICE	\$1,299.67
				GENERAL FUND	\$3,119.20
				MONTEREY CO SO	\$6,335.88
05-11	SS051244A	\$1,311.41	9/27/2005		
				CDA A	\$13.11



State of California
ASSET FORFEITURE REPORT - 2005

Table 3

Admin Number	Docket Number	Amount Forfeited	Date Disbursed	Recipient	Amount Disbursed
				DA OFFICE	\$131.14
				GENERAL FUND	\$314.74
				SALINAS PD	\$852.42
05-12	SS051237A	\$8,515.18	9/27/2005		
				CDA A	\$85.15
				DA OFFICE	\$851.52
				GENERAL FUND	\$2,043.64
				SALINAS PD	\$5,534.87
05-16	SS051230A	\$436.18	9/27/2005		
				CDA A	\$4.36
				DA OFFICE	\$43.62
				GENERAL FUND	\$104.68
				SALINAS PD	\$283.52
05-17	SS050966A	\$6,531.94	11/2/2005		
				CDA A	\$65.32
				DA OFFICE	\$653.19
				GENERAL FUND	\$1,567.67
				SALINAS PD	\$4,245.76
05-19	SS043245A	\$1,656.94	12/30/2005		
				CDA A	\$16.57
				DA OFFICE	\$165.69
				GENERAL FUND	\$397.67
				MONTEREY PD	\$1,077.01
05-20	SS051366A	\$1,072.94	11/2/2005		
				CDA A	\$10.73
				DA OFFICE	\$107.29
				GENERAL FUND	\$257.51
				SALINAS PD	\$697.41
05-21		\$1,041.94	11/2/2005		
				CDA A	\$10.42
				DA OFFICE	\$104.19
				GENERAL FUND	\$250.07
				SALINAS PD	\$677.26
05-22	SS050967A	\$865.94	9/27/2005		
				CDA A	\$8.66
				DA OFFICE	\$86.59
				GENERAL FUND	\$207.83
				SEASIDE PD	\$562.86
05-23	SS050977A	\$961.94	9/27/2005		
				CDA A	\$9.62
				DA OFFICE	\$96.19
				GENERAL FUND	\$230.87
				SEASIDE PD	\$625.26
05-24		\$1,085.94	9/27/2005		
				CDA A	\$10.86
				DA OFFICE	\$108.59
				GENERAL FUND	\$260.63



State of California
ASSET FORFEITURE REPORT - 2005

Table 3

Admin Number	Docket Number	Amount Forfeited	Date Disbursed	Recipient	Amount Disbursed
05-26	SS051600A	\$515.87	11/28/2005	MONTEREY CO SO	\$705.86
				CDA A	\$5.16
				DA OFFICE	\$51.59
				GENERAL FUND	\$123.81
				SALINAS PD	\$335.31
05-27	SS051657A	\$2,352.87	11/28/2005		
				CDA A	\$23.53
				DA OFFICE	\$235.29
				GENERAL FUND	\$564.69
				SALINAS PD	\$1,529.36
05-28	SS051745A	\$578.87	11/28/2005		
				CDA A	\$5.79
				DA OFFICE	\$57.89
				GENERAL FUND	\$138.93
				MONTEREY CO SO	\$376.26
05-29	SS051872A	\$361.15	12/21/2005		
				CDA A	\$3.61
				DA OFFICE	\$36.12
				GENERAL FUND	\$86.68
				SALINAS PD	\$234.74
05-30	SS051555A	\$220.15	12/21/2005		
				CDA A	\$2.20
				DA OFFICE	\$22.02
				GENERAL FUND	\$52.84
				SALINAS PD	\$143.09
05-33	SS051682A	\$788.72	12/21/2005		
				CDA A	\$7.89
				DA OFFICE	\$78.87
				GENERAL FUND	\$189.29
				SEASIDE PD	\$512.67
05-34	SS052172A	\$562.72	12/21/2005		
				CDA A	\$5.63
				DA OFFICE	\$56.27
				GENERAL FUND	\$135.05
				MONTEREY CO SO	\$365.77
05-36	SS052234A	\$357.72	12/30/2005		
				CDA A	\$3.58
				DA OFFICE	\$35.77
				GENERAL FUND	\$85.85
				MONTEREY PD	\$232.52

MONTEREY

\$203,119.65



State of California
ASSET FORFEITURE REPORT - 2005

Table 3

Admin Number	Docket Number	Amount Forfeited	Date Disbursed	Recipient	Amount Disbursed
NAPA					
F-284		\$782.10	2/28/2005	CDA DA OFFICE GENERAL FUND NAPA SPECIAL INVEST BUR	\$7.82 \$78.22 \$187.70 \$508.36
F-324		\$1,903.23	2/28/2005	CDA DA OFFICE GENERAL FUND NAPA SPECIAL INVEST BUR	\$19.03 \$190.33 \$456.78 \$1,237.09
F-379		\$48,371.97	8/26/2005	CDA DA OFFICE GENERAL FUND NAPA SPECIAL INVEST BUR	\$483.72 \$4,837.20 \$11,609.27 \$31,441.78
F-380		\$54,002.74	5/17/2005	CDA DA OFFICE GENERAL FUND NAPA SPECIAL INVEST BUR	\$540.03 \$5,400.27 \$12,960.66 \$35,101.78
F-382		\$15,579.47	5/17/2005	CDA DA OFFICE GENERAL FUND NAPA SPECIAL INVEST BUR	\$155.79 \$1,557.95 \$3,739.07 \$10,126.66
F-387		\$451.16	2/9/2005	CDA DA OFFICE GENERAL FUND NAPA SPECIAL INVEST BUR	\$4.51 \$45.11 \$108.28 \$293.26
F-389		\$324.48	2/15/2005	NAPA CO SO NAPA PD	\$162.24 \$162.24
F-391		\$1,848.18	6/16/2005	CDA DA OFFICE GENERAL FUND NAPA SPECIAL INVEST BUR	\$18.48 \$184.82 \$443.56 \$1,201.32
F-392		\$712.19	5/2/2005	CDA DA OFFICE GENERAL FUND NAPA SPECIAL INVEST BUR	\$7.12 \$71.22 \$170.93 \$462.92
F-394		\$349.31	2/15/2005	CDA DA OFFICE	\$3.49 \$34.94



State of California
ASSET FORFEITURE REPORT - 2005

Table 3

Admin Number	Docket Number	Amount Forfeited	Date Disbursed	Recipient	Amount Disbursed
				GENERAL FUND	\$83.83
				NAPA SPECIAL INVEST BUR	\$227.05
F-395		\$4,724.31	5/2/2005		
				CDAA	\$47.23
				DA OFFICE	\$472.44
				GENERAL FUND	\$1,133.84
				NAPA SPECIAL INVEST BUR	\$3,070.80
F-402		\$8,136.00	11/14/2005		
				CDAA	\$81.36
				DA OFFICE	\$813.60
				GENERAL FUND	\$1,952.64
				NAPA SPECIAL INVEST BUR	\$5,288.40
F-403		\$249.02	4/25/2005		
				CDAA	\$2.50
				DA OFFICE	\$24.90
				GENERAL FUND	\$59.76
				NAPA SPECIAL INVEST BUR	\$161.86
F-404		\$1,785.16	2/18/2005		
				CDAA	\$17.85
				CHP-NAPA	\$446.29
				DA OFFICE	\$178.52
				GENERAL FUND	\$428.44
				NAPA SPECIAL INVEST BUR	\$714.06
F-406		\$792.52	7/6/2005		
				CDAA	\$7.93
				DA OFFICE	\$79.25
				GENERAL FUND	\$190.20
				NAPA SPECIAL INVEST BUR	\$515.14
F-407		\$380.15	4/25/2005		
				CDAA	\$3.80
				DA OFFICE	\$38.02
				GENERAL FUND	\$91.24
				NAPA SPECIAL INVEST BUR	\$247.09
F-408		\$213.15	2/15/2005		
				CDAA	\$2.13
				DA OFFICE	\$21.31
				GENERAL FUND	\$51.16
				NAPA SPECIAL INVEST BUR	\$138.55
F-409		\$1,048.32	4/25/2005		
				CDAA	\$10.48
				DA OFFICE	\$104.83
				GENERAL FUND	\$251.60
				NAPA SPECIAL INVEST BUR	\$681.41
F-413		\$2,474.59	6/16/2005		
				CDAA	\$24.75
				DA OFFICE	\$247.46
				GENERAL FUND	\$593.90



State of California
ASSET FORFEITURE REPORT - 2005

Table 3

Admin Number	Docket Number	Amount Forfeited	Date Disbursed	Recipient	Amount Disbursed
F-415		\$1,128.16	8/4/2005	NAPA SPECIAL INVEST BUR	\$1,608.48
				CDA A	\$11.28
				DA OFFICE	\$112.82
				GENERAL FUND	\$270.76
F-417		\$616.00	11/18/2005	NAPA SPECIAL INVEST BUR	\$733.30
				CDA A	\$6.16
				DA OFFICE	\$61.60
				GENERAL FUND	\$147.84
F-420		\$548.28	4/25/2005	NAPA SPECIAL INVEST BUR	\$400.40
				CDA A	\$5.48
				DA OFFICE	\$54.83
				GENERAL FUND	\$131.59
F-421		\$11,787.32	6/16/2005	NAPA SPECIAL INVEST BUR	\$356.38
				CDA A	\$117.88
				DA OFFICE	\$1,178.73
				GENERAL FUND	\$2,828.96
F-423		\$852.66	7/16/2005	NAPA SPECIAL INVEST BUR	\$7,661.75
				CDA A	\$8.53
				DA OFFICE	\$85.27
				GENERAL FUND	\$204.64
F-424		\$457.39	7/16/2005	NAPA SPECIAL INVEST BUR	\$554.22
				CDA A	\$4.57
				DA OFFICE	\$45.74
				GENERAL FUND	\$109.77
F-426		\$315.00	11/10/2005	NAPA SPECIAL INVEST BUR	\$297.31
				CDA A	\$3.15
				DA OFFICE	\$31.50
				GENERAL FUND	\$75.60
F-428		\$376.76	7/6/2005	NAPA SPECIAL INVEST BUR	\$204.75
				CDA A	\$3.77
				DA OFFICE	\$37.68
				GENERAL FUND	\$90.42
F-429		\$1,711.32	10/31/2005	NAPA SPECIAL INVEST BUR	\$244.89
				CDA A	\$17.11
				DA OFFICE	\$171.13
				GENERAL FUND	\$410.72
				NAPA SPECIAL INVEST BUR	\$1,112.36



State of California
ASSET FORFEITURE REPORT - 2005

Table 3

Admin Number	Docket Number	Amount Forfeited	Date Disbursed	Recipient	Amount Disbursed
F-430		\$1,279.73	7/6/2005	CDA DA OFFICE GENERAL FUND NAPA SPECIAL INVEST BUR	\$12.80 \$127.97 \$307.14 \$831.82
F-433		\$438.88	8/10/2005	CDA DA OFFICE GENERAL FUND NAPA SPECIAL INVEST BUR	\$4.39 \$43.89 \$105.33 \$285.27
F-434		\$293.60	7/6/2005	CDA DA OFFICE GENERAL FUND NAPA SPECIAL INVEST BUR	\$2.94 \$29.36 \$70.46 \$190.84
F-436		\$8,700.68	8/10/2005	CDA DA OFFICE GENERAL FUND NAPA SPECIAL INVEST BUR	\$87.01 \$870.07 \$2,088.16 \$5,655.44
F-437		\$375.94	8/26/2005	CDA DA OFFICE GENERAL FUND NAPA SPECIAL INVEST BUR	\$3.76 \$37.59 \$90.23 \$244.36
F-440		\$2,464.57	6/9/2005	CDA DA OFFICE GENERAL FUND NAPA SPECIAL INVEST BUR SONOMA CO DA	\$24.65 \$0.00 \$591.50 \$1,601.97 \$246.45
F-441		\$669.81	8/26/2005	CDA DA OFFICE GENERAL FUND NAPA SPECIAL INVEST BUR	\$6.70 \$66.98 \$160.75 \$435.38
F-442		\$1,041.57	10/31/2005	CDA DA OFFICE GENERAL FUND NAPA SPECIAL INVEST BUR	\$10.42 \$104.16 \$249.98 \$677.01
F-443		\$370.70	10/31/2005	CDA DA OFFICE GENERAL FUND NAPA SPECIAL INVEST BUR	\$3.71 \$37.07 \$88.97 \$240.95



State of California
ASSET FORFEITURE REPORT - 2005

Table 3

Admin Number	Docket Number	Amount Forfeited	Date Disbursed	Recipient	Amount Disbursed
F-445		\$727.96	10/31/2005	CDA	\$7.28
				DA OFFICE	\$72.80
				GENERAL FUND	\$174.71
				NAPA SPECIAL INVEST BUR	\$473.17
F-449		\$173.92	10/31/2005	CDA	\$1.74
				DA OFFICE	\$17.39
				GENERAL FUND	\$41.74
				NAPA SPECIAL INVEST BUR	\$113.05
F-450		\$402.19	10/31/2005	CDA	\$4.02
				DA OFFICE	\$40.22
				GENERAL FUND	\$96.53
				NAPA SPECIAL INVEST BUR	\$261.42
NAPA					\$178,860.49



State of California
ASSET FORFEITURE REPORT - 2005

Table 3

Admin Number	Docket Number	Amount Forfeited	Date Disbursed	Recipient	Amount Disbursed
NEVADA					
10404005		\$4,393.00	10/5/2005	CDA A	\$43.93
				DA OFFICE	\$439.30
				GENERAL FUND	\$1,054.32
				NEVADA CITY PD	\$571.09
				NEVADA CO SO	\$2,284.36
N2003-4049		\$6,112.15	6/23/2005	CDA A	\$61.12
				DA OFFICE	\$611.22
				GENERAL FUND	\$1,466.91
				NEVADA CO SO	\$3,972.90
N2003-4414		\$802.00	12/12/2005	CDA A	\$8.02
				DA OFFICE	\$80.20
				GENERAL FUND	\$192.48
				NEVADA CO SO	\$521.30
N2004-1377	SF04-223	\$5,793.00	6/15/2005	CDA A	\$57.93
				DA OFFICE	\$579.30
				GENERAL FUND	\$1,390.32
				NEVADA CO PROB	\$753.09
				NEVADA CO SO	\$3,012.36
NEVADA					\$17,100.15



State of California
ASSET FORFEITURE REPORT - 2005

Table 3

Admin Number	Docket Number	Amount Forfeited	Date Disbursed	Recipient	Amount Disbursed
ORANGE					
02CC07462		\$918.45	3/3/2005	CDA DA OFFICE GENERAL FUND HUNTINGTON BEACH PD	\$9.18 \$91.85 \$220.43 \$596.99
02CC07553		\$5,219.29	3/9/2005	CDA DA OFFICE GENERAL FUND ORANGE PD	\$52.19 \$521.93 \$1,252.63 \$3,392.54
02CC16837		\$2,294.83	4/21/2005	CDA DA OFFICE GENERAL FUND SANTA ANA PD	\$22.95 \$229.48 \$550.76 \$1,491.64
02F13202		\$730.00	2/2/2005	CDA DA OFFICE FULLERTON PD GENERAL FUND	\$7.30 \$73.00 \$474.50 \$175.20
03-388		\$942.46	4/21/2005	CDA COSTA MESA PD DA OFFICE GENERAL FUND	\$9.42 \$612.60 \$94.25 \$226.19
03CC01084		\$12,114.47	4/21/2005	BUENA PARK PD CDA DA OFFICE GENERAL FUND	\$7,874.41 \$92.82 \$1,239.77 \$2,907.47
03CC03171		\$3,830.62	6/13/2005	CDA DA OFFICE GENERAL FUND ORANGE CO SO	\$38.30 \$383.06 \$919.34 \$2,489.92
03CC17352		\$1,772.79	6/13/2005	CDA DA OFFICE GENERAL FUND ORANGE CO SO	\$17.72 \$177.27 \$425.46 \$1,152.34
03CC17440		\$2,015.79	6/8/2005	CDA DA OFFICE GARDEN GROVE PD GENERAL FUND	\$20.15 \$201.57 \$1,310.29 \$483.78



State of California
ASSET FORFEITURE REPORT - 2005

Table 3

Admin Number	Docket Number	Amount Forfeited	Date Disbursed	Recipient	Amount Disbursed
03F03158		\$1,720.22	5/10/2005	CDA DA OFFICE GENERAL FUND ORANGE CO SO	\$17.20 \$172.02 \$412.85 \$1,118.15
03F05999		\$2,800.00	4/21/2005	CDA CHP-SANTA ANA DA OFFICE GENERAL FUND	\$28.00 \$1,820.00 \$280.00 \$672.00
03F06409		\$380.36	3/30/2005	ALCOHOL BEV. CONTROL CDA COSTA MESA PD DA OFFICE GENERAL FUND	\$49.45 \$3.80 \$197.78 \$38.04 \$91.29
03F06472		\$1,610.58	2/2/2005	CDA DA OFFICE GENERAL FUND HUNTINGTON BEACH PD	\$16.11 \$161.05 \$386.54 \$1,046.88
03F06681		\$559.71	3/30/2005	CDA DA OFFICE GENERAL FUND ORANGE CO SO	\$5.60 \$55.97 \$134.33 \$363.81
03F07034		\$877.34	5/10/2005	CDA DA OFFICE GENERAL FUND ORANGE CO SO	\$8.77 \$87.73 \$210.56 \$570.28
03F09400		\$3,047.19	3/30/2005	CDA DA OFFICE GENERAL FUND PROACT	\$30.47 \$304.72 \$731.33 \$1,980.67
03F11607		\$1,550.00	5/29/2005	CDA DA OFFICE FULLERTON PD GENERAL FUND	\$15.50 \$155.00 \$1,007.50 \$372.00
03F11715		\$1,855.69	5/26/2005	CDA DA OFFICE GARDEN GROVE PD GENERAL FUND	\$18.56 \$185.56 \$1,206.20 \$445.37



State of California
ASSET FORFEITURE REPORT - 2005

Table 3

Admin Number	Docket Number	Amount Forfeited	Date Disbursed	Recipient	Amount Disbursed
03F12470		\$1,010.12	2/2/2005	CDA A	\$10.10
				DA OFFICE	\$101.01
				GENERAL FUND	\$242.43
				IRVINE PD	\$656.58
03F12848		\$2,030.61	1/25/2005	CDA A	\$20.31
				DA OFFICE	\$203.05
				GENERAL FUND	\$487.35
				IRVINE PD	\$1,319.90
03F13191		\$1,936.00	2/2/2005	CDA A	\$19.36
				DA OFFICE	\$193.60
				FULLERTON PD	\$1,258.40
				GENERAL FUND	\$464.64
03F14544		\$1,081.47	1/25/2005	CDA A	\$10.81
				DA OFFICE	\$108.15
				GENERAL FUND	\$259.55
				ORANGE CO SO	\$702.96
03F14752		\$1,149.00	9/27/2005	CDA A	\$11.49
				DA OFFICE	\$114.90
				GENERAL FUND	\$275.76
				TUSTIN PD	\$746.85
03F14777		\$1,739.75	3/30/2005	CDA A	\$17.40
				COSTA MESA PD	\$1,130.84
				DA OFFICE	\$173.97
				GENERAL FUND	\$417.54
04-102		\$21,598.11	2/2/2005	CDA A	\$215.98
				DA OFFICE	\$2,159.81
				FULLERTON PD	\$14,038.77
				GENERAL FUND	\$5,183.55
04-11721		\$800.00	11/15/2005	CDA A	\$8.00
				DA OFFICE	\$80.00
				GENERAL FUND	\$192.00
				NEWPORT BEACH PD	\$520.00
04-195		\$800.33	3/30/2005	CDA A	\$8.00
				DA OFFICE	\$80.03
				GENERAL FUND	\$192.08
				ORANGE CO SO	\$520.22
04-225		\$460.38	1/25/2005	CDA A	\$4.60



State of California
ASSET FORFEITURE REPORT - 2005

Table 3

Admin Number	Docket Number	Amount Forfeited	Date Disbursed	Recipient	Amount Disbursed
				DA OFFICE	\$46.04
				GENERAL FUND	\$110.49
					\$299.25
04-226		\$939.72	4/20/2005		
				CDA A	\$9.40
				DA OFFICE	\$93.97
				GENERAL FUND	\$225.53
				ORANGE CO SO	\$610.82
04-239650		\$3,695.22	4/20/2005		
				CDA A	\$36.95
				DA OFFICE	\$369.52
				GENERAL FUND	\$886.85
				RNSP	\$2,401.90
04-239804		\$15,670.77	4/20/2005		
				CDA A	\$156.71
				DA OFFICE	\$1,567.08
				GENERAL FUND	\$3,760.98
				RNSP	\$10,186.00
04-280		\$552.95	2/2/2005		
				CDA A	\$5.53
				DA OFFICE	\$55.29
				GENERAL FUND	\$132.71
				WESTMINSTER PD	\$359.42
04-409		\$1,755.99	1/15/2005		
				CDA A	\$23.11
				DA OFFICE	\$231.05
				GARDEN GROVE PD	\$1,501.83
04-420		\$566.14	2/2/2005		
				CDA A	\$5.66
				DA OFFICE	\$56.61
				GENERAL FUND	\$135.87
				IRVINE PD	\$368.00
04-422		\$7,935.27	4/21/2005		
				BNE	\$5,157.93
				CDA A	\$79.35
				DA OFFICE	\$793.53
				GENERAL FUND	\$1,904.46
04-450		\$1,037.94	2/2/2005		
				BUENA PARK PD	\$674.66
				CDA A	\$10.38
				DA OFFICE	\$103.79
				GENERAL FUND	\$249.11
04CC00339		\$12,981.60	4/21/2005		
				CDA A	\$129.82
				DA OFFICE	\$1,298.16
				GENERAL FUND	\$3,115.58
				SANTA ANA PD	\$8,438.04



State of California
ASSET FORFEITURE REPORT - 2005

Table 3

Admin Number	Docket Number	Amount Forfeited	Date Disbursed	Recipient	Amount Disbursed
04CC00456		\$1,106.17	4/21/2005	ANAHEIM PD	\$719.01
				CDA A	\$11.06
				DA OFFICE	\$110.62
				GENERAL FUND	\$265.48
04CC00473		\$10,336.64	1/25/2005	CDA A	\$103.37
				DA OFFICE	\$1,033.66
				GENERAL FUND	\$2,480.79
				IRVINE PD	\$6,718.82
04CC00491		\$314.68	1/25/2005	CDA A	\$3.15
				DA OFFICE	\$31.47
				GENERAL FUND	\$75.52
				SANTA ANA PD	\$204.54
04CC00879		\$1,250.94	8/9/2005	CDA A	\$12.50
				DA OFFICE	\$125.09
				GENERAL FUND	\$300.22
				HUNTINGTON BEACH PD	\$813.13
04CC00904		\$12,500.00	2/24/2005	CDA A	\$125.00
				DA OFFICE	\$1,250.00
				GENERAL FUND	\$3,000.00
				RNSP	\$8,125.00
04CC00925		\$2,038.81	1/25/2005	CDA A	\$20.39
				DA OFFICE	\$203.88
				GENERAL FUND	\$489.31
				ORANGE PD	\$1,325.23
04CC01021		\$4,013.31	6/8/2005	CDA A	\$40.13
				DA OFFICE	\$401.33
				GENERAL FUND	\$963.19
				ORANGE CO SO	\$2,608.66
04CC01038		\$17,481.92	2/25/2005	CDA A	\$194.82
				DA OFFICE	\$1,948.19
				GENERAL FUND	\$2,675.66
				IRVINE PD	\$12,663.25
04CC01059		\$3,420.62	2/24/2005	CDA A	\$34.21
				DA OFFICE	\$2,565.46
				GENERAL FUND	\$820.95
04CC01176		\$829.58	6/13/2005	ANAHEIM PD	\$539.23
				CDA A	\$8.30



State of California
ASSET FORFEITURE REPORT - 2005

Table 3

Admin Number	Docket Number	Amount Forfeited	Date Disbursed	Recipient	Amount Disbursed
				DA OFFICE	\$82.95
				GENERAL FUND	\$199.10
04CC01227		\$65,186.04	2/24/2005		
				CDAA	\$651.86
				DA OFFICE	\$6,518.60
				GENERAL FUND	\$15,644.65
					\$42,370.93
04CC01240		\$4,225.29	3/30/2005		
				CDAA	\$42.50
				DA OFFICE	\$422.50
				GENERAL FUND	\$1,014.01
				SANTA ANA PD	\$2,746.28
04CC01454		\$5,129.54	2/24/2005		
				CDAA	\$51.30
				DA OFFICE	\$512.95
				GENERAL FUND	\$1,231.09
				ORANGE PD	\$3,334.20
04CC01492		\$756.01	4/21/2005		
				BUENA PARK PD	\$491.41
				CDAA	\$7.56
				DA OFFICE	\$75.60
				GENERAL FUND	\$181.44
04F00333		\$1,028.00	4/21/2005		
				CDAA	\$10.28
				CHP-SANTA ANA	\$668.20
				DA OFFICE	\$102.80
				GENERAL FUND	\$246.72
04F00611		\$5,555.66	8/11/2005		
				CA DOJ-BNE ORANGE	\$3,611.18
				CDAA	\$55.56
				DA OFFICE	\$555.56
				GENERAL FUND	\$1,333.36
04F00626		\$750.00	2/2/2005		
				CDAA	\$7.50
				DA OFFICE	\$75.00
				GENERAL FUND	\$180.00
				RNSP	\$487.50
04F00634		\$3,582.18	1/25/2005		
				CDAA	\$35.82
				COSTA MESA PD	\$2,328.42
				DA OFFICE	\$358.22
				GENERAL FUND	\$859.72
04F00690		\$1,370.80	5/23/2005		
				CDAA	\$13.71
				COSTA MESA PD	\$891.02
				DA OFFICE	\$137.08
				GENERAL FUND	\$328.99



State of California
ASSET FORFEITURE REPORT - 2005

Table 3

Admin Number	Docket Number	Amount Forfeited	Date Disbursed	Recipient	Amount Disbursed
04F01715		\$1,372.40	5/10/2005	CDA DA OFFICE GENERAL FUND ORANGE CO SO	\$13.72 \$137.24 \$329.38 \$892.06
04F02398		\$4,172.00	1/25/2005	CDA COVINA PD DA OFFICE GENERAL FUND	\$41.72 \$2,711.80 \$417.20 \$1,001.28
04F04015		\$572.20	4/21/2005	CDA DA OFFICE GARDEN GROVE PD GENERAL FUND	\$5.72 \$57.22 \$371.93 \$137.33
04F04607		\$604.42	8/9/2005	CDA DA OFFICE GENERAL FUND SANTA ANA PD	\$6.04 \$60.44 \$145.06 \$392.88
04F05096		\$4,289.41	1/25/2005	CDA COSTA MESA PD DA OFFICE GENERAL FUND	\$42.89 \$2,788.12 \$428.94 \$1,029.46
04F05130		\$616.18	4/21/2005	CDA DA OFFICE GENERAL FUND IRVINE PD	\$6.16 \$61.62 \$147.88 \$400.52
04F05207		\$464.15	1/25/2005	CDA DA OFFICE GENERAL FUND IRVINE PD	\$4.64 \$46.41 \$111.40 \$301.70
04F05848		\$5,546.91	4/20/2005	CDA DA OFFICE GENERAL FUND ORANGE CO SO	\$55.44 \$554.39 \$1,330.54 \$3,606.54
04F06305		\$1,551.20	4/21/2005	CDA DA OFFICE GENERAL FUND WESTMINSTER PD	\$15.41 \$154.12 \$369.88 \$1,011.79
04F06354		\$791.35	2/2/2005	CDA	\$7.91



State of California
ASSET FORFEITURE REPORT - 2005

Table 3

Admin Number	Docket Number	Amount Forfeited	Date Disbursed	Recipient	Amount Disbursed
				DA OFFICE	\$79.14
				GENERAL FUND	\$189.92
				WESTMINSTER PD	\$514.38
04F06634		\$624.00	2/2/2005		
				CDA A	\$6.24
				DA OFFICE	\$62.40
				FULLERTON PD	\$405.60
				GENERAL FUND	\$149.76
04F06887		\$2,596.61	4/20/2005		
				CDA A	\$25.97
				DA OFFICE	\$259.65
				GENERAL FUND	\$623.19
				HUNTINGTON BEACH PD	\$1,687.80
04F06993		\$670.01	8/9/2005		
				CDA A	\$6.70
				DA OFFICE	\$67.00
				GARDEN GROVE PD	\$435.51
				GENERAL FUND	\$160.80
04F07107		\$417.05	6/21/2005		
				ANAHEIM PD	\$271.09
				CDA A	\$4.17
				DA OFFICE	\$41.70
				GENERAL FUND	\$100.09
04F07192		\$724.36	8/31/2005		
				ANAHEIM PD	\$470.85
				CDA A	\$7.24
				DA OFFICE	\$72.43
				GENERAL FUND	\$173.84
04F07367		\$540.76	1/25/2005		
				CDA A	\$5.41
				DA OFFICE	\$54.08
				GENERAL FUND	\$129.78
				SANTA ANA PD	\$351.49
04F07391B		\$535.78	1/25/2005		
				CDA A	\$5.36
				DA OFFICE	\$53.57
				GENERAL FUND	\$128.59
				SANTA ANA PD	\$348.26
04F07424		\$454.62	4/25/2005		
				CDA A	\$4.55
				DA OFFICE	\$45.46
				GENERAL FUND	\$109.11
				SANTA ANA PD	\$295.50
04F07426		\$553.90	1/25/2005		
				CDA A	\$5.54
				DA OFFICE	\$55.38
				GENERAL FUND	\$132.94



State of California
ASSET FORFEITURE REPORT - 2005

Table 3

Admin Number	Docket Number	Amount Forfeited	Date Disbursed	Recipient	Amount Disbursed
04F07441		\$6,879.98	1/27/2005	SANTA ANA PD	\$360.04
				CDA A	\$68.80
				DA OFFICE	\$687.99
				GENERAL FUND	\$1,651.20
				ORANGE CO SO	\$4,471.99
04F07677		\$833.30	1/25/2005	CDA A	\$8.33
				DA OFFICE	\$83.33
				GARDEN GROVE PD	\$541.65
				GENERAL FUND	\$199.99
04F07998		\$1,139.16	1/15/2005	CDA A	\$11.39
				COSTA MESA PD	\$740.45
				DA OFFICE	\$113.92
				GENERAL FUND	\$273.40
04F08244		\$741.23	4/20/2005	CDA A	\$7.41
				DA OFFICE	\$74.12
				GENERAL FUND	\$177.90
				ORANGE CO SO	\$481.80
04F08274		\$797.10	4/21/2005	CDA A	\$7.97
				DA OFFICE	\$79.71
				GARDEN GROVE PD	\$518.12
				GENERAL FUND	\$191.30
04F08314		\$360.14	3/30/2005	CDA A	\$10.29
				DA OFFICE	\$102.90
				GENERAL FUND	\$246.95
04F08325		\$2,046.26	1/25/2005	CDA A	\$20.46
				DA OFFICE	\$204.63
				GARDEN GROVE PD	\$1,330.07
				GENERAL FUND	\$491.10
04F08498		\$2,796.64	4/21/2005	CDA A	\$27.97
				DA OFFICE	\$279.66
				GENERAL FUND	\$671.19
				WESTMINSTER PD	\$1,817.82
04F08613A		\$16,616.41	4/21/2005	CDA A	\$166.16
				DA OFFICE	\$1,661.64
				GENERAL FUND	\$3,987.94
				ORANGE PD	\$10,800.67
04F08864		\$778.00	2/2/2005	CDA A	\$7.78



State of California
ASSET FORFEITURE REPORT - 2005

Table 3

Admin Number	Docket Number	Amount Forfeited	Date Disbursed	Recipient	Amount Disbursed
				DA OFFICE	\$77.80
				FULLERTON PD	\$505.70
				GENERAL FUND	\$186.72
04F08931		\$4,078.70	8/31/2005		
				ANAHEIM PD	\$2,651.17
				CDAA	\$40.78
				DA OFFICE	\$407.87
				GENERAL FUND	\$978.88
04F09251		\$1,489.82	4/21/2005		
				CDAA	\$14.90
				DA OFFICE	\$148.98
				GENERAL FUND	\$357.56
				ORANGE CO SO	\$968.38
04F09534		\$1,588.61	2/2/2005		
				CDAA	\$15.89
				DA OFFICE	\$1,191.45
				GENERAL FUND	\$381.27
04F09536A		\$680.85	3/30/2005		
				CDAA	\$6.81
				DA OFFICE	\$68.09
				GENERAL FUND	\$163.40
				SANTA ANA PD	\$442.55
04F09541		\$661.45	1/25/2005		
				CDAA	\$6.61
				DA OFFICE	\$66.15
				GENERAL FUND	\$158.75
				SANTA ANA PD	\$429.94
04F09710		\$791.79	8/31/2005		
				CDAA	\$7.91
				DA OFFICE	\$79.17
				GENERAL FUND	\$190.02
				SANTA ANA PD	\$514.69
04F09722		\$672.00	1/25/2005		
				CDAA	\$6.72
				DA OFFICE	\$67.20
				GENERAL FUND	\$161.28
				TUSTIN PD	\$436.80
04F09726		\$755.00	1/25/2005		
				CDAA	\$7.55
				DA OFFICE	\$75.50
				GENERAL FUND	\$181.20
				TUSTIN PD	\$490.75
04F09807		\$500.16	1/25/2005		
				CDAA	\$5.00
				DA OFFICE	\$50.02
				GENERAL FUND	\$120.04
				IRVINE PD	\$325.10



State of California
ASSET FORFEITURE REPORT - 2005

Table 3

Admin Number	Docket Number	Amount Forfeited	Date Disbursed	Recipient	Amount Disbursed
04F09839		\$878.21	2/2/2005	CDA DA OFFICE GENERAL FUND IRVINE PD	\$8.78 \$87.82 \$210.77 \$570.84
04F09955		\$525.21	2/2/2005	CDA DA OFFICE GENERAL FUND IRVINE PD	\$5.25 \$52.52 \$126.05 \$341.39
04F10086		\$1,133.37	2/2/2005	CDA DA OFFICE GENERAL FUND HUNTINGTON BEACH PD	\$11.33 \$113.34 \$272.01 \$736.69
04F10134		\$992.82	5/26/2005	CDA DA OFFICE GARDEN GROVE PD GENERAL FUND	\$9.93 \$99.28 \$645.33 \$238.28
04F10156		\$853.10	5/26/2005	CDA DA OFFICE GARDEN GROVE PD GENERAL FUND	\$8.53 \$85.31 \$554.52 \$204.74
04F10185		\$967.51	5/26/2005	CDA DA OFFICE GARDEN GROVE PD GENERAL FUND	\$9.68 \$96.75 \$628.88 \$232.20
04F10191		\$1,210.50	5/26/2005	CDA DA OFFICE GARDEN GROVE PD GENERAL FUND	\$12.11 \$121.04 \$786.83 \$290.52
04F10249		\$16,316.00	4/21/2005	CDA CYPRESS PD DA OFFICE GENERAL FUND	\$163.16 \$10,605.40 \$1,631.60 \$3,915.84
04F10370		\$830.26	1/25/2005	CDA DA OFFICE GENERAL FUND IRVINE PD	\$8.30 \$83.03 \$199.26 \$539.67
04F10423		\$1,370.80	7/11/2005	CDA	\$13.71



State of California
ASSET FORFEITURE REPORT - 2005

Table 3

Admin Number	Docket Number	Amount Forfeited	Date Disbursed	Recipient	Amount Disbursed
				COSTA MESA PD	\$891.02
				DA OFFICE	\$137.08
				GENERAL FUND	\$328.99
04F10468		\$1,898.00	8/11/2005		
				CDA A	\$18.98
				DA OFFICE	\$189.80
				GENERAL FUND	\$455.52
				TUSTIN PD	\$1,233.70
04F10479		\$774.67	1/25/2005		
				CDA A	\$7.75
				DA OFFICE	\$77.46
				GENERAL FUND	\$185.92
				SANTA ANA PD	\$503.54
04F10493		\$738.06	3/30/2005		
				CDA A	\$7.38
				DA OFFICE	\$73.81
				GENERAL FUND	\$177.13
				SANTA ANA PD	\$479.74
04F10624		\$16,791.00	2/2/2005		
				CDA A	\$167.91
				DA OFFICE	\$1,679.10
				FULLERTON PD	\$10,914.15
				GENERAL FUND	\$4,029.84
04F10732B		\$1,329.30	4/21/2005		
				CDA A	\$13.29
				DA OFFICE	\$132.93
				GENERAL FUND	\$319.03
				ORANGE PD	\$864.05
04F10798		\$9,470.05	1/25/2005		
				CDA A	\$94.70
				DA OFFICE	\$947.01
				GENERAL FUND	\$2,272.81
				ORANGE PD	\$6,155.53
04F10805		\$2,053.55	3/30/2005		
				CDA A	\$20.54
				DA OFFICE	\$205.35
				GENERAL FUND	\$492.85
				SANTA ANA PD	\$1,334.81
04F10865		\$673.32	1/25/2005		
				CDA A	\$6.73
				DA OFFICE	\$67.33
				GENERAL FUND	\$161.60
				ORANGE PD	\$437.66
04F11088		\$1,712.15	1/25/2005		
				BUENA PARK PD	\$1,112.90
				CDA A	\$17.12
				DA OFFICE	\$171.21



State of California
ASSET FORFEITURE REPORT - 2005

Table 3

Admin Number	Docket Number	Amount Forfeited	Date Disbursed	Recipient	Amount Disbursed
04F11090		\$541.79	1/25/2005	GENERAL FUND	\$410.92
				CDAA	\$5.42
				CYPRESS PD	\$352.16
				DA OFFICE	\$54.18
04F11246		\$2,065.34	2/28/2005	GENERAL FUND	\$130.03
				CDAA	\$20.65
				DA OFFICE	\$206.53
				GENERAL FUND	\$495.68
				WESTMINSTER PD	\$1,342.48
04F11255		\$1,878.23	2/2/2005	CDAA	\$18.78
				DA OFFICE	\$187.82
				GENERAL FUND	\$450.78
				ORANGE CO SO	\$1,220.85
04F11430		\$784.79	4/20/2005	CDAA	\$7.85
				DA OFFICE	\$78.48
				GENERAL FUND	\$188.35
				ORANGE CO SO	\$510.11
04F11452		\$473.36	4/20/2005	CDAA	\$4.73
				DA OFFICE	\$47.34
				GENERAL FUND	\$113.61
				ORANGE CO SO	\$307.68
04F11500		\$1,625.89	4/20/2005	CDAA	\$16.26
				DA OFFICE	\$162.59
				GENERAL FUND	\$390.21
				ORANGE CO SO	\$1,056.83
04F11517		\$484.41	2/2/2005	CDAA	\$4.84
				DA OFFICE	\$48.44
				GENERAL FUND	\$116.26
				ORANGE CO SO	\$314.87
04F11612		\$4,857.65	4/20/2005	CDAA	\$48.58
				DA OFFICE	\$485.76
				GENERAL FUND	\$1,165.84
				ORANGE CO SO	\$3,157.47
04F11698		\$1,854.00	3/30/2005	CDAA	\$18.54
				DA OFFICE	\$185.40
				GENERAL FUND	\$444.96
				NEWPORT BEACH PD	\$1,205.10



State of California
ASSET FORFEITURE REPORT - 2005

Table 3

Admin Number	Docket Number	Amount Forfeited	Date Disbursed	Recipient	Amount Disbursed
04F11762		\$865.46	1/25/2005	BUENA PARK PD	\$562.55
				CDA A	\$8.65
				DA OFFICE	\$86.55
				GENERAL FUND	\$207.71
04F11773		\$702.00	2/2/2005	CDA A	\$7.02
				DA OFFICE	\$70.20
				FULLERTON PD	\$456.30
				GENERAL FUND	\$168.48
04F11921		\$1,245.76	2/2/2005	BUENA PARK PD	\$809.75
				CDA A	\$12.45
				DA OFFICE	\$124.58
				GENERAL FUND	\$298.98
04F11970		\$1,083.88	3/30/2005	ANAHEIM PD	\$704.52
				CDA A	\$10.84
				DA OFFICE	\$108.39
				GENERAL FUND	\$260.13
04F12112		\$1,227.20	4/21/2005	CDA A	\$12.27
				DA OFFICE	\$122.72
				GENERAL FUND	\$294.53
				HUNTINGTON BEACH PD	\$797.68
04F12120		\$2,353.12	3/30/2005	CDA A	\$23.53
				DA OFFICE	\$235.31
				GENERAL FUND	\$564.75
				HUNTINGTON BEACH PD	\$1,529.53
04F12138		\$437.37	3/30/2005	CDA A	\$4.37
				CYPRESS PD	\$284.29
				DA OFFICE	\$43.74
				GENERAL FUND	\$104.97
04F12170		\$778.91	3/30/2005	CDA A	\$7.79
				DA OFFICE	\$77.89
				GARDEN GROVE PD	\$506.29
				GENERAL FUND	\$186.94
04F12173		\$3,436.85	2/2/2005	CDA A	\$34.37
				DA OFFICE	\$343.69
				GENERAL FUND	\$824.84
				HUNTINGTON BEACH PD	\$2,233.95
04F12180		\$1,350.20	2/2/2005	BUENA PARK PD	\$877.66



State of California
ASSET FORFEITURE REPORT - 2005

Table 3

Admin Number	Docket Number	Amount Forfeited	Date Disbursed	Recipient	Amount Disbursed
				CDA A	\$13.50
				DA OFFICE	\$135.02
				GENERAL FUND	\$324.02
04F12234		\$3,404.38	4/21/2005	CDA A	\$34.04
				DA OFFICE	\$340.44
				GARDEN GROVE PD	\$2,212.85
				GENERAL FUND	\$817.05
04F12255		\$382.20	1/25/2005	CDA A	\$3.82
				DA OFFICE	\$38.22
				GENERAL FUND	\$91.73
				TUSTIN PD	\$248.43
04F12468		\$1,119.92	4/20/2005	CDA A	\$11.20
				DA OFFICE	\$111.99
				GENERAL FUND	\$268.78
				ORANGE CO SO	\$727.95
04F12513		\$1,790.95	2/2/2005	BUENA PARK PD	\$1,164.12
				CDA A	\$17.91
				DA OFFICE	\$179.09
				GENERAL FUND	\$429.83
04F12552		\$751.01	4/21/2005	CDA A	\$7.51
				DA OFFICE	\$75.10
				FULLERTON PD	\$488.16
				GENERAL FUND	\$180.24
04F12654		\$1,037.43	4/20/2005	CDA A	\$10.37
				DA OFFICE	\$103.74
				GENERAL FUND	\$248.98
				ORANGE PD	\$674.34
04F12693		\$852.66	6/8/2005	BUENA PARK PD	\$554.23
				CDA A	\$8.53
				DA OFFICE	\$85.26
				GENERAL FUND	\$204.64
04F12798		\$455.10	3/30/2005	CDA A	\$4.55
				DA OFFICE	\$45.51
				FOUNTAIN VALLEY PD	\$295.82
				GENERAL FUND	\$109.22
04F12843		\$1,364.30	4/21/2005	CDA A	\$13.64
				DA OFFICE	\$136.43
				GENERAL FUND	\$327.43



State of California
ASSET FORFEITURE REPORT - 2005

Table 3

Admin Number	Docket Number	Amount Forfeited	Date Disbursed	Recipient	Amount Disbursed
04F12951		\$3,230.97	4/21/2005	HUNTINGTON BEACH PD	\$886.80
				CDA A	\$32.31
				DA OFFICE	\$323.10
				GENERAL FUND	\$775.43
04F13121A		\$3,714.28	4/20/2005	HUNTINGTON BEACH PD	\$2,100.13
				CDA A	\$37.14
				DA OFFICE	\$371.43
				GENERAL FUND	\$891.43
04F13372		\$3,364.03	4/21/2005	SANTA ANA PD	\$2,414.28
				CDA A	\$33.64
				DA OFFICE	\$336.40
				FULLERTON PD	\$2,186.60
				GENERAL FUND	\$807.39
04F13378		\$523.09	3/30/2005		
				BUENA PARK PD	\$340.01
				CDA A	\$5.23
				DA OFFICE	\$52.31
				GENERAL FUND	\$125.54
04F13500		\$754.49	3/30/2005		
				ANAHEIM PD	\$490.42
				CDA A	\$7.54
				DA OFFICE	\$75.45
				GENERAL FUND	\$181.08
04F13569		\$515.66	4/20/2005		
				CDA A	\$5.16
				DA OFFICE	\$51.56
				GENERAL FUND	\$123.76
04F13578		\$3,795.63	8/9/2005	ORANGE CO SO	\$335.18
				CDA A	\$37.95
				DA OFFICE	\$379.56
				GENERAL FUND	\$910.95
04F13766		\$4,601.00	4/21/2005	IRVINE PD	\$2,467.17
				CDA A	\$46.01
				DA OFFICE	\$460.09
				GENERAL FUND	\$1,104.24
				IRVINE PD	\$299.07
				TUSTIN PD	\$2,691.59
04F13805		\$1,334.88	4/18/2005		
				CDA A	\$13.35
				DA OFFICE	\$133.49
				GENERAL FUND	\$320.37
				ORANGE CO SO	\$867.67



State of California
ASSET FORFEITURE REPORT - 2005

Table 3

Admin Number	Docket Number	Amount Forfeited	Date Disbursed	Recipient	Amount Disbursed
04F13832		\$2,819.15	2/2/2005	CDA DA OFFICE GENERAL FUND ORANGE CO SO	\$28.19 \$281.91 \$676.60 \$1,832.45
04F13888		\$1,762.67	2/2/2005	CDA DA OFFICE GENERAL FUND ORANGE CO SO	\$17.63 \$176.26 \$423.04 \$1,145.74
04F13909		\$2,277.59	5/24/2005	CDA DA OFFICE GENERAL FUND ORANGE CO SO	\$22.78 \$227.76 \$546.62 \$1,480.43
04F13925		\$1,160.01	4/18/2005	CDA DA OFFICE GENERAL FUND ORANGE CO SO	\$11.60 \$116.00 \$278.40 \$754.01
04F13999		\$3,705.95	4/18/2005	CDA DA OFFICE GENERAL FUND ORANGE CO SO	\$37.06 \$370.59 \$889.43 \$2,408.87
04F14046		\$1,428.47	4/21/2005	CDA DA OFFICE GENERAL FUND ORANGE PD	\$14.28 \$142.85 \$342.83 \$928.51
04F14093		\$477.23	3/30/2005	CDA DA OFFICE GENERAL FUND ORANGE PD	\$4.77 \$47.72 \$114.54 \$310.20
04F14103		\$753.16	4/18/2005	CDA DA OFFICE GENERAL FUND ORANGE CO SO	\$7.53 \$75.32 \$180.76 \$489.55
04F14168		\$584.70	4/21/2005	CDA DA OFFICE GENERAL FUND HUNTINGTON BEACH PD	\$5.85 \$58.46 \$140.33 \$380.06
04F14232		\$4,020.11	3/30/2005	CDA	\$52.90



State of California
ASSET FORFEITURE REPORT - 2005

Table 3

Admin Number	Docket Number	Amount Forfeited	Date Disbursed	Recipient	Amount Disbursed
				DA OFFICE	\$528.96
				HUNTINGTON BEACH PD	\$3,438.25
04F14311		\$691.41	3/3/2005		
				ANAHEIM PD	\$449.42
				CDA A	\$6.91
				DA OFFICE	\$69.14
				GENERAL FUND	\$165.94
04F14409		\$6,760.05	5/23/2005		
				ANAHEIM PD	\$4,394.03
				CDA A	\$67.60
				DA OFFICE	\$676.01
				GENERAL FUND	\$1,622.41
04F14598		\$2,922.93	6/21/2005		
				CDA A	\$29.22
				DA OFFICE	\$292.29
				GENERAL FUND	\$701.50
				SANTA ANA PD	\$1,899.92
04F14847		\$732.02	6/8/2005		
				CDA A	\$7.32
				DA OFFICE	\$73.20
				GENERAL FUND	\$175.68
				SANTA ANA PD	\$475.82
04F14933		\$2,066.53	4/20/2005		
				CDA A	\$20.67
				DA OFFICE	\$206.65
				GENERAL FUND	\$495.97
				ORANGE CO SO	\$1,343.24
04F15313		\$1,742.35	6/8/2005		
				BUENA PARK PD	\$1,132.53
				CDA A	\$17.42
				DA OFFICE	\$174.24
				GENERAL FUND	\$418.16
04F15324		\$1,152.90	6/21/2005		
				ANAHEIM PD	\$749.40
				CDA A	\$11.52
				DA OFFICE	\$115.29
				GENERAL FUND	\$276.69
04F15375		\$846.91	6/8/2005		
				BUENA PARK PD	\$550.49
				CDA A	\$8.47
				DA OFFICE	\$84.69
				GENERAL FUND	\$203.26
04F15464		\$2,157.18	5/26/2005		
				CDA A	\$21.57
				DA OFFICE	\$215.72
				GARDEN GROVE PD	\$1,402.17
				GENERAL FUND	\$517.72



State of California
ASSET FORFEITURE REPORT - 2005

Table 3

Admin Number	Docket Number	Amount Forfeited	Date Disbursed	Recipient	Amount Disbursed
04F15514		\$751.65	4/20/2005	CDA DA OFFICE GENERAL FUND ORANGE CO SO	\$7.52 \$75.16 \$180.40 \$488.57
04F15531		\$491.00	8/11/2005	CDA DA OFFICE GENERAL FUND TUSTIN PD	\$4.91 \$49.10 \$117.84 \$319.15
04F15757B		\$1,120.16	5/10/2005	CDA DA OFFICE GENERAL FUND IRVINE PD	\$11.20 \$112.02 \$268.84 \$728.10
04H89856L		\$955.58	4/21/2005	CDA DA OFFICE GENERAL FUND IRVINE PD	\$9.56 \$95.55 \$229.34 \$621.13
04S83611L		\$641.51	1/27/2005	CDA DA OFFICE GENERAL FUND ORANGE CO SO	\$6.42 \$64.15 \$153.96 \$416.98
04S83647L		\$5,734.33	2/2/2005	CDA DA OFFICE GENERAL FUND ORANGE CO SO	\$57.34 \$573.43 \$1,376.24 \$3,727.32
04SM04040		\$9,185.00	5/11/2005	ORANGE CO SO	\$9,185.00
05-024		\$1,801.93	6/21/2005	CDA DA OFFICE GENERAL FUND SANTA ANA PD	\$18.01 \$180.19 \$432.46 \$1,171.27
05F00133		\$725.17	6/21/2005	CDA DA OFFICE GENERAL FUND IRVINE PD	\$7.25 \$72.51 \$174.04 \$471.37
05F00831		\$969.27	7/22/2005	CDA DA OFFICE GENERAL FUND ORANGE CO SO	\$9.69 \$96.92 \$232.62 \$630.04



State of California
ASSET FORFEITURE REPORT - 2005

Table 3

Admin Number	Docket Number	Amount Forfeited	Date Disbursed	Recipient	Amount Disbursed
05F00970		\$2,800.64	5/26/2005	CDA A	\$28.01
				DA OFFICE	\$280.06
				GENERAL FUND	\$672.15
				ORANGE CO SO	\$1,820.42
05F01131		\$669.99	6/21/2005	CDA A	\$6.69
				DA OFFICE	\$66.99
				GENERAL FUND	\$160.79
				HUNTINGTON BEACH PD	\$435.52
05F01485		\$2,473.27	6/8/2005	CDA A	\$24.73
				DA OFFICE	\$247.33
				GENERAL FUND	\$593.58
				SANTA ANA PD	\$1,607.63
05F01852		\$3,965.82	8/11/2005	CDA A	\$39.66
				DA OFFICE	\$396.58
				GENERAL FUND	\$951.80
					\$2,577.78
05F01863		\$1,885.44	8/9/2005	CDA A	\$18.85
				DA OFFICE	\$188.54
				GENERAL FUND	\$452.50
				HUNTINGTON BEACH PD	\$1,225.55
05F01992		\$570.21	5/26/2005	CDA A	\$5.70
				DA OFFICE	\$57.02
				GENERAL FUND	\$136.85
				ORANGE CO SO	\$370.64
05F02129		\$1,270.26	6/8/2005	CDA A	\$12.70
				DA OFFICE	\$127.03
				GENERAL FUND	\$304.86
				SANTA ANA PD	\$825.67
05F02191		\$1,026.64	8/31/2005	CDA A	\$10.26
				DA OFFICE	\$102.66
				GENERAL FUND	\$246.39
				SANTA ANA PD	\$667.33
05F02374		\$1,618.36	8/31/2005	ANAHEIM PD	\$1,051.95
				CDA A	\$16.18
				DA OFFICE	\$161.83
				GENERAL FUND	\$388.40
05F02591		\$910.68	6/21/2005	CDA A	\$9.10



State of California
ASSET FORFEITURE REPORT - 2005

Table 3

Admin Number	Docket Number	Amount Forfeited	Date Disbursed	Recipient	Amount Disbursed
				DA OFFICE	\$91.06
				GENERAL FUND	\$218.56
				HUNTINGTON BEACH PD	\$591.96
05F02782		\$810.35	8/31/2005		
				CDA A	\$8.10
				DA OFFICE	\$81.03
				GENERAL FUND	\$194.48
				SANTA ANA PD	\$526.74
05F03094		\$5,535.40	8/9/2005		
				CDA A	\$55.35
				DA OFFICE	\$553.54
				GENERAL FUND	\$1,328.49
				SEAL BEACH PD	\$3,598.02
05F03096		\$2,786.96	7/22/2005		
				CDA A	\$27.86
				DA OFFICE	\$278.69
				GENERAL FUND	\$668.87
				ORANGE CO SO	\$1,811.54
05F03129		\$1,202.41	8/9/2005		
				CDA A	\$12.02
				DA OFFICE	\$120.24
				GENERAL FUND	\$288.57
				HUNTINGTON BEACH PD	\$781.58
05F03483		\$1,684.90	11/22/2005		
				BUENA PARK PD	\$1,095.20
				CDA A	\$16.84
				DA OFFICE	\$168.49
				GENERAL FUND	\$404.37
05F03488		\$1,855.85	6/21/2005		
				BUENA PARK PD	\$1,206.32
				CDA A	\$18.55
				DA OFFICE	\$185.58
				GENERAL FUND	\$445.40
05F03813		\$923.51	8/11/2005		
				BUENA PARK PD	\$600.29
				CDA A	\$9.23
				DA OFFICE	\$92.35
				GENERAL FUND	\$221.64
05F03846		\$3,874.54	8/11/2005		
				BUENA PARK PD	\$2,518.47
				CDA A	\$38.74
				DA OFFICE	\$387.45
				GENERAL FUND	\$929.88
05F03890		\$510.75	8/2/2005		
				ANAHEIM PD	\$332.00
				CDA A	\$5.10
				DA OFFICE	\$51.07



State of California
ASSET FORFEITURE REPORT - 2005

Table 3

Admin Number	Docket Number	Amount Forfeited	Date Disbursed	Recipient	Amount Disbursed
05F04029		\$790.00	9/27/2005	GENERAL FUND	\$122.58
				CDA A	\$7.90
				DA OFFICE	\$79.00
				GENERAL FUND	\$189.60
				TUSTIN PD	\$513.50
05F04104		\$1,007.11	8/11/2005	CDA A	\$10.07
				DA OFFICE	\$100.71
				GENERAL FUND	\$241.70
				SANTA ANA PD	\$654.63
05F04168		\$2,037.45	5/26/2005	CDA A	\$20.37
				DA OFFICE	\$203.75
				GENERAL FUND	\$488.99
				ORANGE CO SO	\$1,324.34
05F04252		\$516.27	8/31/2005	CDA A	\$5.16
				DA OFFICE	\$51.62
				GENERAL FUND	\$123.90
				ORANGE CO SO	\$335.59
05F04297		\$1,719.27	9/27/2005	CDA A	\$17.19
				DA OFFICE	\$171.92
				GENERAL FUND	\$412.62
				ORANGE CO SO	\$1,117.54
05F04415		\$1,488.03	8/31/2005	CDA A	\$14.88
				DA OFFICE	\$148.80
				GENERAL FUND	\$357.12
				ORANGE CO SO	\$967.23
05F04485		\$900.79	9/27/2005	CDA A	\$9.00
				DA OFFICE	\$90.07
				GENERAL FUND	\$216.18
				ORANGE CO SO	\$585.54
05F04530		\$1,497.42	8/9/2005	CDA A	\$14.97
				DA OFFICE	\$149.74
				GARDEN GROVE PD	\$973.33
				GENERAL FUND	\$359.38
05F04734		\$3,339.22	9/27/2005	CDA A	\$33.39
				DA OFFICE	\$333.92
				GENERAL FUND	\$801.41
				ORANGE CO SO	\$2,170.50



State of California
ASSET FORFEITURE REPORT - 2005

Table 3

Admin Number	Docket Number	Amount Forfeited	Date Disbursed	Recipient	Amount Disbursed
05F05039		\$1,330.68	8/11/2005	CDA DA OFFICE GENERAL FUND SANTA ANA PD	\$13.30 \$133.06 \$319.36 \$864.96
05F05145		\$1,077.45	8/31/2005	CDA DA OFFICE GENERAL FUND SANTA ANA PD	\$10.77 \$107.74 \$258.58 \$700.36
05F05279		\$973.61	9/27/2005	CDA DA OFFICE GENERAL FUND ORANGE CO SO	\$9.73 \$97.36 \$233.66 \$632.86
05F05761		\$1,464.35	8/31/2005	CDA DA OFFICE GENERAL FUND SANTA ANA PD	\$14.64 \$146.43 \$351.44 \$951.84
05F05798		\$562.98	8/31/2005	CDA DA OFFICE GENERAL FUND SANTA ANA PD	\$5.62 \$56.29 \$135.11 \$365.96
05F05923		\$1,250.28	8/31/2005	ANAHEIM PD CDA DA OFFICE GENERAL FUND	\$812.70 \$12.50 \$125.02 \$300.06
05F05927		\$1,115.66	8/31/2005	CDA DA OFFICE GENERAL FUND SANTA ANA PD	\$11.15 \$111.56 \$267.75 \$725.20
05F06013		\$1,362.50	8/31/2005	ANAHEIM PD CDA DA OFFICE GENERAL FUND	\$885.63 \$13.62 \$136.25 \$327.00
05F06181		\$2,854.72	8/9/2005	BUENA PARK PD CDA DA OFFICE GENERAL FUND	\$1,855.58 \$28.54 \$285.47 \$685.13
05F06254		\$2,761.55	8/31/2005	ANAHEIM PD	\$1,795.02



State of California
ASSET FORFEITURE REPORT - 2005

Table 3

Admin Number	Docket Number	Amount Forfeited	Date Disbursed	Recipient	Amount Disbursed
				CDA A	\$27.61
				DA OFFICE	\$276.15
				GENERAL FUND	\$662.77
05F06772		\$1,053.57	9/27/2005		
				CDA A	\$10.53
				DA OFFICE	\$105.35
				GENERAL FUND	\$252.85
				ORANGE CO SO	\$684.84
05F07194		\$5,016.23	9/27/2005		
				CDA A	\$50.16
				DA OFFICE	\$501.62
				GENERAL FUND	\$1,203.89
				ORANGE CO SO	\$3,260.56
05F07272		\$1,445.49	9/27/2005		
				CDA A	\$14.45
				DA OFFICE	\$144.54
				GENERAL FUND	\$346.91
				ORANGE CO SO	\$939.59
05F07348		\$446.47	8/31/2005		
				ANAHEIM PD	\$290.22
				CDA A	\$4.46
				DA OFFICE	\$44.64
				GENERAL FUND	\$107.15
05F07782		\$478.52	9/27/2005		
				CDA A	\$4.78
				DA OFFICE	\$47.85
				GENERAL FUND	\$114.84
				ORANGE CO SO	\$311.05
ORANGE					\$589,019.85



State of California
ASSET FORFEITURE REPORT - 2005

Table 3

Admin Number	Docket Number	Amount Forfeited	Date Disbursed	Recipient	Amount Disbursed
PLACER					
FO-03-613		\$1,944.02	12/30/2005	15% - 11489	\$189.54
				CDAA	\$19.44
				DA OFFICE	\$194.40
				GENERAL FUND	\$466.56
				ROSEVILLE PD	\$1,074.08
FO-03-614		\$2,379.02	12/30/2005	15% - 11489	\$154.30
				CDAA	\$23.79
				DA OFFICE	\$237.90
				GENERAL FUND	\$570.96
				ROSEVILLE PD	\$1,392.07
FO-04-627		\$807.67	4/13/2005	15% - 11489	\$78.75
				CDAA	\$8.08
				DA OFFICE	\$80.77
				GENERAL FUND	\$193.84
				ROCKLIN PD	\$446.23
FO-04-631		\$1,736.67	8/4/2005	15% - 11489	\$169.33
				CDAA	\$17.37
				DA OFFICE	\$173.67
				GENERAL FUND	\$416.80
				ROCKLIN PD	\$959.50
FO-04-636		\$912.33	12/30/2005	15% - 11489	\$88.96
				CDAA	\$9.12
				DA OFFICE	\$91.23
				GENERAL FUND	\$218.96
				TF PLACER CO NTF	\$504.06
FO-04-638		\$1,235.23	5/11/2005	15% - 11489	\$120.44
				CDAA	\$12.35
				DA OFFICE	\$123.52
				GENERAL FUND	\$296.46
				ROSEVILLE PD	\$682.46
FO-04-639		\$1,715.33	5/11/2005	15% - 11489	\$167.24
				CDAA	\$17.15
				DA OFFICE	\$171.53
				GENERAL FUND	\$411.68
				ROSEVILLE PD	\$947.73
FO-04-640		\$1,097.67	5/11/2005	15% - 11489	\$107.03
				CDAA	\$10.98
				DA OFFICE	\$109.77



State of California
ASSET FORFEITURE REPORT - 2005

Table 3

Admin Number	Docket Number	Amount Forfeited	Date Disbursed	Recipient	Amount Disbursed
				GENERAL FUND	\$263.44
				ROCKLIN PD	\$606.45
FO-04-642		\$367.51	5/11/2005	15% - 11489	\$35.83
				CDA A	\$3.68
				DA OFFICE	\$36.75
				GENERAL FUND	\$88.20
				TF PLACER CO NTF	\$203.05
FO-04-643		\$954.50	8/4/2005	15% - 11489	\$93.06
				CDA A	\$9.55
				DA OFFICE	\$95.45
				GENERAL FUND	\$229.08
				ROSEVILLE PD	\$527.36
FO-05-645		\$454.67	8/4/2005	15% - 11489	\$44.33
				CDA A	\$4.55
				DA OFFICE	\$45.47
				GENERAL FUND	\$109.12
				ROCKLIN PD	\$251.20
FO-05-646		\$747.01	12/30/2005	15% - 11489	\$72.83
				CDA A	\$7.47
				DA OFFICE	\$74.70
				GENERAL FUND	\$179.28
				ROSEVILLE PD	\$412.73
FO-05-647		\$1,514.67	7/1/2005	15% - 11489	\$147.68
				CDA A	\$15.15
				DA OFFICE	\$151.47
				GENERAL FUND	\$363.52
				ROCKLIN PD	\$836.85
FO-05-648		\$10,926.46	7/1/2005	15% - 11489	\$1,065.33
				CDA A	\$109.26
				DA OFFICE	\$1,092.65
				GENERAL FUND	\$2,622.35
				ROSEVILLE PD	\$6,036.87
FO-05-650		\$3,229.57	12/30/2005	15% - 11489	\$314.88
				CDA A	\$32.30
				DA OFFICE	\$322.96
				GENERAL FUND	\$775.10
				TF PLACER CO NTF	\$1,784.33
FO-05-652		\$1,059.98	12/30/2005	15% - 11489	\$103.35
				CDA A	\$10.60



State of California
ASSET FORFEITURE REPORT - 2005

Table 3

Admin Number	Docket Number	Amount Forfeited	Date Disbursed	Recipient	Amount Disbursed
				DA OFFICE	\$106.00
				GENERAL FUND	\$254.40
				TF SOUTH LAKE	\$585.63
FO-05-655		\$1,947.31	12/30/2005		
				15% - 11489	\$189.86
				CDAA	\$19.47
				DA OFFICE	\$194.73
				GENERAL FUND	\$467.35
				ROSEVILLE PD	\$1,075.90
FO-05-657		\$960.06	12/30/2005		
				15% - 11489	\$93.61
				CDAA	\$9.60
				DA OFFICE	\$96.01
				GENERAL FUND	\$230.41
				TF PLACER CO NTF	\$530.43
PLACER					\$33,989.68



State of California
ASSET FORFEITURE REPORT - 2005

Table 3

Admin Number	Docket Number	Amount Forfeited	Date Disbursed	Recipient	Amount Disbursed
RIVERSIDE					
00-00Aa	Admin	\$624.33	4/12/2005	15% - 11489	\$60.87
				CDAA	\$6.24
				GENERAL FUND	\$149.84
				RIVERSIDE CO DA	\$62.43
				TF WEST COUNTY NTF	\$344.95
00-055Aa	Admin	\$2,293.75	4/12/2005	15% - 11489	\$219.94
				CDAA	\$22.55
				GENERAL FUND	\$541.38
				RIVERSIDE CO DA	\$263.58
				RIVERSIDE CO SO	\$1,246.30
00-224A	Admin	\$15,560.41	1/25/2005	15% - 11489	\$1,513.43
				CDAA	\$155.22
				GENERAL FUND	\$3,725.38
				RIVERSIDE CO DA	\$1,590.24
				TF CVNTF	\$8,576.14
01-069A	Admin	\$3,003.27	6/23/2005	15% - 11489	\$288.14
				CDAA	\$29.55
				GENERAL FUND	\$709.27
				RIVERSIDE CO DA	\$343.53
				RIVERSIDE PD	\$1,632.78
02-034A	Admin	\$898.43	9/6/2005	15% - 11489	\$87.60
				CDAA	\$8.99
				GENERAL FUND	\$215.62
				RIVERSIDE CO DA	\$89.84
				TF WEST COUNTY NTF	\$496.38
02-118A	Admin	\$1,816.55	4/12/2005	15% - 11489	\$153.91
				CDAA	\$15.79
				GENERAL FUND	\$378.85
				RIVERSIDE CO DA	\$395.85
				RIVERSIDE CO SO	\$872.15
02-121A	Admin	\$1,675.54	7/5/2005	15% - 11489	\$158.69
				CDAA	\$16.28
				GENERAL FUND	\$390.61
				RIVERSIDE CO DA	\$210.74
				TF SOUTHWEST CNTF	\$899.22
02-177A	Admin	\$1,966.14	5/9/2005	15% - 11489	\$187.02
				CDAA	\$19.18
				GENERAL FUND	\$460.35



State of California
ASSET FORFEITURE REPORT - 2005

Table 3

Admin Number	Docket Number	Amount Forfeited	Date Disbursed	Recipient	Amount Disbursed
				HEMET PD	\$1,059.77
				RIVERSIDE CO DA	\$239.82
03-013J	RIC388722	\$6,041.04	4/12/2005	15% - 11489	\$565.80
				CDA A	\$58.03
				GENERAL FUND	\$1,392.73
				RIVERSIDE CO DA	\$818.30
				TF ALLIED RIVERSIDE NET	\$3,206.18
03-021J	RIC390107	\$2,183.75	3/2/2005	15% - 11489	\$188.74
				CDA A	\$19.35
				GENERAL FUND	\$464.58
				RIVERSIDE CO DA	\$441.58
				RIVERSIDE CO SO	\$1,069.50
03-024J	RIC391411	\$6,776.50	5/9/2005	15% - 11489	\$637.50
				CDA A	\$65.38
				GENERAL FUND	\$1,569.24
				RIVERSIDE CO DA	\$891.86
				RIVERSIDE PD	\$3,612.52
03-028J	RIC389096	\$15,486.56	1/25/2005	15% - 11489	\$1,114.32
				CDA A	\$152.38
				CHP	\$2,476.27
				GENERAL FUND	\$3,657.25
				RIVERSIDE CO DA	\$1,771.86
				RIVERSIDE CO SO	\$6,314.48
03-031J	RIC391194	\$1,916.23	11/23/2005	15% - 11489	\$186.83
				CDA A	\$19.16
				GENERAL FUND	\$459.90
				PALM SPRINGS PD	\$1,058.72
				RIVERSIDE CO DA	\$191.62
03-056J	RIC394658	\$16,074.26	11/23/2005	15% - 11489	\$1,543.06
				CDA A	\$158.26
				GENERAL FUND	\$3,798.30
				RIVERSIDE CO DA	\$1,830.63
				RIVERSIDE PD	\$8,744.01
03-071J	RIC404485	\$2,126.05	8/10/2005	15% - 11489	\$183.11
				CDA A	\$18.78
				GENERAL FUND	\$450.73
				RIVERSIDE CO DA	\$435.81
				RIVERSIDE PD	\$1,037.62
03-081J	INC043247	\$1,863.06	7/5/2005	15% - 11489	\$157.47



State of California
ASSET FORFEITURE REPORT - 2005

Table 3

Admin Number	Docket Number	Amount Forfeited	Date Disbursed	Recipient	Amount Disbursed
				CDA A	\$16.15
				GENERAL FUND	\$387.61
				RIVERSIDE CO DA	\$409.51
				RIVERSIDE CO SO	\$892.32
03-130J	RIC408223	\$7,054.45	4/12/2005		
				15% - 11489	\$663.63
				CDA A	\$68.06
				GENERAL FUND	\$1,633.55
				RIVERSIDE CO DA	\$928.65
				TF ALLIED RIVERSIDE NET	\$3,760.56
03-143J	RIC405993	\$957.31	7/5/2005		
				15% - 11489	\$69.16
				CDA A	\$7.09
				GENERAL FUND	\$170.23
				RIVERSIDE CO DA	\$318.93
				RIVERSIDE CO SO	\$391.90
04-001J	RIC407051	\$1,439.98	3/2/2005		
				15% - 11489	\$116.22
				CDA A	\$11.92
				GENERAL FUND	\$286.07
				HEMET PD	\$658.57
				RIVERSIDE CO DA	\$367.20
04-003A	Admin	\$6,734.30	5/9/2005		
				15% - 11489	\$652.89
				CDA A	\$66.96
				GENERAL FUND	\$1,607.11
				RIVERSIDE CO DA	\$707.64
				RIVERSIDE PD	\$3,699.70
04-006A	Admin	\$1,740.26	5/9/2005		
				15% - 11489	\$165.97
				CDA A	\$17.02
				GENERAL FUND	\$408.54
				RIVERSIDE CO DA	\$208.23
				RIVERSIDE PD	\$940.50
04-009J	INC041777	\$3,590.93	4/12/2005		
				15% - 11489	\$325.94
				CDA A	\$33.43
				GENERAL FUND	\$802.30
				RIVERSIDE CO DA	\$582.29
				TF CVNTF	\$1,846.97
04-013A	Admin	\$1,727.50	3/2/2005		
				15% - 11489	\$168.42
				CDA A	\$17.28
				CORONA PD	\$954.45
				GENERAL FUND	\$414.60
				RIVERSIDE CO DA	\$172.75



State of California
ASSET FORFEITURE REPORT - 2005

Table 3

Admin Number	Docket Number	Amount Forfeited	Date Disbursed	Recipient	Amount Disbursed
04-013J	RIC408987	\$3,404.94	3/2/2005	15% - 11489	\$307.80
				CDA	\$31.57
				CORONA PD	\$1,744.22
				GENERAL FUND	\$757.66
				RIVERSIDE CO DA	\$563.69
04-018JA	RIC409466	\$2,515.89	3/2/2005	15% - 11489	\$222.09
				CDA	\$22.78
				GENERAL FUND	\$546.69
				RIVERSIDE CO DA	\$465.79
				TF SOUTHWEST CNTF	\$1,258.54
04-018JB	RIC408564	\$1,227.35	7/5/2005	15% - 11489	\$119.67
				CDA	\$12.27
				GENERAL FUND	\$294.57
				RIVERSIDE CO DA	\$122.74
				TF SOUTHWEST CNTF	\$678.10
04-019J	INC043314	\$1,401.85	7/5/2005	15% - 11489	\$113.48
				CDA	\$11.64
				GENERAL FUND	\$279.32
				RIVERSIDE CO DA	\$354.38
				TF CVNTF	\$643.03
04-020JA	RIC415369	\$15,213.14	4/12/2005	15% - 11489	\$1,460.08
				CDA	\$149.75
				GENERAL FUND	\$3,594.03
				RIVERSIDE CO DA	\$1,735.52
				RIVERSIDE CO SO	\$8,273.76
04-020JB	RIC421359	\$251,373.55	7/5/2005	15% - 11489	\$23,928.80
				CDA	\$2,454.24
				GENERAL FUND	\$58,901.65
				RIVERSIDE CO DA	\$24,542.36
				RIVERSIDE CO SO	\$141,546.50
04-020JC	RIC421359	\$88,909.16	11/1/2005	15% - 11489	\$8,668.64
				CDA	\$889.09
				GENERAL FUND	\$21,338.20
				RIVERSIDE CO DA	\$8,890.92
				RIVERSIDE CO SO	\$49,122.31
04-020JD	SWF007470	\$2,587.51	11/23/2005	15% - 11489	\$252.28
				CDA	\$25.88
				GENERAL FUND	\$621.00
				RIVERSIDE CO DA	\$258.75



State of California
ASSET FORFEITURE REPORT - 2005

Table 3

Admin Number	Docket Number	Amount Forfeited	Date Disbursed	Recipient	Amount Disbursed
04-020JE	RIC421359	\$5,404.35	12/22/2005	RIVERSIDE CO SO	\$1,429.60
				15% - 11489	\$526.92
				CDAA	\$54.04
				GENERAL FUND	\$1,297.04
				RIVERSIDE CO DA	\$540.43
				RIVERSIDE CO SO	\$2,985.92
04-025A	Admin	\$1,062.29	5/9/2005	15% - 11489	\$99.87
				CDAA	\$10.24
				GENERAL FUND	\$245.83
				RIVERSIDE CO DA	\$140.43
				RIVERSIDE PD	\$565.92
04-026J	RIC409935	\$1,037.03	3/2/2005	15% - 11489	\$77.91
				CDAA	\$7.99
				GENERAL FUND	\$191.77
				RIVERSIDE CO DA	\$317.90
				TF ALLIED RIVERSIDE NET	\$441.46
04-029J	RIC410254	\$2,006.24	1/25/2005	15% - 11489	\$172.40
				CDAA	\$17.69
				GENERAL FUND	\$424.38
				RIVERSIDE CO DA	\$414.82
				TF SOUTHWEST CNTF	\$976.95
04-035J	RIC411405	\$3,225.58	1/25/2005	15% - 11489	\$291.28
				CDAA	\$29.88
				GENERAL FUND	\$717.02
				RIVERSIDE CO DA	\$536.76
				RIVERSIDE CO SO	\$1,650.64
04-040J	INC043170	\$14,623.64	9/6/2005	15% - 11489	\$1,402.60
				CDAA	\$143.86
				GENERAL FUND	\$3,452.55
				RIVERSIDE CO DA	\$1,676.56
				TF CVNTF	\$7,948.07
04-042J	INC043703	\$3,942.23	4/12/2005	15% - 11489	\$361.16
				CDAA	\$37.04
				GENERAL FUND	\$889.01
				RIVERSIDE CO DA	\$608.42
				TF CVNTF	\$2,046.60
04-043J	RIC420778	\$26,823.49	10/7/2005	15% - 11489	\$2,615.29
				CDAA	\$268.23
				GENERAL FUND	\$6,437.64



State of California
ASSET FORFEITURE REPORT - 2005

Table 3

Admin Number	Docket Number	Amount Forfeited	Date Disbursed	Recipient	Amount Disbursed
				RIVERSIDE CO DA	\$2,682.35
				TF ALLIED RIVERSIDE NET	\$14,819.98
04-044A	Admin	\$99.30	3/2/2005	15% - 11489	\$9.68
				CDA A	\$0.99
				GENERAL FUND	\$23.83
				RIVERSIDE CO DA	\$9.93
				TF PALO VERDE VALLEY NTF	\$54.87
04-044J	BLC002874	\$953.01	3/2/2005	15% - 11489	\$69.71
				CDA A	\$7.15
				GENERAL FUND	\$171.60
				RIVERSIDE CO DA	\$309.50
				TF PALO VERDE VALLEY NTF	\$395.05
04-045A	Admin	\$4,252.43	3/2/2005	15% - 11489	\$410.91
				CDA A	\$42.14
				GENERAL FUND	\$1,011.46
				RIVERSIDE CO DA	\$459.44
				RIVERSIDE PD	\$2,328.48
04-047J	BLC002880	\$1,038.23	3/2/2005	15% - 11489	\$78.02
				CDA A	\$8.00
				GENERAL FUND	\$192.06
				RIVERSIDE CO DA	\$318.02
				TF PALO VERDE VALLEY NTF	\$442.13
04-053A	Admin	\$4,702.69	3/2/2005	15% - 11489	\$454.80
				CDA A	\$46.65
				GENERAL FUND	\$1,119.53
				RIVERSIDE CO DA	\$504.47
				TF SOUTHWEST CNTF	\$2,577.24
04-056J	Admin	\$1,056.87	4/12/2005	15% - 11489	\$79.84
				CDA A	\$8.18
				GENERAL FUND	\$196.53
				RIVERSIDE CO DA	\$319.89
				TF WEST COUNTY NTF	\$452.43
04-058A	Admin	\$2,247.02	1/25/2005	15% - 11489	\$215.38
				CDA A	\$22.08
				GENERAL FUND	\$530.17
				RIVERSIDE CO DA	\$258.90
				RIVERSIDE PD	\$1,220.49
04-060J	RIC415224	\$2,218.14	1/25/2005	15% - 11489	\$193.06
				CDA A	\$19.80



State of California
ASSET FORFEITURE REPORT - 2005

Table 3

Admin Number	Docket Number	Amount Forfeited	Date Disbursed	Recipient	Amount Disbursed
				GENERAL FUND	\$475.23
				MURRIETA PD	\$1,094.04
				RIVERSIDE CO DA	\$436.01
04-062A	Admin	\$15,135.16	1/25/2005		
				15% - 11489	\$1,471.97
				CDA A	\$150.97
				GENERAL FUND	\$3,623.32
				MURRIETA PD	\$8,341.18
				RIVERSIDE CO DA	\$1,547.72
04-064J	RIC416687	\$10,253.06	8/10/2005		
				15% - 11489	\$976.47
				CDA A	\$100.15
				GENERAL FUND	\$2,403.61
				MURRIETA PD	\$5,533.32
				RIVERSIDE CO DA	\$1,239.51
04-065A	Admin	\$1,337.34	3/2/2005		
				15% - 11489	\$126.69
				CDA A	\$12.99
				GENERAL FUND	\$311.84
				RIVERSIDE CO DA	\$167.93
				TF SOUTHWEST CNTF	\$717.89
04-066J	RIC421723	\$1,101.83	11/1/2005		
				15% - 11489	\$84.22
				CDA A	\$8.64
				GENERAL FUND	\$207.32
				HEMET PD	\$477.27
				RIVERSIDE CO DA	\$324.38
04-068J	INC046517	\$2,874.94	7/5/2005		
				15% - 11489	\$257.10
				CDA A	\$26.37
				GENERAL FUND	\$632.87
				RIVERSIDE CO DA	\$501.69
				TF CVNTF	\$1,456.91
04-070A	Admin	\$8,466.33	3/2/2005		
				15% - 11489	\$821.76
				CDA A	\$84.28
				GENERAL FUND	\$2,022.80
				MURRIETA PD	\$4,656.65
				RIVERSIDE CO DA	\$880.84
04-071A	Admin	\$5,885.72	1/25/2005		
				15% - 11489	\$570.15
				CDA A	\$58.48
				GENERAL FUND	\$1,403.45
				RIVERSIDE CO DA	\$622.77
				TF WEST COUNTY NTF	\$3,230.87
04-072A	Admin	\$582.69	3/2/2005		
				15% - 11489	\$53.11



State of California
ASSET FORFEITURE REPORT - 2005

Table 3

Admin Number	Docket Number	Amount Forfeited	Date Disbursed	Recipient	Amount Disbursed
				CDAA	\$5.45
				GENERAL FUND	\$130.73
				HEMET PD	\$300.93
				RIVERSIDE CO DA	\$92.47
04-073J	RIC416379	\$1,048.07	8/10/2005		
				15% - 11489	\$78.98
				CDAA	\$8.10
				GENERAL FUND	\$194.42
				RIVERSIDE CO DA	\$319.01
				RIVERSIDE PD	\$447.56
04-074A	Admin	\$7,543.25	3/2/2005		
				15% - 11489	\$731.76
				CDAA	\$75.05
				GENERAL FUND	\$1,801.26
				RIVERSIDE CO DA	\$788.52
				RIVERSIDE CO SO	\$4,146.66
04-075A	Admin	\$3,746.50	3/2/2005		
				15% - 11489	\$361.58
				CDAA	\$37.08
				GENERAL FUND	\$890.04
				RIVERSIDE CO DA	\$408.85
				RIVERSIDE CO SO	\$2,048.95
04-076A	Admin	\$2,104.48	1/25/2005		
				15% - 11489	\$201.48
				CDAA	\$20.66
				GENERAL FUND	\$495.96
				RIVERSIDE CO DA	\$244.65
				RIVERSIDE CO SO	\$1,141.73
04-077J	RIC421022	\$2,203.78	10/7/2005		
				15% - 11489	\$191.66
				CDAA	\$19.66
				CORONA PD	\$1,086.09
				GENERAL FUND	\$471.79
				RIVERSIDE CO DA	\$434.58
04-079A	Admin	\$1,507.39	3/2/2005		
				15% - 11489	\$143.27
				CDAA	\$14.69
				GENERAL FUND	\$352.65
				RIVERSIDE CO DA	\$184.94
				TF SOUTHWEST CNTF	\$811.84
04-080A	Admin	\$9,069.71	3/2/2005		
				15% - 11489	\$880.59
				CDAA	\$90.32
				GENERAL FUND	\$2,167.61
				HEMET PD	\$4,990.02
				RIVERSIDE CO DA	\$941.17



State of California
ASSET FORFEITURE REPORT - 2005

Table 3

Admin Number	Docket Number	Amount Forfeited	Date Disbursed	Recipient	Amount Disbursed
04-081AA	Admin	\$524.95	8/10/2005	15% - 11489	\$47.48
				CDA	\$4.87
				GENERAL FUND	\$116.87
				RIVERSIDE CO DA	\$86.70
				SAN BERNARDINO PD	\$269.03
04-081AB	Admin	\$419.78	10/7/2005	15% - 11489	\$37.22
				CDA	\$3.82
				GENERAL FUND	\$91.63
				RIVERSIDE CO DA	\$76.18
				SAN BERNARDINO PD	\$210.93
04-082A	Admin	\$5,309.72	1/25/2005	15% - 11489	\$513.99
				CDA	\$52.73
				CORONA PD	\$2,912.62
				GENERAL FUND	\$1,265.21
				RIVERSIDE CO DA	\$565.17
04-084A	Admin	\$1,372.82	3/2/2005	15% - 11489	\$130.14
				CDA	\$13.35
				GENERAL FUND	\$320.36
				RIVERSIDE CO DA	\$171.48
				RIVERSIDE PD	\$737.49
04-086AA	Admin	\$2,646.60	3/2/2005	15% - 11489	\$254.34
				CDA	\$26.09
				GENERAL FUND	\$626.06
				RIVERSIDE CO DA	\$298.86
				RIVERSIDE CO SO	\$1,441.25
04-086AB	Admin	\$1,731.67	11/23/2005	15% - 11489	\$168.84
				CDA	\$17.32
				GENERAL FUND	\$415.60
				RIVERSIDE CO DA	\$173.16
				RIVERSIDE CO SO	\$956.75
04-089A	RIC420343	\$810.14	7/5/2005	15% - 11489	\$55.78
				CDA	\$5.72
				GENERAL FUND	\$137.31
				RIVERSIDE CO DA	\$295.21
				RIVERSIDE CO SO	\$316.12
04-090A	Admin	\$1,249.49	3/2/2005	15% - 11489	\$118.12
				CDA	\$12.11
				GENERAL FUND	\$290.76
				RIVERSIDE CO DA	\$159.15



State of California
ASSET FORFEITURE REPORT - 2005

Table 3

Admin Number	Docket Number	Amount Forfeited	Date Disbursed	Recipient	Amount Disbursed
04-091AA	Admin	\$4,504.96	3/2/2005	RIVERSIDE CO SO	\$669.35
				15% - 11489	\$435.53
				CDAA	\$44.67
				CORONA PD	\$2,467.99
				GENERAL FUND	\$1,072.07
04-091AB	Admin	\$8,803.52	4/12/2005	RIVERSIDE CO DA	\$484.70
				15% - 11489	\$854.64
				CDAA	\$87.65
				CORONA PD	\$4,842.95
				GENERAL FUND	\$2,103.73
04-093A	Admin	\$1,848.15	3/2/2005	RIVERSIDE CO DA	\$914.55
				15% - 11489	\$176.49
				CDAA	\$18.10
				GENERAL FUND	\$434.44
				RIVERSIDE CO DA	\$219.02
04-094A	Admin	\$2,374.13	11/23/2005	RIVERSIDE CO SO	\$1,000.10
				15% - 11489	\$227.77
				CDAA	\$23.36
				GENERAL FUND	\$560.67
				RIVERSIDE CO DA	\$271.61
04-095A	Admin	\$1,083.86	3/2/2005	TF SOUTHWEST CNTF	\$1,290.72
				15% - 11489	\$101.97
				CDAA	\$10.46
				GENERAL FUND	\$251.00
				RIVERSIDE CO DA	\$142.59
04-096JA	RIC420712	\$368.14	8/10/2005	RIVERSIDE CO SO	\$577.84
				15% - 11489	\$35.89
				CDAA	\$3.68
				GENERAL FUND	\$88.35
				RIVERSIDE CO DA	\$36.82
04-096JB	RIC420266	\$1,758.00	11/23/2005	RIVERSIDE PD	\$203.40
				15% - 11489	\$148.20
				CDAA	\$15.20
				GENERAL FUND	\$364.80
				RIVERSIDE CO DA	\$390.00
04-097A	Admin	\$3,234.04	3/2/2005	RIVERSIDE PD	\$839.80
				15% - 11489	\$311.61
				CDAA	\$31.96
				GENERAL FUND	\$767.05



State of California
ASSET FORFEITURE REPORT - 2005

Table 3

Admin Number	Docket Number	Amount Forfeited	Date Disbursed	Recipient	Amount Disbursed
				RIVERSIDE CO DA	\$357.60
				TF SOUTHWEST CNTF	\$1,765.82
04-098A	Admin	\$1,072.64	3/2/2005	15% - 11489	\$100.88
				CDA A	\$10.35
				GENERAL FUND	\$248.31
				RIVERSIDE CO DA	\$141.46
				TF SOUTHWEST CNTF	\$571.64
04-099A	Admin	\$2,246.62	3/2/2005	15% - 11489	\$215.34
				CDA A	\$22.09
				GENERAL FUND	\$530.07
				RIVERSIDE CO DA	\$258.86
				RIVERSIDE CO SO	\$1,220.26
04-100A	Admin	\$1,747.38	3/2/2005	15% - 11489	\$166.66
				CDA A	\$17.09
				GENERAL FUND	\$410.25
				RIVERSIDE CO DA	\$208.94
				RIVERSIDE CO SO	\$944.44
04-101A	Admin	\$983.84	3/2/2005	15% - 11489	\$92.22
				CDA A	\$9.46
				GENERAL FUND	\$227.00
				RIVERSIDE CO DA	\$132.58
				RIVERSIDE CO SO	\$522.58
04-102A	Admin	\$6,892.03	3/2/2005	15% - 11489	\$668.27
				CDA A	\$68.54
				GENERAL FUND	\$1,644.97
				RIVERSIDE CO DA	\$723.40
				RIVERSIDE CO SO	\$3,786.85
04-103A	Admin	\$2,730.62	3/2/2005	15% - 11489	\$262.53
				CDA A	\$26.93
				GENERAL FUND	\$646.23
				RIVERSIDE CO DA	\$307.26
				RIVERSIDE CO SO	\$1,487.67
04-104A	Admin	\$4,114.72	3/2/2005	15% - 11489	\$397.48
				CDA A	\$40.77
				GENERAL FUND	\$978.41
				RIVERSIDE CO DA	\$445.67
				TF PALO VERDE VALLEY NTF	\$2,252.39
04-105A	Admin	\$1,580.00	3/2/2005	15% - 11489	\$150.34
				CDA A	\$15.42



State of California
ASSET FORFEITURE REPORT - 2005

Table 3

Admin Number	Docket Number	Amount Forfeited	Date Disbursed	Recipient	Amount Disbursed
				GENERAL FUND	\$370.08
				HEMET PD	\$851.96
				RIVERSIDE CO DA	\$192.20
04-106J	RIC421299	\$562.65	8/10/2005		
				15% - 11489	\$31.65
				CDA A	\$3.25
				GENERAL FUND	\$77.92
				RIVERSIDE CO DA	\$270.47
				RIVERSIDE PD	\$179.36
04-107A	Admin	\$1,358.47	4/12/2005		
				15% - 11489	\$128.75
				CDA A	\$13.20
				GENERAL FUND	\$316.91
				RIVERSIDE CO DA	\$170.05
				TF SOUTHWEST CNTF	\$729.56
04-108A	Admin	\$1,331.70	3/2/2005		
				15% - 11489	\$126.14
				CDA A	\$12.94
				GENERAL FUND	\$310.49
				RIVERSIDE CO DA	\$167.37
				TF CVNTF	\$714.76
04-109J	RIC422562	\$1,342.99	11/1/2005		
				15% - 11489	\$107.74
				CDA A	\$11.05
				GENERAL FUND	\$265.20
				RIVERSIDE CO DA	\$348.50
				TF SOUTHWEST CNTF	\$610.50
04-111A	Admin	\$2,700.57	3/2/2005		
				15% - 11489	\$259.60
				CDA A	\$26.63
				GENERAL FUND	\$639.02
				RIVERSIDE CO DA	\$304.25
				TF CVNTF	\$1,471.07
04-112A	Admin	\$1,693.59	5/9/2005		
				15% - 11489	\$161.42
				CDA A	\$16.56
				GENERAL FUND	\$397.34
				HEMET PD	\$914.71
				RIVERSIDE CO DA	\$203.56
04-113A	Admin	\$967.60	4/12/2005		
				15% - 11489	\$90.64
				CDA A	\$9.30
				GENERAL FUND	\$223.10
				RIVERSIDE CO DA	\$130.96
				RIVERSIDE CO SO	\$513.60
04-114A	Admin	\$1,256.97	7/5/2005		
				15% - 11489	\$118.85



State of California
ASSET FORFEITURE REPORT - 2005

Table 3

Admin Number	Docket Number	Amount Forfeited	Date Disbursed	Recipient	Amount Disbursed
				CDAA	\$12.19
				GENERAL FUND	\$292.55
				RIVERSIDE CO DA	\$159.90
				RIVERSIDE CO SO	\$673.48
04-115A	Admin	\$6,179.18	7/5/2005	15% - 11489	\$598.77
				CDAA	\$61.41
				GENERAL FUND	\$1,473.88
				RIVERSIDE CO DA	\$652.12
				TF WEST COUNTY NTF	\$3,393.00
04-116A	Admin	\$4,100.59	4/12/2005	15% - 11489	\$396.10
				CDAA	\$40.63
				GENERAL FUND	\$975.02
				RIVERSIDE CO DA	\$444.26
				TF SOUTHWEST CNTF	\$2,244.58
04-117A	Admin	\$8,843.01	4/12/2005	15% - 11489	\$858.49
				CDAA	\$88.05
				GENERAL FUND	\$2,113.20
				RIVERSIDE CO DA	\$918.50
				TF SOUTHWEST CNTF	\$4,864.77
04-118A	Admin	\$1,482.59	7/5/2005	15% - 11489	\$140.85
				CDAA	\$14.44
				GENERAL FUND	\$346.70
				RIVERSIDE CO DA	\$182.46
				TF WEST COUNTY NTF	\$798.14
04-119A	Admin	\$1,536.81	6/23/2005	15% - 11489	\$146.13
				CDAA	\$14.99
				GENERAL FUND	\$359.72
				RIVERSIDE CO DA	\$187.88
				RIVERSIDE PD	\$828.09
04-120J	INC047023	\$14,378.10	9/6/2005	15% - 11489	\$1,378.66
				CDAA	\$141.40
				GENERAL FUND	\$3,393.62
				RIVERSIDE CO DA	\$1,652.01
				RIVERSIDE CO SO	\$7,812.41
04-121A	Admin	\$2,357.63	9/8/2005	15% - 11489	\$229.87
				CDAA	\$23.58
				GENERAL FUND	\$565.83
				ORANGE CO RNSP	\$1,302.59
				RIVERSIDE CO DA	\$235.76



State of California
ASSET FORFEITURE REPORT - 2005

Table 3

Admin Number	Docket Number	Amount Forfeited	Date Disbursed	Recipient	Amount Disbursed
04-121J	RIC422368	\$25,529.20	6/23/2005	15% - 11489 CDA GENERAL FUND ORANGE CO RNSP RIVERSIDE CO DA	\$2,465.89 \$252.91 \$6,069.89 \$13,973.39 \$2,767.12
04-123J	RIC422049	\$2,491.20	10/7/2005	15% - 11489 CDA GENERAL FUND MURRIETA PD RIVERSIDE CO DA	\$219.69 \$22.53 \$540.77 \$1,244.89 \$463.32
04-124A	Admin	\$2,662.08	4/12/2005	15% - 11489 CDA GENERAL FUND RIVERSIDE CO DA RIVERSIDE CO SO	\$255.85 \$26.24 \$629.78 \$300.41 \$1,449.80
04-125A	Admin	\$1,476.94	4/12/2005	15% - 11489 CDA GENERAL FUND RIVERSIDE CO DA TF SOUTHWEST CNTF	\$140.30 \$14.39 \$345.35 \$181.89 \$795.01
04-126A	Admin	\$1,010.06	5/9/2005	15% - 11489 CDA GENERAL FUND RIVERSIDE CO DA RIVERSIDE PD	\$94.78 \$9.72 \$233.29 \$135.21 \$537.06
04-127A	Admin	\$2,858.46	5/9/2005	15% - 11489 CDA GENERAL FUND RIVERSIDE CO DA RIVERSIDE PD	\$275.00 \$28.20 \$676.91 \$320.05 \$1,558.30
04-128A	Admin	\$5,462.40	5/9/2005	15% - 11489 CDA GENERAL FUND RIVERSIDE CO DA RIVERSIDE PD	\$528.88 \$54.24 \$1,301.86 \$580.44 \$2,996.98
04-129A	Admin	\$10,080.18	4/12/2005	15% - 11489 CDA GENERAL FUND RIVERSIDE CO DA	\$979.12 \$100.42 \$2,410.12 \$1,042.22



State of California
ASSET FORFEITURE REPORT - 2005

Table 3

Admin Number	Docket Number	Amount Forfeited	Date Disbursed	Recipient	Amount Disbursed
04-130J	RIC424300	\$1,578.68	7/5/2005	RIVERSIDE CO SO	\$5,548.30
				15% - 11489	\$130.72
				CDAA	\$13.40
				GENERAL FUND	\$321.76
				RIVERSIDE CO DA	\$372.07
				TF ALLIED RIVERSIDE NET	\$740.73
04-132J	RIC423963	\$1,031.53	11/23/2005	15% - 11489	\$77.37
				CDAA	\$7.94
				GENERAL FUND	\$190.45
				RIVERSIDE CO DA	\$317.34
				RIVERSIDE PD	\$438.43
04-133A	Admin	\$2,663.92	7/5/2005	15% - 11489	\$256.03
				CDAA	\$26.26
				GENERAL FUND	\$630.22
				RIVERSIDE CO DA	\$300.59
				RIVERSIDE CO SO	\$1,450.82
04-134A	Admin	\$1,517.83	4/12/2005	15% - 11489	\$144.28
				CDAA	\$14.80
				GENERAL FUND	\$355.16
				RIVERSIDE CO DA	\$185.98
				RIVERSIDE CO SO	\$817.61
04-135A	Admin	\$2,866.41	4/12/2005	15% - 11489	\$275.77
				CDAA	\$28.28
				GENERAL FUND	\$678.82
				RIVERSIDE CO DA	\$320.84
				TF SOUTHWEST CNTF	\$1,562.70
04-136A	Admin	\$822.53	6/23/2005	15% - 11489	\$76.49
				CDAA	\$7.85
				GENERAL FUND	\$188.29
				RIVERSIDE CO DA	\$116.45
				TF ALLIED RIVERSIDE NET	\$433.45
04-137A	Admin	\$1,310.97	5/9/2005	15% - 11489	\$124.11
				BANNING PD	\$703.32
				CDAA	\$12.73
				GENERAL FUND	\$305.51
				RIVERSIDE CO DA	\$165.30
04-138A	Admin	\$1,005.71	4/12/2005	15% - 11489	\$94.35
				CDAA	\$9.68
				GENERAL FUND	\$232.25



State of California
ASSET FORFEITURE REPORT - 2005

Table 3

Admin Number	Docket Number	Amount Forfeited	Date Disbursed	Recipient	Amount Disbursed
				RIVERSIDE CO DA	\$134.77
				RIVERSIDE CO SO	\$534.66
04-140AA	Admin	\$3,566.28	11/1/2005	15% - 11489	\$344.00
				CDA A	\$35.28
				GENERAL FUND	\$846.79
				RIVERSIDE CO DA	\$390.83
				TF WEST COUNTY NTF	\$1,949.38
04-140AB	Admin	\$459.72	11/1/2005	15% - 11489	\$44.82
				CDA A	\$4.60
				GENERAL FUND	\$110.33
				RIVERSIDE CO DA	\$45.98
				TF WEST COUNTY NTF	\$253.99
04-141A	Admin	\$13,867.70	4/12/2005	15% - 11489	\$1,348.40
				CDA A	\$138.30
				GENERAL FUND	\$3,319.13
				RIVERSIDE CO DA	\$1,420.97
				TF SOUTHWEST CNTF	\$7,640.90
04-142A	Admin	\$4,604.23	4/12/2005	15% - 11489	\$445.21
				CDA A	\$45.66
				CORONA PD	\$2,522.84
				GENERAL FUND	\$1,095.90
				RIVERSIDE CO DA	\$494.62
05-001A	Admin	\$7,480.74	11/1/2005	15% - 11489	\$725.66
				CDA A	\$74.43
				GENERAL FUND	\$1,786.26
				ORANGE CO RNSP	\$4,112.12
				RIVERSIDE CO DA	\$782.27
05-002A	Admin	\$881.40	5/9/2005	15% - 11489	\$82.23
				CDA A	\$8.43
				GENERAL FUND	\$202.42
				HEMET PD	\$465.98
				RIVERSIDE CO DA	\$122.34
05-003A	Admin	\$2,003.79	4/12/2005	15% - 11489	\$191.66
				CDA A	\$19.66
				GENERAL FUND	\$471.79
				RIVERSIDE CO DA	\$234.58
				RIVERSIDE CO SO	\$1,086.10
05-006A	Admin	\$1,135.47	4/12/2005	15% - 11489	\$107.00
				CDA A	\$10.97



State of California
ASSET FORFEITURE REPORT - 2005

Table 3

Admin Number	Docket Number	Amount Forfeited	Date Disbursed	Recipient	Amount Disbursed
				GENERAL FUND	\$263.39
				RIVERSIDE CO DA	\$147.75
				RIVERSIDE CO SO	\$606.36
05-008A	Admin	\$6,321.94	7/5/2005	15% - 11489	\$612.68
				CDA A	\$62.84
				GENERAL FUND	\$1,508.15
				RIVERSIDE CO DA	\$666.39
				TF SOUTHWEST CNTF	\$3,471.88
05-009A	Admin	\$2,004.80	6/23/2005	15% - 11489	\$191.76
				CDA A	\$19.67
				GENERAL FUND	\$472.03
				RIVERSIDE CO DA	\$234.68
				RIVERSIDE PD	\$1,086.66
05-010J	RIC425231	\$27,482.26	7/5/2005	15% - 11489	\$2,656.32
				CDA A	\$272.44
				GENERAL FUND	\$6,538.62
				RIVERSIDE CO DA	\$2,962.43
				RIVERSIDE CO SO	\$15,052.45
05-011A	Admin	\$1,502.53	6/23/2005	15% - 11489	\$142.79
				BLYTHE PD	\$809.15
				CDA A	\$14.65
				GENERAL FUND	\$351.49
				RIVERSIDE CO DA	\$184.45
05-012A	Admin	\$6,323.36	5/9/2005	15% - 11489	\$612.82
				BANNING PD	\$3,472.66
				CDA A	\$62.85
				GENERAL FUND	\$1,508.49
				RIVERSIDE CO DA	\$666.54
05-013A	Admin	\$2,860.51	7/5/2005	15% - 11489	\$275.19
				CDA A	\$28.23
				GENERAL FUND	\$677.40
				RIVERSIDE CO DA	\$320.25
				TF CVNTF	\$1,559.44
05-014A	Admin	\$2,718.31	7/5/2005	15% - 11489	\$261.33
				CDA A	\$26.80
				GENERAL FUND	\$643.28
				RIVERSIDE CO DA	\$306.03
				TF SOUTHWEST CNTF	\$1,480.87
05-015A	Admin	\$960.12	11/1/2005	15% - 11489	\$89.91



State of California
ASSET FORFEITURE REPORT - 2005

Table 3

Admin Number	Docket Number	Amount Forfeited	Date Disbursed	Recipient	Amount Disbursed
				CDA	\$9.22
				GENERAL FUND	\$221.31
				RIVERSIDE CO DA	\$130.21
				RIVERSIDE CO SO	\$509.47
05-016A	Admin	\$2,005.95	8/10/2005		
				15% - 11489	\$191.88
				CDA	\$19.68
				GENERAL FUND	\$472.31
				RIVERSIDE CO DA	\$234.80
				RIVERSIDE PD	\$1,087.28
05-018A	Admin	\$1,812.60	6/23/2005		
				15% - 11489	\$173.02
				BANNING PD	\$980.47
				CDA	\$17.75
				GENERAL FUND	\$425.90
				RIVERSIDE CO DA	\$215.46
05-020A	Admin	\$1,732.93	7/5/2005		
				15% - 11489	\$165.26
				CDA	\$16.95
				GENERAL FUND	\$406.78
				RIVERSIDE CO DA	\$207.49
				RIVERSIDE CO SO	\$936.45
05-021A	Admin	\$8,177.21	8/10/2005		
				15% - 11489	\$793.57
				CDA	\$81.39
				CORONA PD	\$4,496.92
				GENERAL FUND	\$1,953.41
				RIVERSIDE CO DA	\$851.92
05-022A	Admin	\$1,287.17	11/23/2005		
				15% - 11489	\$121.79
				CDA	\$12.49
				GENERAL FUND	\$299.80
				RIVERSIDE CO DA	\$162.92
				RIVERSIDE PD	\$690.17
05-023A	Admin	\$449.16	7/5/2005		
				15% - 11489	\$40.09
				CDA	\$4.10
				GENERAL FUND	\$98.68
				RIVERSIDE CO DA	\$79.12
				RIVERSIDE CO SO	\$227.17
05-024J	RIC427641	\$754.95	9/6/2005		
				15% - 11489	\$50.40
				CDA	\$5.16
				GENERAL FUND	\$124.07
				RIVERSIDE CO DA	\$289.70
				RIVERSIDE CO SO	\$285.62



State of California
ASSET FORFEITURE REPORT - 2005

Table 3

Admin Number	Docket Number	Amount Forfeited	Date Disbursed	Recipient	Amount Disbursed
05-026A	Admin	\$3,031.37	8/10/2005	15% - 11489	\$291.85
				CDA	\$29.93
				GENERAL FUND	\$718.41
				RIVERSIDE CO DA	\$337.34
				RIVERSIDE PD	\$1,653.84
05-027J	RIC428730	\$550.01	11/1/2005	15% - 11489	\$30.42
				CDA	\$3.12
				GENERAL FUND	\$74.88
				RIVERSIDE CO DA	\$269.20
				RIVERSIDE CO SO	\$172.39
05-028A	Admin	\$1,607.51	11/23/2005	15% - 11489	\$153.03
				CDA	\$15.70
				GENERAL FUND	\$376.68
				RIVERSIDE CO DA	\$194.95
				RIVERSIDE PD	\$867.15
05-029A	Admin	\$1,311.55	6/23/2005	15% - 11489	\$124.17
				CDA	\$12.74
				GENERAL FUND	\$305.65
				RIVERSIDE CO DA	\$165.35
				TF ALLIED RIVERSIDE NET	\$703.64
05-030A	Admin	\$1,435.25	7/5/2005	15% - 11489	\$136.23
				CDA	\$13.97
				GENERAL FUND	\$335.34
				RIVERSIDE CO DA	\$177.73
				TF ALLIED RIVERSIDE NET	\$771.98
05-031A	Admin	\$1,245.29	9/6/2005	15% - 11489	\$117.71
				CDA	\$12.07
				GENERAL FUND	\$289.75
				RIVERSIDE CO DA	\$158.73
				TF CVNTF	\$667.03
05-032A	Admin	\$1,516.30	9/6/2005	15% - 11489	\$144.14
				CDA	\$14.78
				GENERAL FUND	\$354.79
				RIVERSIDE CO DA	\$185.83
				RIVERSIDE CO SO	\$816.76
05-033A	Admin	\$1,269.54	11/1/2005	15% - 11489	\$120.08
				CDA	\$12.32
				GENERAL FUND	\$295.57
				RIVERSIDE CO DA	\$161.15



State of California
ASSET FORFEITURE REPORT - 2005

Table 3

Admin Number	Docket Number	Amount Forfeited	Date Disbursed	Recipient	Amount Disbursed
05-034A	Admin	\$1,033.78	11/23/2005	TF SOUTHWEST CNTF	\$680.42
				15% - 11489	\$97.08
				CDAA	\$9.96
				GENERAL FUND	\$238.99
				RIVERSIDE CO DA	\$137.58
05-035A	Admin	\$1,135.37	8/10/2005	TF SOUTHWEST CNTF	\$550.17
				15% - 11489	\$106.99
				CDAA	\$10.97
				GENERAL FUND	\$263.37
				RIVERSIDE CO DA	\$147.74
05-036A	Admin	\$1,023.77	9/6/2005	RIVERSIDE PD	\$606.30
				15% - 11489	\$96.11
				CDAA	\$9.86
				GENERAL FUND	\$236.58
				RIVERSIDE CO DA	\$136.58
05-037A	Admin	\$1,713.87	11/1/2005	TF WEST COUNTY NTF	\$544.64
				15% - 11489	\$163.40
				CDAA	\$16.75
				GENERAL FUND	\$402.21
				RIVERSIDE CO DA	\$205.59
05-038A	Admin	\$16,063.77	11/1/2005	TF SOUTHWEST CNTF	\$925.92
				15% - 11489	\$1,562.50
				CDAA	\$160.26
				GENERAL FUND	\$3,846.19
				RIVERSIDE CO DA	\$1,640.58
05-039A	Admin	\$2,276.90	8/10/2005	TF SOUTHWEST CNTF	\$8,854.24
				15% - 11489	\$218.29
				CDAA	\$22.39
				CORONA PD	\$1,236.99
				GENERAL FUND	\$537.34
05-040A	Admin	\$1,274.75	11/1/2005	RIVERSIDE CO DA	\$261.89
				15% - 11489	\$120.58
				CDAA	\$12.37
				GENERAL FUND	\$296.82
				HEMET PD	\$683.30
05-042A	Admin	\$1,014.28	10/7/2005	RIVERSIDE CO DA	\$161.68
				15% - 11489	\$95.19
				CDAA	\$9.76
				CORONA PD	\$539.39



State of California
ASSET FORFEITURE REPORT - 2005

Table 3

Admin Number	Docket Number	Amount Forfeited	Date Disbursed	Recipient	Amount Disbursed
				GENERAL FUND	\$234.31
				RIVERSIDE CO DA	\$135.63
05-043J	RIC432598	\$1,519.98	11/23/2005	15% - 11489	\$124.99
				CA ALCOHOL BEV CONTROL	\$708.29
				CDA A	\$12.82
				GENERAL FUND	\$307.68
				RIVERSIDE CO DA	\$366.20
05-046A	Admin	\$1,063.92	11/1/2005	15% - 11489	\$100.03
				CDA A	\$10.26
				GENERAL FUND	\$246.22
				HEMET PD	\$566.82
				RIVERSIDE CO DA	\$140.59
05-047A	Admin	\$1,500.23	11/1/2005	15% - 11489	\$142.58
				CDA A	\$14.62
				GENERAL FUND	\$350.93
				HEMET PD	\$807.88
				RIVERSIDE CO DA	\$184.22
05-048A	Admin	\$1,589.71	11/1/2005	15% - 11489	\$151.29
				CDA A	\$15.52
				GENERAL FUND	\$372.41
				RIVERSIDE CO DA	\$193.17
				RIVERSIDE CO SO	\$857.32
05-049A	Admin	\$1,168.13	11/23/2005	15% - 11489	\$110.19
				CDA A	\$11.30
				GENERAL FUND	\$271.23
				RIVERSIDE CO DA	\$151.01
				RIVERSIDE PD	\$624.40
05-050A	Admin	\$1,799.75	11/23/2005	15% - 11489	\$171.76
				CDA A	\$17.62
				GENERAL FUND	\$422.82
				RIVERSIDE CO DA	\$214.18
				RIVERSIDE PD	\$973.37
05-051A	Admin	\$1,294.73	11/23/2005	15% - 11489	\$122.53
				CDA A	\$12.57
				GENERAL FUND	\$301.62
				RIVERSIDE CO DA	\$163.67
				RIVERSIDE CO SO	\$694.34
05-052A	Admin	\$1,348.17	11/23/2005	15% - 11489	\$127.74
				CDA A	\$13.10



State of California
ASSET FORFEITURE REPORT - 2005

Table 3

Admin Number	Docket Number	Amount Forfeited	Date Disbursed	Recipient	Amount Disbursed
				GENERAL FUND	\$314.44
				RIVERSIDE CO DA	\$169.02
				RIVERSIDE CO SO	\$723.87
05-054A	Admin	\$939.77	12/22/2005	15% - 11489	\$87.92
				CDA A	\$9.02
				GENERAL FUND	\$216.42
				HEMET PD	\$498.23
				RIVERSIDE CO DA	\$128.18
05-055A	Admin	\$2,471.16	11/23/2005	15% - 11489	\$237.23
				CDA A	\$24.33
				GENERAL FUND	\$583.96
				RIVERSIDE CO DA	\$281.32
				TF SOUTHWEST CNTF	\$1,344.32
05-059A	Admin	\$6,066.33	11/1/2005	15% - 11489	\$587.76
				CDA A	\$60.28
				GENERAL FUND	\$1,446.80
				RIVERSIDE CO DA	\$640.83
				RIVERSIDE CO SO	\$3,330.66
05-060A	Admin	\$1,210.61	11/1/2005	15% - 11489	\$114.33
				CDA A	\$11.73
				GENERAL FUND	\$281.43
				RIVERSIDE CO DA	\$155.26
				RIVERSIDE CO SO	\$647.86
05-062J	RIC433880	\$1,479.05	12/22/2005	15% - 11489	\$121.00
				CDA A	\$12.41
				GENERAL FUND	\$297.85
				RIVERSIDE CO DA	\$362.11
				RIVERSIDE CO SO	\$685.68
05-065A	Admin	\$2,692.17	12/22/2005	15% - 11489	\$258.78
				CDA A	\$26.54
				GENERAL FUND	\$637.00
				RIVERSIDE CO DA	\$303.42
				TF SOUTHWEST CNTF	\$1,466.43
05-066A	Admin	\$5,851.00	11/1/2005	15% - 11489	\$566.77
				CDA A	\$58.13
				GENERAL FUND	\$1,395.12
				RIVERSIDE CO DA	\$619.30
				TF ALLIED RIVERSIDE NET	\$3,211.68
05-067A	Admin	\$1,634.35	11/1/2005	15% - 11489	\$155.64



State of California
ASSET FORFEITURE REPORT - 2005

Table 3

Admin Number	Docket Number	Amount Forfeited	Date Disbursed	Recipient	Amount Disbursed
				CDAA	\$15.96
				GENERAL FUND	\$383.12
				RIVERSIDE CO DA	\$197.64
				RIVERSIDE CO SO	\$881.99
05-068A	Admin	\$9,307.07	11/23/2005		
				15% - 11489	\$903.73
				CDAA	\$92.69
				GENERAL FUND	\$2,224.58
				RIVERSIDE CO DA	\$964.91
				TF SOUTHWEST CNTF	\$5,121.16
05-071A	Admin	\$3,101.32	12/22/2005		
				15% - 11489	\$298.67
				CDAA	\$30.63
				GENERAL FUND	\$735.20
				HEMET PD	\$1,692.48
				RIVERSIDE CO DA	\$344.34
05-073A	Admin	\$947.25	12/22/2005		
				15% - 11489	\$88.65
				CDAA	\$9.09
				GENERAL FUND	\$218.22
				RIVERSIDE CO DA	\$128.93
				RIVERSIDE CO SO	\$502.36
05-074A	Admin	\$1,307.02	11/1/2005		
				15% - 11489	\$123.73
				CDAA	\$12.69
				GENERAL FUND	\$304.56
				RIVERSIDE CO DA	\$164.90
				RIVERSIDE CO SO	\$701.14
05-079A	Admin	\$2,375.91	12/22/2005		
				15% - 11489	\$227.95
				CDAA	\$23.38
				GENERAL FUND	\$561.10
				RIVERSIDE CO DA	\$271.78
				TF SOUTHWEST CNTF	\$1,291.70
05-081A	Admin	\$1,228.96	12/22/2005		
				15% - 11489	\$116.12
				CDAA	\$11.91
				GENERAL FUND	\$285.83
				HEMET PD	\$658.00
				RIVERSIDE CO DA	\$157.10
05-084A	Admin	\$1,917.47	12/22/2005		
				15% - 11489	\$183.25
				CDAA	\$18.79
				GENERAL FUND	\$451.07
				HEMET PD	\$1,038.41
				RIVERSIDE CO DA	\$225.95



State of California
ASSET FORFEITURE REPORT - 2005

Table 3

Admin Number	Docket Number	Amount Forfeited	Date Disbursed	Recipient	Amount Disbursed
05-089A	Admin	\$1,206.64	12/22/2005	15% - 11489	\$113.94
				CDA	\$11.69
				GENERAL FUND	\$280.47
				HEMET PD	\$645.68
				RIVERSIDE CO DA	\$154.86
05-090A	Admin	\$2,022.56	11/23/2005	15% - 11489	\$193.49
				CDA	\$19.85
				GENERAL FUND	\$476.30
				RIVERSIDE CO DA	\$236.46
				RIVERSIDE CO SO	\$1,096.46
05-091A	Admin	\$1,716.31	12/22/2005	15% - 11489	\$163.64
				CDA	\$16.78
				GENERAL FUND	\$402.80
				RIVERSIDE CO DA	\$205.83
				RIVERSIDE CO SO	\$927.26
05-092A	Admin	\$2,019.03	12/22/2005	15% - 11489	\$193.15
				CDA	\$19.81
				GENERAL FUND	\$475.45
				RIVERSIDE CO DA	\$236.10
				RIVERSIDE CO SO	\$1,094.52
05-099A	Admin	\$3,248.90	12/22/2005	15% - 11489	\$313.06
				CDA	\$32.11
				GENERAL FUND	\$770.62
				RIVERSIDE CO DA	\$359.09
				RIVERSIDE CO SO	\$1,774.02
28647	Admin	\$378.36	11/23/2005	15% - 11489	\$36.89
				CATHEDRAL CITY PD	\$209.04
				CDA	\$3.78
				GENERAL FUND	\$90.81
				RIVERSIDE CO DA	\$37.84
97-000Aa	Admin	\$1,101.36	8/10/2005	15% - 11489	\$107.38
				CDA	\$11.01
				GENERAL FUND	\$264.33
				RIVERSIDE CO DA	\$110.14
				RIVERSIDE PD	\$608.50
98-023A	Admin	\$1,622.32	4/12/2005	15% - 11489	\$154.47
				CDA	\$15.84
				GENERAL FUND	\$380.24
				RIVERSIDE CO DA	\$196.43



State of California
ASSET FORFEITURE REPORT - 2005

Table 3

Admin Number	Docket Number	Amount Forfeited	Date Disbursed	Recipient	Amount Disbursed
99-221J	RIC329109	\$1,826.28	3/2/2005	RIVERSIDE CO SO	\$875.34
				15% - 11489	\$178.06
				CDAA	\$18.26
				GENERAL FUND	\$438.31
				RIVERSIDE CO DA	\$182.63
				SAN BERNARDINO CO SO	\$1,009.02
RIVERSIDE					\$998,457.41



State of California
ASSET FORFEITURE REPORT - 2005

Table 3

Admin Number	Docket Number	Amount Forfeited	Date Disbursed	Recipient	Amount Disbursed
SACRAMENTO					
00152	SPD-00-40202	\$43,426.33	9/12/2005	CDA DA OFFICE GENERAL FUND SACRAMENTO PD	\$434.26 \$4,342.63 \$10,422.32 \$28,227.12
00191	SSD-00-39621	\$6,024.08	8/12/2005	CDA DA OFFICE GENERAL FUND SACRAMENTO CO SO	\$60.24 \$602.41 \$1,445.78 \$3,915.65
01138	SSD-01-33277	\$23,406.33	5/10/2005	CDA DA OFFICE GENERAL FUND SACRAMENTO CO SO	\$234.06 \$2,340.63 \$5,617.52 \$15,214.12
01221	SPD-01-89497	\$5,628.33	9/12/2005	CDA DA OFFICE GENERAL FUND SACRAMENTO PD	\$56.28 \$562.83 \$1,350.80 \$3,658.42
01261	SPD-01-99546	\$18,520.33	3/15/2005	CDA DA OFFICE GENERAL FUND SACRAMENTO PD	\$185.20 \$1,852.03 \$4,444.88 \$12,038.22
02127	SSD-02-0913	\$2,003.33	2/10/2005	CDA DA OFFICE GENERAL FUND SACRAMENTO CO SO	\$20.03 \$200.33 \$480.80 \$1,302.17
02128	SSD-02-0913	\$2,814.33	3/14/2005	CDA DA OFFICE GENERAL FUND SACRAMENTO CO SO	\$28.14 \$281.43 \$675.44 \$1,829.32
02129	SSD-02-0913	\$2,478.33	1/10/2005	CDA DA OFFICE GENERAL FUND SACRAMENTO CO SO	\$24.78 \$247.83 \$594.80 \$1,610.92
03167	SSD-03-48604	\$41,666.64	8/12/2005	CDA DA OFFICE GENERAL FUND SACRAMENTO CO SO	\$416.67 \$4,166.66 \$9,999.99 \$27,083.32



State of California
ASSET FORFEITURE REPORT - 2005

Table 3

Admin Number	Docket Number	Amount Forfeited	Date Disbursed	Recipient	Amount Disbursed
03195	SSD-03-56637	\$150.50	3/14/2005	CDA DA OFFICE GENERAL FUND SACRAMENTO CO SO	\$1.51 \$15.05 \$36.12 \$97.82
03224	SSD-03-68545	\$3,461.50	7/11/2005	CDA DA OFFICE GENERAL FUND SACRAMENTO CO SO	\$34.62 \$346.15 \$830.76 \$2,249.97
03238	P03-095-AU	\$1,890.50	1/10/2005	CDA DA OFFICE GENERAL FUND PLACER CO SIU	\$18.91 \$189.05 \$453.72 \$1,228.82
04006	SSD-03-91476	\$3,580.50	8/12/2005	CDA DA OFFICE GENERAL FUND SACRAMENTO CO SO	\$35.81 \$358.05 \$859.32 \$2,327.32
04030	SPD-04-4858	\$11,884.33	9/12/2005	CDA DA OFFICE GENERAL FUND SACRAMENTO PD	\$118.84 \$1,188.43 \$2,852.24 \$7,724.82
04047	GPD-04-0467	\$2,196.94	2/10/2005	CDA DA OFFICE GALT PD GENERAL FUND	\$21.97 \$219.69 \$1,428.01 \$527.27
04065	SSD-04-13904	\$2,186.33	2/10/2005	CDA DA OFFICE GENERAL FUND SACRAMENTO CO SO	\$21.86 \$218.63 \$524.72 \$1,421.12
04066	SSD-04-16186	\$20,406.33	3/14/2005	CDA DA OFFICE GENERAL FUND SACRAMENTO CO SO	\$204.06 \$2,040.63 \$4,897.52 \$13,264.12
04077	SPD-04-9621	\$667.33	3/14/2005	CDA DA OFFICE GENERAL FUND SACRAMENTO PD	\$6.67 \$66.73 \$160.16 \$433.77
04091	SSD-04-25629	\$594.21	2/10/2005	CDA	\$0.00



State of California
ASSET FORFEITURE REPORT - 2005

Table 3

Admin Number	Docket Number	Amount Forfeited	Date Disbursed	Recipient	Amount Disbursed
				DA OFFICE	\$0.00
				GENERAL FUND	\$0.00
				SAC CO DIV REV RECOVERY	\$594.21
04094	SSD-04-26989	\$1,472.33	1/10/2005		
				CDA A	\$14.72
				DA OFFICE	\$147.23
				ELK GROVE PD	\$478.51
				GENERAL FUND	\$353.36
				SACRAMENTO CO SO	\$478.51
04112	SPD-04-38161	\$11,586.33	5/10/2005		
				CDA A	\$115.86
				DA OFFICE	\$1,158.63
				GENERAL FUND	\$2,780.72
				SACRAMENTO PD	\$7,531.12
04113	SPD-04-41771	\$196.33	8/12/2005		
				CDA A	\$1.96
				DA OFFICE	\$19.63
				GENERAL FUND	\$47.12
				SACRAMENTO PD	\$127.62
04119	SSD-04-38649	\$27,631.33	10/7/2005		
				CDA A	\$276.31
				DA OFFICE	\$2,763.13
				GENERAL FUND	\$6,631.52
				SACRAMENTO CO SO	\$17,960.37
04143	SSD-04-46254	\$12,159.83	10/7/2005		
				CDA A	\$121.60
				DA OFFICE	\$1,215.98
				GENERAL FUND	\$2,918.36
				SACRAMENTO CO SO	\$7,903.89
04144	SSD-04-46358	\$5,409.33	10/7/2005		
				CDA A	\$54.09
				DA OFFICE	\$540.93
				ELK GROVE PD	\$439.51
				GENERAL FUND	\$1,298.24
				SACRAMENTO CO SO	\$1,758.04
				SACRAMENTO PROBATION	\$1,318.52
04145	SSD-04-48035	\$673.33	4/10/2005		
				CDA A	\$6.73
				DA OFFICE	\$67.33
				GENERAL FUND	\$161.60
				SACRAMENTO CO SO	\$437.67
04146	SSD-04-39742	\$849.68	2/10/2005		
				CDA A	\$8.50
				DA OFFICE	\$84.97
				GENERAL FUND	\$203.92
				SACRAMENTO CO SO	\$552.29



State of California
ASSET FORFEITURE REPORT - 2005

Table 3

Admin Number	Docket Number	Amount Forfeited	Date Disbursed	Recipient	Amount Disbursed
04167	SPD-04239655	\$5,409.38	7/11/2005	CDA	\$54.09
				DA OFFICE	\$540.94
				GENERAL FUND	\$1,298.25
				SACRAMENTO PD	\$3,516.10
04187	SSD-04-52189	\$394.00	4/10/2005	CDA	\$3.94
				DA OFFICE	\$39.40
				GENERAL FUND	\$94.56
				SACRAMENTO CO SO	\$256.10
04190	SSD-04-44572	\$1,031.33	3/15/2005	CDA	\$10.31
				CITRUS HEIGHTS PD	\$481.57
				DA OFFICE	\$103.13
				GENERAL FUND	\$247.52
04194	SSD-04-62367	\$1,150.00	3/15/2005	SACRAMENTO CO SO	\$188.80
				CDA	\$11.50
				CITRUS HEIGHTS PD	\$628.70
				DA OFFICE	\$115.00
04198A	SPD-04316089	\$235.00	7/11/2005	GENERAL FUND	\$276.00
				SACRAMENTO CO SO	\$118.80
				DA OFFICE	\$23.50
				CDA	\$2.35
04202	SPD-04310658	\$887.50	10/7/2005	GENERAL FUND	\$56.40
				SACRAMENTO PD	\$152.75
				DA OFFICE	\$88.75
				CDA	\$8.88
04206	SPD-04318296	\$727.50	5/10/2005	GENERAL FUND	\$213.00
				SACRAMENTO PD	\$576.87
				DA OFFICE	\$72.75
				CDA	\$7.28
04208	SPD-04327353	\$19,329.00	7/11/2005	GENERAL FUND	\$174.60
				SACRAMENTO PD	\$472.87
				DA OFFICE	\$1,932.90
				CDA	\$193.29
04210	SSD-04-69220	\$892.50	4/10/2005	GENERAL FUND	\$4,638.96
				SACRAMENTO PD	\$12,563.85
				DA OFFICE	\$89.25
				CDA	\$8.93
				SACRAMENTO CO SO	\$580.12
				GENERAL FUND	\$214.20
				DA OFFICE	\$89.25
				CDA	\$8.93



State of California
ASSET FORFEITURE REPORT - 2005

Table 3

Admin Number	Docket Number	Amount Forfeited	Date Disbursed	Recipient	Amount Disbursed
04212	SSD-04-69700	\$1,470.50	2/10/2005	CDA A	\$14.71
				DA OFFICE	\$147.05
				GENERAL FUND	\$352.92
				SACRAMENTO CO SO	\$955.82
04214	SPD-04342661	\$890.50	10/7/2005	CDA A	\$8.91
				DA OFFICE	\$89.05
				GENERAL FUND	\$213.72
				SACRAMENTO PD	\$578.82
04220	SSD-04-46693	\$481.50	1/10/2005	CDA A	\$4.82
				DA OFFICE	\$48.15
				GENERAL FUND	\$115.56
				RANCHO CORDOVA PD	\$194.13
04221	SSD-04-62188	\$442.50	1/10/2005	SACRAMENTO CO SO	\$118.84
				CDA A	\$4.43
				DA OFFICE	\$44.25
				GENERAL FUND	\$106.20
04222	SSD-04-69371	\$1,194.50	1/10/2005	SACRAMENTO CO SO	\$287.62
				CDA A	\$11.95
				CITRUS HEIGHTS PD	\$657.58
				DA OFFICE	\$119.45
04223	SSD-04-69861	\$942.50	1/10/2005	GENERAL FUND	\$286.68
				SACRAMENTO CO SO	\$118.84
				CDA A	\$9.43
				DA OFFICE	\$94.25
04224	SSD-04-71261	\$2,268.50	1/10/2005	GENERAL FUND	\$226.20
				SACRAMENTO CO SO	\$612.62
				CDA A	\$22.69
				DA OFFICE	\$226.85
04225	SPD-04350943	\$771.50	1/10/2005	GENERAL FUND	\$544.44
				SACRAMENTO CO SO	\$237.68
				SACRAMENTO PROBATION	\$1,236.84
				CDA A	\$7.72
04226	SPD-04353406	\$528.50	1/10/2005	DA OFFICE	\$77.15
				GENERAL FUND	\$185.16
				SACRAMENTO PD	\$501.47
				CDA A	\$5.29
				DA OFFICE	\$52.85
				GENERAL FUND	\$126.84



State of California
ASSET FORFEITURE REPORT - 2005

Table 3

Admin Number	Docket Number	Amount Forfeited	Date Disbursed	Recipient	Amount Disbursed
04227	SPD-04355091	\$492.03	10/7/2005	SACRAMENTO PD	\$343.52
				CDA A	\$4.92
				DA OFFICE	\$49.20
				GENERAL FUND	\$118.09
				SACRAMENTO PD	\$319.82
04228	SSD-04-66264	\$551.33	1/10/2005		
				CDA A	\$5.51
				DA OFFICE	\$55.13
				GENERAL FUND	\$132.32
				SACRAMENTO CO SO	\$358.37
04229	SPD-04334348	\$1,216.33	1/10/2005		
				CDA A	\$12.16
				DA OFFICE	\$121.63
				GENERAL FUND	\$291.92
				SACRAMENTO PD	\$790.62
04230	SSD-04-71624	\$773.33	10/7/2005		
				CDA A	\$7.73
				CITRUS HEIGHTS PD	\$383.83
				DA OFFICE	\$77.33
				GENERAL FUND	\$185.60
				SACRAMENTO CO SO	\$118.84
04231	SSD-04-71685	\$2,895.00	2/10/2005		
				CDA A	\$28.95
				DA OFFICE	\$289.50
				ELK GROVE PD	\$1,762.91
				GENERAL FUND	\$694.80
				SACRAMENTO CO SO	\$118.84
04233	SSD-04-17802	\$510.50	1/10/2005		
				CDA A	\$5.11
				DA OFFICE	\$51.05
				GENERAL FUND	\$122.52
				SACRAMENTO CO SO	\$331.82
04234	SSD-04-70568	\$676.50	1/10/2005		
				CDA A	\$6.77
				DA OFFICE	\$67.65
				GENERAL FUND	\$162.36
				RANCHO CORDOVA PD	\$320.88
				SACRAMENTO CO SO	\$118.84
04236	SSD-04-75283	\$322.50	1/10/2005		
				CDA A	\$3.23
				DA OFFICE	\$32.25
				GENERAL FUND	\$77.40
				SACRAMENTO CO SO	\$209.62
04237	SSD-04-75267	\$2,327.33	1/10/2005		
				CDA A	\$23.27
				CITRUS HEIGHTS PD	\$1,393.93



State of California
ASSET FORFEITURE REPORT - 2005

Table 3

Admin Number	Docket Number	Amount Forfeited	Date Disbursed	Recipient	Amount Disbursed
				DA OFFICE	\$232.73
				GENERAL FUND	\$558.56
				SACRAMENTO CO SO	\$118.84
04239	SSD-04-76900	\$351.33	1/10/2005		
				CDA A	\$3.51
				DA OFFICE	\$35.13
				GENERAL FUND	\$84.32
				SACRAMENTO CO SO	\$228.37
04240	BNE-04-00026	\$4,439.50	5/10/2005		
				CA DOJ-BNE SACRAMENTO	\$2,308.54
				CDA A	\$44.40
				DA OFFICE	\$443.95
				GENERAL FUND	\$1,065.48
				SACRAMENTO CO SO	\$577.13
04242	BNE-04-00026	\$1,812.50	2/10/2005		
				CA DOJ-BNE SACRAMENTO	\$924.50
				CDA A	\$18.13
				DA OFFICE	\$181.25
				GENERAL FUND	\$435.00
				SACRAMENTO CO SO	\$253.62
04244	SPD-04355186	\$397.50	1/10/2005		
				CDA A	\$3.98
				DA OFFICE	\$39.75
				GENERAL FUND	\$95.40
				SACRAMENTO PD	\$258.37
04245	SPD-04362847	\$16,875.50	1/10/2005		
				CDA A	\$168.76
				DA OFFICE	\$1,687.55
				GENERAL FUND	\$4,050.12
				SACRAMENTO PD	\$10,969.07
04246	SPD-04363910	\$569.50	1/10/2005		
				CDA A	\$5.70
				DA OFFICE	\$56.95
				GENERAL FUND	\$136.68
				SACRAMENTO PD	\$370.17
04247	SPD-04364544	\$1,852.50	1/10/2005		
				CDA A	\$18.53
				DA OFFICE	\$185.25
				GENERAL FUND	\$444.60
				SACRAMENTO PD	\$1,204.12
04248	SPD-04-31325	\$457.50	1/10/2005		
				CDA A	\$4.58
				DA OFFICE	\$45.75
				GENERAL FUND	\$109.80
				SACRAMENTO PD	\$297.37
04249	SPD-04-35787	\$284.50	1/10/2005		
				CDA A	\$2.85



State of California
ASSET FORFEITURE REPORT - 2005

Table 3

Admin Number	Docket Number	Amount Forfeited	Date Disbursed	Recipient	Amount Disbursed
				DA OFFICE	\$28.45
				GENERAL FUND	\$68.28
				SACRAMENTO PD	\$184.92
04251	SPD-04372332	\$927.50	1/10/2005		
				CDA A	\$9.28
				DA OFFICE	\$92.75
				GENERAL FUND	\$222.60
				SACRAMENTO PD	\$602.87
04252	SPD-04372464	\$397.50	1/10/2005		
				CDA A	\$3.98
				DA OFFICE	\$39.75
				GENERAL FUND	\$95.40
				SACRAMENTO PD	\$258.37
04253	SPD-04375093	\$2,890.50	1/10/2005		
				CDA A	\$28.91
				DA OFFICE	\$289.05
				GENERAL FUND	\$693.72
				SACRAMENTO PD	\$1,878.82
04254	SPD-04384334	\$1,297.50	1/10/2005		
				CDA A	\$12.98
				DA OFFICE	\$129.75
				GENERAL FUND	\$311.40
				SACRAMENTO PD	\$843.37
04256	SPD-04375537	\$281,510.68	10/7/2005		
				CDA A	\$2,815.11
				DA OFFICE	\$28,151.07
				GENERAL FUND	\$67,562.56
				SACRAMENTO PD	\$182,981.94
04257	SSD-04-67851	\$969.50	1/10/2005		
				CDA A	\$9.70
				DA OFFICE	\$96.95
				GENERAL FUND	\$232.68
				SACRAMENTO CO SO	\$630.17
04258	SSD-04-70112	\$1,954.50	9/12/2005		
				CDA A	\$19.55
				DA OFFICE	\$195.45
				GENERAL FUND	\$469.08
				SACRAMENTO CO SO	\$1,270.42
04259	SSD-04-74846	\$4,407.50	6/10/2005		
				CDA A	\$44.08
				DA OFFICE	\$440.75
				ELK GROVE PD	\$2,627.19
				GENERAL FUND	\$1,057.80
				SACRAMENTO CO SO	\$237.68
04260	SSD-04-77075	\$498.50	5/10/2005		
				CDA A	\$4.99
				DA OFFICE	\$49.85



State of California
ASSET FORFEITURE REPORT - 2005

Table 3

Admin Number	Docket Number	Amount Forfeited	Date Disbursed	Recipient	Amount Disbursed
				GENERAL FUND	\$119.64
				SACRAMENTO PD	\$324.02
04261	SSD-04-76212	\$3,535.50	1/10/2005		
				CDA A	\$35.36
				DA OFFICE	\$353.55
				GENERAL FUND	\$848.52
				RANCHO CORDOVA PD	\$2,179.23
				SACRAMENTO CO SO	\$118.84
04262	SSD-04-77407	\$598.50	1/10/2005		
				CDA A	\$5.99
				DA OFFICE	\$59.85
				GENERAL FUND	\$143.64
				SACRAMENTO CO SO	\$389.02
04263	SSD-04-77745	\$413.50	1/10/2005		
				CDA A	\$4.14
				DA OFFICE	\$41.35
				ELK GROVE PD	\$149.93
				GENERAL FUND	\$99.24
				SACRAMENTO CO SO	\$118.84
04264	BNE-04-00077	\$1,115.50	2/10/2005		
				CA DOJ-BNE SACRAMENTO	\$362.54
				CDA A	\$11.16
				DA OFFICE	\$111.55
				GENERAL FUND	\$267.72
				SACRAMENTO CO SO	\$362.53
04265	SPD-03109686	\$183.33	4/10/2005		
				CDA A	\$1.83
				DA OFFICE	\$18.33
				GENERAL FUND	\$44.00
				SACRAMENTO PD	\$119.17
04266	SPD-04403609	\$2,434.33	1/10/2005		
				CDA A	\$24.34
				DA OFFICE	\$243.43
				GENERAL FUND	\$584.24
				SACRAMENTO PD	\$1,582.32
04267	SPD-04397837	\$1,843.00	2/10/2005		
				CDA A	\$0.00
				DA OFFICE	\$0.00
				GENERAL FUND	\$0.00
				SAC CO DIV REV RECOVERY	\$1,843.00
04268	SPD-04233100	\$1,596.33	2/10/2005		
				CDA A	\$15.96
				DA OFFICE	\$159.63
				GENERAL FUND	\$383.12
				SACRAMENTO PD	\$1,037.62
04269	SPD-04-28022	\$410.33	2/10/2005		
				CDA A	\$4.10



State of California
ASSET FORFEITURE REPORT - 2005

Table 3

Admin Number	Docket Number	Amount Forfeited	Date Disbursed	Recipient	Amount Disbursed
				DA OFFICE	\$41.03
				GENERAL FUND	\$98.48
				SACRAMENTO PD	\$266.72
04270	SPD-04292818	\$670.33	2/10/2005		
				CDA A	\$6.70
				DA OFFICE	\$67.03
				GENERAL FUND	\$160.88
				SACRAMENTO PD	\$435.72
04271	SPD-04398267	\$1,837.00	2/10/2005		
				CDA A	\$18.37
				DA OFFICE	\$183.70
				GENERAL FUND	\$440.88
				SACRAMENTO PD	\$1,194.05
04272	SPD-04400992	\$374.00	2/10/2005		
				CDA A	\$3.74
				DA OFFICE	\$37.40
				GENERAL FUND	\$89.76
				SACRAMENTO PD	\$243.10
04273	SSD-03-70679	\$811.50	2/10/2005		
				CDA A	\$8.12
				DA OFFICE	\$81.15
				GENERAL FUND	\$194.76
				SACRAMENTO CO SO	\$527.47
04274	SPD-04287287	\$706.50	2/10/2005		
				CDA A	\$7.07
				DA OFFICE	\$70.65
				GENERAL FUND	\$169.56
				SACRAMENTO PD	\$459.22
04275	SSD-04-80056	\$2,648.50	2/10/2005		
				CDA A	\$26.49
				CITRUS HEIGHTS PD	\$860.76
				DA OFFICE	\$264.85
				GENERAL FUND	\$635.64
				SACRAMENTO CO SO	\$860.76
04276	SSD-04-80202	\$778.79	2/10/2005		
				CDA A	\$7.79
				DA OFFICE	\$77.88
				GENERAL FUND	\$186.91
				RANCHO CORDOVA PD	\$387.37
				SACRAMENTO CO SO	\$118.84
04277	SSD-04-81390	\$3,204.50	2/10/2005		
				CDA A	\$32.05
				DA OFFICE	\$320.45
				ELK GROVE PD	\$1,964.08
				GENERAL FUND	\$769.08
				SACRAMENTO CO SO	\$118.84



State of California
ASSET FORFEITURE REPORT - 2005

Table 3

Admin Number	Docket Number	Amount Forfeited	Date Disbursed	Recipient	Amount Disbursed
04278	SSD-04-81839	\$552.50	2/10/2005	CDA DA OFFICE GENERAL FUND RANCHO CORDOVA PD SACRAMENTO CO SO	\$5.53 \$55.25 \$132.60 \$240.28 \$118.84
04279	F203525204	\$1,837.50	2/10/2005	CDA CHP-SOUTH SACRAMENTO DA OFFICE GENERAL FUND	\$18.38 \$1,194.37 \$183.75 \$441.00
04280	SSD-04-84319	\$3,242.50	2/10/2005	CDA DA OFFICE GENERAL FUND SACRAMENTO CO SO	\$32.43 \$324.25 \$778.20 \$2,107.62
04281	BNE-04-00026	\$12,883.00	7/11/2005	CA DOJ-BNE SACRAMENTO CDA DA OFFICE GENERAL FUND SACRAMENTO CO SO	\$6,699.16 \$128.83 \$1,288.30 \$3,091.92 \$1,674.79
04282	SSD-04-83459	\$12,362.50	3/15/2005	CDA CHP-SOUTH SACRAMENTO DA OFFICE GENERAL FUND SACRAMENTO CO SO	\$123.63 \$4,017.81 \$1,236.25 \$2,967.00 \$4,017.81
04284	SPD-04410145	\$385.25	2/10/2005	CDA DA OFFICE GENERAL FUND SACRAMENTO PD	\$3.85 \$38.53 \$92.46 \$250.41
04285	SPD-04409851	\$992.50	6/10/2005	CDA DA OFFICE GENERAL FUND SACRAMENTO PD	\$9.93 \$99.25 \$238.20 \$645.12
04286	SPD-04409318	\$652.50	2/10/2005	CDA DA OFFICE GENERAL FUND SACRAMENTO PD	\$6.53 \$65.25 \$156.60 \$424.12
04287	SSD-04-86921	\$1,307.50	3/15/2005	CDA DA OFFICE GENERAL FUND	\$13.08 \$130.75 \$313.80



State of California
ASSET FORFEITURE REPORT - 2005

Table 3

Admin Number	Docket Number	Amount Forfeited	Date Disbursed	Recipient	Amount Disbursed
04288	SPD-04415673	\$3,347.50	6/10/2005	SACRAMENTO CO SO	\$849.87
				CDA A	\$33.48
				DA OFFICE	\$334.75
				GENERAL FUND	\$803.40
				SACRAMENTO PD	\$2,175.87
04289	SPD-04416525	\$472.50	2/10/2005		
				CDA A	\$4.73
				DA OFFICE	\$47.25
				GENERAL FUND	\$113.40
				SACRAMENTO PD	\$307.12
04290	SPD-04417384	\$678.50	2/10/2005		
				CDA A	\$6.79
				DA OFFICE	\$67.85
				GENERAL FUND	\$162.84
				SACRAMENTO PD	\$441.02
04291	SPD-04417820	\$1,643.50	5/10/2005		
				CDA A	\$16.44
				DA OFFICE	\$164.35
				GENERAL FUND	\$394.44
				SACRAMENTO PD	\$1,068.27
04292	SPD-04418176	\$320.50	2/10/2005		
				CDA A	\$3.21
				DA OFFICE	\$32.05
				GENERAL FUND	\$76.92
				SACRAMENTO PD	\$208.32
04294	YO-04-231-U	\$511.50	3/14/2005		
				CDA A	\$5.12
				DA OFFICE	\$51.15
				GENERAL FUND	\$122.76
				YOLO NARC ENF TEAM	\$332.47
04295	SPD-04-23315	\$457.50	8/12/2005		
				CDA A	\$4.58
				DA OFFICE	\$45.75
				GENERAL FUND	\$109.80
				SACRAMENTO PD	\$297.37
04296	SPD-04423087	\$462.50	3/14/2005		
				CDA A	\$4.63
				DA OFFICE	\$46.25
				GENERAL FUND	\$111.00
				SACRAMENTO PD	\$300.62
04297	SPD-04424346	\$875.50	3/14/2005		
				CDA A	\$8.76
				DA OFFICE	\$87.55
				GENERAL FUND	\$210.12
				SACRAMENTO PD	\$569.07



State of California
ASSET FORFEITURE REPORT - 2005

Table 3

Admin Number	Docket Number	Amount Forfeited	Date Disbursed	Recipient	Amount Disbursed
04299	SSD-04-89072	\$3,142.50	3/15/2005	CDA A	\$31.43
				DA OFFICE	\$314.25
				GENERAL FUND	\$754.20
				SACRAMENTO CO SO	\$2,042.62
04303	SPD-04446048	\$562.71	12/10/2005	CDA A	\$5.63
				DA OFFICE	\$56.27
				GENERAL FUND	\$135.05
				SACRAMENTO PD	\$365.76
04304	SPD-04448634	\$622.50	3/14/2005	CDA A	\$6.23
				DA OFFICE	\$62.25
				GENERAL FUND	\$149.40
				SACRAMENTO PD	\$404.62
04308	SSD-04-90732	\$4,284.54	3/14/2005	CDA A	\$42.85
				CHP-SOUTH SACRAMENTO	\$1,392.47
				DA OFFICE	\$428.45
				GENERAL FUND	\$1,028.29
04309	SSD-04-88870	\$1,186.50	9/12/2005	SACRAMENTO CO SO	\$1,392.48
				CDA A	\$11.87
				DA OFFICE	\$118.65
				GENERAL FUND	\$284.76
04310	SSD-04-90916	\$1,162.50	3/14/2005	RANCHO CORDOVA PD	\$652.38
				SACRAMENTO CO SO	\$118.84
				CDA A	\$11.63
				DA OFFICE	\$116.25
04311	SSD-04-91090	\$1,180.60	3/14/2005	GENERAL FUND	\$279.00
				RANCHO CORDOVA PD	\$636.78
				SACRAMENTO CO SO	\$118.84
				CDA A	\$11.81
04312	SSD-04-92761	\$952.50	3/14/2005	DA OFFICE	\$118.06
				ELK GROVE PD	\$648.55
				GENERAL FUND	\$283.34
				SACRAMENTO CO SO	\$118.84
04313	SPD-04449871	\$605.50	3/14/2005	CDA A	\$9.53
				DA OFFICE	\$95.25
				GENERAL FUND	\$228.60
				SACRAMENTO CO SO	\$619.12
04313	SPD-04449871	\$605.50	3/14/2005	CDA A	\$6.06
				DA OFFICE	\$60.55



State of California
ASSET FORFEITURE REPORT - 2005

Table 3

Admin Number	Docket Number	Amount Forfeited	Date Disbursed	Recipient	Amount Disbursed
				GENERAL FUND	\$145.32
				SACRAMENTO PD	\$393.57
04314	SPD-04450278	\$941.50	3/14/2005		
				CDA A	\$9.42
				DA OFFICE	\$94.15
				GENERAL FUND	\$225.96
				SACRAMENTO PD	\$611.97
04316	SSD-04-94441	\$662.50	3/14/2005		
				CDA A	\$6.63
				DA OFFICE	\$66.25
				GENERAL FUND	\$159.00
				SACRAMENTO CO SO	\$430.62
04317	SPD-04452127	\$1,386.15	3/14/2005		
				CDA A	\$13.86
				DA OFFICE	\$138.62
				GENERAL FUND	\$332.68
				SACRAMENTO PD	\$900.99
04318	SSD-04-96687	\$1,234.00	10/7/2005		
				CDA A	\$0.00
				DA OFFICE	\$0.00
				GENERAL FUND	\$0.00
				SAC CO DIV REV RECOVERY	\$1,234.00
04319	SPD-04451275	\$343.33	3/14/2005		
				CDA A	\$3.43
				DA OFFICE	\$34.33
				GENERAL FUND	\$82.40
				SACRAMENTO PD	\$223.17
05001	SSD-04-87225	\$2,492.50	4/10/2005		
				CDA A	\$24.93
				DA OFFICE	\$249.25
				GENERAL FUND	\$598.20
				SACRAMENTO CO SO	\$1,620.12
05002	SSD-04-96598	\$584.50	4/10/2005		
				CDA A	\$5.85
				DA OFFICE	\$58.45
				ELK GROVE PD	\$47.49
				GENERAL FUND	\$140.28
				SACRAMENTO CO SO	\$189.96
				SACRAMENTO PROBATION	\$142.47
05003	SPD-04458198	\$345.50	4/10/2005		
				CDA A	\$3.46
				DA OFFICE	\$34.55
				GENERAL FUND	\$82.92
				SACRAMENTO PD	\$224.57
05004	SSD-04-97449	\$977.50	4/10/2005		
				CDA A	\$9.78
				CITRUS HEIGHTS PD	\$516.53



State of California
ASSET FORFEITURE REPORT - 2005

Table 3

Admin Number	Docket Number	Amount Forfeited	Date Disbursed	Recipient	Amount Disbursed
				DA OFFICE	\$97.75
				GENERAL FUND	\$234.60
				SACRAMENTO CO SO	\$118.84
05006	SSD-04-92966	\$37,837.50	6/10/2005		
				CDA A	\$378.38
				DA OFFICE	\$3,783.75
				ELK GROVE PD	\$24,475.53
				GENERAL FUND	\$9,081.00
				SACRAMENTO CO SO	\$118.84
05008	SPD-04467007	\$630.50	4/10/2005		
				CDA A	\$6.31
				DA OFFICE	\$63.05
				GENERAL FUND	\$151.32
				SACRAMENTO PD	\$409.82
05009	SSD-04-98299	\$1,125.50	8/12/2005		
				CDA A	\$11.26
				CITRUS HEIGHTS PD	\$612.73
				DA OFFICE	\$112.55
				GENERAL FUND	\$270.12
				SACRAMENTO CO SO	\$118.84
05010	SPD-04472619	\$2,020.50	4/10/2005		
				CDA A	\$20.21
				DA OFFICE	\$202.05
				GENERAL FUND	\$484.92
				SACRAMENTO PD	\$1,313.32
05011	SPD-04473566	\$657.50	4/10/2005		
				CDA A	\$6.58
				DA OFFICE	\$65.75
				GENERAL FUND	\$157.80
				SACRAMENTO PD	\$427.37
05012	SPD-04474055	\$387.50	4/10/2005		
				CDA A	\$3.88
				DA OFFICE	\$38.75
				GENERAL FUND	\$93.00
				SACRAMENTO PD	\$251.87
05013	SSD-04100095	\$638.50	4/10/2005		
				CDA A	\$6.39
				DA OFFICE	\$63.85
				GENERAL FUND	\$153.24
				SACRAMENTO CO SO	\$415.02
05014	SSD-04100116	\$10,022.50	4/10/2005		
				CDA A	\$100.23
				DA OFFICE	\$1,002.25
				GENERAL FUND	\$2,405.40
				SACRAMENTO CO SO	\$6,514.62
05015	SSD-04101182	\$495.66	4/10/2005		
				CDA A	\$4.96



State of California
ASSET FORFEITURE REPORT - 2005

Table 3

Admin Number	Docket Number	Amount Forfeited	Date Disbursed	Recipient	Amount Disbursed
				DA OFFICE	\$49.57
				GENERAL FUND	\$118.96
				SACRAMENTO CO SO	\$322.17
05016	SPD-05-1377	\$2,130.50	5/10/2005		
				CDA A	\$21.31
				DA OFFICE	\$213.05
				GENERAL FUND	\$511.32
				SACRAMENTO PD	\$1,384.82
05017	SSD-05-5052	\$1,429.50	4/10/2005		
				CDA A	\$14.30
				DA OFFICE	\$142.95
				GENERAL FUND	\$343.08
				SACRAMENTO CO SO	\$929.17
05018	SSD-05-1657	\$15,480.50	4/10/2005		
				CDA A	\$154.81
				DA OFFICE	\$1,548.05
				GENERAL FUND	\$3,715.32
				SACRAMENTO CO SO	\$10,062.32
05019	SSD-04101607	\$3,992.50	9/12/2005		
				CDA A	\$39.93
				DA OFFICE	\$399.25
				ELK GROVE PD	\$2,476.28
				GENERAL FUND	\$958.20
				SACRAMENTO CO SO	\$118.84
05020	SSD-04100413	\$438.50	4/10/2005		
				CDA A	\$4.39
				DA OFFICE	\$43.85
				GENERAL FUND	\$105.24
				RANCHO CORDOVA PD	\$166.18
				SACRAMENTO CO SO	\$118.84
05021	SSD-04-97541	\$974.50	7/11/2005		
				CDA A	\$9.75
				DA OFFICE	\$97.45
				GENERAL FUND	\$233.88
				SACRAMENTO CO SO	\$633.42
05023	SPD-05-4589	\$470.50	4/10/2005		
				CDA A	\$4.71
				DA OFFICE	\$47.05
				GENERAL FUND	\$112.92
				SACRAMENTO PD	\$305.82
05024	SHPF00112525	\$2,573.50	4/10/2005		
				CDA A	\$25.74
				CHP-SOUTH SACRAMENTO	\$1,672.77
				DA OFFICE	\$257.35
				GENERAL FUND	\$617.64
05025	SPD-05-12163	\$1,537.50	11/10/2005		
				CDA A	\$15.38



State of California
ASSET FORFEITURE REPORT - 2005

Table 3

Admin Number	Docket Number	Amount Forfeited	Date Disbursed	Recipient	Amount Disbursed
				DA OFFICE	\$153.75
				GENERAL FUND	\$369.00
				SACRAMENTO PD	\$999.37
05026	BNE-04-00026	\$6,394.57	5/10/2005		
				CA DOJ-BNE SACRAMENTO	\$3,325.17
				CDA A	\$63.95
				DA OFFICE	\$639.46
				GENERAL FUND	\$1,534.70
				SACRAMENTO CO SO	\$831.29
05027	SSD-04-98148	\$563.50	5/10/2005		
				CDA A	\$5.64
				DA OFFICE	\$56.35
				GENERAL FUND	\$135.24
				SACRAMENTO CO SO	\$366.27
05029	SPD-05-1624	\$652.50	5/10/2005		
				CDA A	\$6.53
				DA OFFICE	\$65.25
				GENERAL FUND	\$156.60
				SACRAMENTO PD	\$424.12
05030	SSD-05-485	\$5,807.50	5/10/2005		
				CDA A	\$58.08
				CHP-NORTH SACRAMENTO	\$1,887.43
				DA OFFICE	\$580.75
				GENERAL FUND	\$1,393.80
				SACRAMENTO CO SO	\$1,887.44
05031	SSD-05-3041	\$1,855.50	5/10/2005		
				CDA A	\$18.56
				DA OFFICE	\$185.55
				GENERAL FUND	\$445.32
				SACRAMENTO CO SO	\$118.84
				SACRAMENTO PROBATION	\$1,087.23
05032	SSD-05-3150	\$2,882.50	5/10/2005		
				CDA A	\$28.83
				DA OFFICE	\$288.25
				GENERAL FUND	\$691.80
				SACRAMENTO CO SO	\$1,873.62
05033	SPD-05-15163	\$4,031.50	5/10/2005		
				CDA A	\$40.32
				DA OFFICE	\$403.15
				GENERAL FUND	\$967.56
				SACRAMENTO PD	\$2,620.47
05035	GPD-05-0138	\$4,148.50	8/12/2005		
				CDA A	\$41.49
				DA OFFICE	\$414.85
				GALT PD	\$2,696.52
				GENERAL FUND	\$995.64



State of California
ASSET FORFEITURE REPORT - 2005

Table 3

Admin Number	Docket Number	Amount Forfeited	Date Disbursed	Recipient	Amount Disbursed
05038	SSD-05-5535	\$4,212.50	5/10/2005	CDA A	\$42.13
				DA OFFICE	\$421.25
				GENERAL FUND	\$1,011.00
				SACRAMENTO CO SO	\$2,738.12
05039	SSD-05-5310	\$417.50	5/10/2005	CDA A	\$4.18
				DA OFFICE	\$41.75
				ELK GROVE PD	\$152.53
				GENERAL FUND	\$100.20
				SACRAMENTO CO SO	\$118.84
05040	SSD-05-6012	\$22,432.50	6/10/2005	CDA A	\$224.33
				DA OFFICE	\$2,243.25
				GENERAL FUND	\$5,383.80
				SACRAMENTO CO SO	\$14,581.12
05041	SPD-05-22953	\$378.50	5/10/2005	CDA A	\$3.79
				DA OFFICE	\$37.85
				GENERAL FUND	\$90.84
				SACRAMENTO PD	\$246.02
05042	SSD-05-6464	\$885.08	5/10/2005	CDA A	\$8.85
				DA OFFICE	\$88.51
				ELK GROVE PD	\$456.46
				GENERAL FUND	\$212.42
				SACRAMENTO CO SO	\$118.84
05044	SPD-05-25336	\$27,784.50	8/12/2005	CDA A	\$277.85
				DA OFFICE	\$2,778.45
				GENERAL FUND	\$6,668.28
				SACRAMENTO PD	\$18,059.92
05045	SPD-05-25138	\$847.50	11/10/2005	CDA A	\$8.48
				DA OFFICE	\$84.75
				GENERAL FUND	\$203.40
				SACRAMENTO PD	\$550.87
05046	SSD-05-8052	\$597.50	5/10/2005	CDA A	\$5.98
				DA OFFICE	\$59.75
				GENERAL FUND	\$143.40
				RANCHO CORDOVA PD	\$269.53
				SACRAMENTO CO SO	\$118.84
05047	SPD-05-37033	\$18,674.50	10/7/2005	CDA A	\$186.74
				DA OFFICE	\$1,867.45
				GENERAL FUND	\$4,481.88



State of California
ASSET FORFEITURE REPORT - 2005

Table 3

Admin Number	Docket Number	Amount Forfeited	Date Disbursed	Recipient	Amount Disbursed
05050	NHP-80991VP	\$452.50	6/10/2005	SACRAMENTO PD	\$12,138.43
				CDA A	\$4.53
				CHP-NORTH SACRAMENTO	\$294.12
				DA OFFICE	\$45.25
				GENERAL FUND	\$108.60
05051	YO-05-024-O	\$454.90	6/10/2005		
				CDA A	\$4.55
				DA OFFICE	\$45.49
				GENERAL FUND	\$109.18
				YOLO NARC ENF TEAM	\$295.68
05052	SSD-04-8227	\$1,412.50	6/10/2005		
				CDA A	\$14.13
				CITRUS HEIGHTS PD	\$799.28
				DA OFFICE	\$141.25
				GENERAL FUND	\$339.00
				SACRAMENTO CO SO	\$118.84
05053	SSD-05-8166	\$757.50	6/10/2005		
				CDA A	\$7.58
				DA OFFICE	\$75.75
				GENERAL FUND	\$181.80
				SACRAMENTO CO SO	\$492.37
05055	SPD-05-29378	\$2,740.50	6/10/2005		
				CDA A	\$27.41
				DA OFFICE	\$274.05
				GENERAL FUND	\$657.72
				SACRAMENTO PD	\$1,781.32
05056	BNE-SA-05-06	\$6,276.50	7/11/2005		
				CA DOJ-BNE SACRAMENTO	\$815.94
				CDA A	\$62.77
				DA OFFICE	\$627.65
				GENERAL FUND	\$1,506.36
				W.E.N.E.T.	\$3,263.78
05058	SSD-05-8257	\$1,408.11	6/10/2005		
				CDA A	\$14.08
				DA OFFICE	\$140.81
				GENERAL FUND	\$337.95
				SACRAMENTO CO SO	\$915.27
05059	SSD-05-8263	\$12,035.50	6/10/2005		
				CDA A	\$120.36
				CHP-SOUTH SACRAMENTO	\$3,911.53
				DA OFFICE	\$1,203.55
				GENERAL FUND	\$2,888.52
				SACRAMENTO CO SO	\$3,911.54
05061	SSD-05-8803	\$2,237.50	6/10/2005		
				CDA A	\$22.38
				DA OFFICE	\$223.75



State of California
ASSET FORFEITURE REPORT - 2005

Table 3

Admin Number	Docket Number	Amount Forfeited	Date Disbursed	Recipient	Amount Disbursed
				GENERAL FUND	\$537.00
				SACRAMENTO CO SO	\$1,454.37
05062	SSD-05-9912	\$5,594.50	6/10/2005		
				CDA A	\$55.95
				DA OFFICE	\$559.45
				GENERAL FUND	\$1,342.68
				RANCHO CORDOVA PD	\$3,517.58
				SACRAMENTO CO SO	\$118.84
05063	SSD-05-10676	\$3,276.50	6/10/2005		
				CDA A	\$32.77
				DA OFFICE	\$327.65
				GENERAL FUND	\$786.36
				SACRAMENTO CO SO	\$2,129.72
05064	SPD-05-41693	\$781.50	9/12/2005		
				CDA A	\$7.82
				DA OFFICE	\$78.15
				GENERAL FUND	\$187.56
				SACRAMENTO PD	\$507.97
05065	SSD-05-12657	\$1,236.50	6/10/2005		
				CDA A	\$12.37
				DA OFFICE	\$123.65
				GENERAL FUND	\$296.76
				SACRAMENTO CO SO	\$803.72
05066	SSD-05-12583	\$485.50	6/10/2005		
				CDA A	\$4.86
				DA OFFICE	\$48.55
				GENERAL FUND	\$116.52
				RANCHO CORDOVA PD	\$196.73
				SACRAMENTO CO SO	\$118.84
05067	SSD-05-12746	\$495.50	6/10/2005		
				CDA A	\$4.96
				DA OFFICE	\$49.55
				GENERAL FUND	\$118.92
				SACRAMENTO CO SO	\$322.07
05068	SSD-05-12935	\$2,297.50	6/10/2005		
				CDA A	\$22.98
				DA OFFICE	\$229.75
				GENERAL FUND	\$551.40
				SACRAMENTO CO SO	\$1,493.37
05069	SSD-05-13801	\$732.50	6/10/2005		
				CDA A	\$7.33
				CITRUS HEIGHTS PD	\$357.28
				DA OFFICE	\$73.25
				GENERAL FUND	\$175.80
				SACRAMENTO CO SO	\$118.84
05070	SSD-05-14674	\$788.50	6/10/2005		
				CDA A	\$7.89



State of California
ASSET FORFEITURE REPORT - 2005

Table 3

Admin Number	Docket Number	Amount Forfeited	Date Disbursed	Recipient	Amount Disbursed
				DA OFFICE	\$78.85
				GENERAL FUND	\$189.24
				SACRAMENTO CO SO	\$512.52
05072	SPD-05-38660	\$4,048.50	6/10/2005		
				CDA A	\$40.49
				DA OFFICE	\$404.85
				GENERAL FUND	\$971.64
				SACRAMENTO PD	\$2,631.52
05075	SSD-05-12351	\$26,817.50	12/10/2005		
				CDA A	\$268.18
				DA OFFICE	\$2,681.75
				GENERAL FUND	\$6,436.20
				SACRAMENTO CO SO	\$17,431.37
05076	SSD-05-13929	\$8,456.50	6/10/2005		
				CDA A	\$84.57
				DA OFFICE	\$845.65
				ELK GROVE PD	\$1,099.34
				GENERAL FUND	\$2,029.56
				SACRAMENTO CO SO	\$4,397.38
05077	SSD-05-14978	\$463.50	6/10/2005		
				CDA A	\$4.64
				DA OFFICE	\$46.35
				GENERAL FUND	\$111.24
				SACRAMENTO CO SO	\$301.27
05079	SHPF00892525	\$823.50	8/12/2005		
				CDA A	\$8.24
				CHP-SOUTH SACRAMENTO	\$535.27
				DA OFFICE	\$82.35
				GENERAL FUND	\$197.64
05080	NHP-81531VP	\$1,920.00	11/10/2005		
				CDA A	\$0.00
				DA OFFICE	\$0.00
				GENERAL FUND	\$0.00
				SAC CO DIV REV RECOVERY	\$1,920.00
05081	BNE-SA-05-05	\$8,899.50	12/10/2005		
				CA DOJ-BNE SACRAMENTO	\$5,784.67
				CDA A	\$89.00
				DA OFFICE	\$889.95
				GENERAL FUND	\$2,135.88
05082	SPD-05-71708	\$292.50	6/10/2005		
				CDA A	\$2.93
				DA OFFICE	\$29.25
				GENERAL FUND	\$70.20
				SACRAMENTO PD	\$190.12
05084	SPD-05-51538	\$2,562.33	6/10/2005		
				CDA A	\$25.62
				DA OFFICE	\$256.23



State of California
ASSET FORFEITURE REPORT - 2005

Table 3

Admin Number	Docket Number	Amount Forfeited	Date Disbursed	Recipient	Amount Disbursed
				GENERAL FUND	\$614.96
				SACRAMENTO PD	\$1,665.52
05085	SPD-05-54544	\$417.17	6/10/2005		
				CDA A	\$4.17
				DA OFFICE	\$41.72
				GENERAL FUND	\$100.12
				SACRAMENTO PD	\$271.16
05086	SPD-05-54266	\$1,544.50	6/10/2005		
				CDA A	\$15.45
				DA OFFICE	\$154.45
				GENERAL FUND	\$370.68
				SACRAMENTO PD	\$1,003.92
05087	SSD-05-13862	\$3,785.50	6/10/2005		
				CDA A	\$37.86
				DA OFFICE	\$378.55
				GENERAL FUND	\$908.52
				SACRAMENTO CO SO	\$2,460.57
05088	SPD-05-56159	\$1,512.50	6/10/2005		
				CDA A	\$15.13
				DA OFFICE	\$151.25
				GENERAL FUND	\$363.00
				SACRAMENTO PD	\$983.12
05089	SSD-05-15541	\$1,468.50	6/10/2005		
				CDA A	\$14.69
				DA OFFICE	\$146.85
				GENERAL FUND	\$352.44
				SACRAMENTO CO SO	\$954.52
05090	SPD-05-63310	\$945.50	6/10/2005		
				CDA A	\$9.46
				DA OFFICE	\$94.55
				GENERAL FUND	\$226.92
				SACRAMENTO PD	\$614.57
05091	SSD-05-23566	\$1,452.50	6/10/2005		
				CDA A	\$14.53
				DA OFFICE	\$145.25
				GENERAL FUND	\$348.60
				SACRAMENTO CO SO	\$944.12
05092	SSD-05-15765	\$4,816.50	6/10/2005		
				CDA A	\$48.17
				DA OFFICE	\$481.65
				GENERAL FUND	\$1,155.96
				SACRAMENTO CO SO	\$3,130.72
05093	SPD-05-82441	\$919.50	6/10/2005		
				CDA A	\$9.20
				DA OFFICE	\$91.95
				GENERAL FUND	\$220.68
				SACRAMENTO PD	\$597.67



State of California
ASSET FORFEITURE REPORT - 2005

Table 3

Admin Number	Docket Number	Amount Forfeited	Date Disbursed	Recipient	Amount Disbursed
05094	SSD-05-21455	\$1,642.50	6/10/2005	CDA A	\$16.43
				DA OFFICE	\$164.25
				GENERAL FUND	\$394.20
				SACRAMENTO CO SO	\$1,067.62
05095	SSD-05-18995	\$5,784.24	6/10/2005	CDA A	\$57.84
				DA OFFICE	\$578.42
				GENERAL FUND	\$1,388.22
				SACRAMENTO CO SO	\$1,879.88
05096	SSD-05-19754	\$2,846.33	6/10/2005	CDA A	\$28.46
				DA OFFICE	\$284.63
				GENERAL FUND	\$683.12
				SACRAMENTO CO SO	\$1,850.12
05097	SSD-05-22339	\$1,232.33	6/10/2005	CDA A	\$12.32
				DA OFFICE	\$123.23
				GENERAL FUND	\$295.76
				SACRAMENTO CO SO	\$801.02
05100	SPD-04-1427	\$1,549.50	7/11/2005	CDA A	\$15.50
				DA OFFICE	\$154.95
				GENERAL FUND	\$371.88
				SACRAMENTO PD	\$1,007.17
05101	SSD-05-12080	\$1,211.50	11/10/2005	CDA A	\$12.12
				DA OFFICE	\$121.15
				ELK GROVE PD	\$98.43
				GENERAL FUND	\$290.76
				SACRAMENTO CO SO	\$393.74
				SACRAMENTO PROBATION	\$295.30
05102	P05-015-OC	\$665.50	7/11/2005	CDA A	\$6.66
				DA OFFICE	\$66.55
				GENERAL FUND	\$159.72
				PLACER CO SIU	\$432.57
05103	SPD-05-71186	\$895.50	7/11/2005	CDA A	\$8.96
				DA OFFICE	\$89.55
				GENERAL FUND	\$214.92
				SACRAMENTO PD	\$582.07
05105	SPD-05-73008	\$767.50	7/11/2005	CDA A	\$7.68
				DA OFFICE	\$76.75
				GENERAL FUND	\$184.20



State of California
ASSET FORFEITURE REPORT - 2005

Table 3

Admin Number	Docket Number	Amount Forfeited	Date Disbursed	Recipient	Amount Disbursed
05107	SSD-05-18026	\$242.50	7/11/2005	SACRAMENTO PD	\$498.87
				CDA A	\$2.43
				DA OFFICE	\$24.25
				GENERAL FUND	\$58.20
05108	SSD-05-19556	\$487.50	7/11/2005	SACRAMENTO CO SO	\$157.62
				CDA A	\$4.88
				DA OFFICE	\$48.75
				GENERAL FUND	\$117.00
				RANCHO CORDOVA PD	\$198.03
05109	SSD-05-17152	\$717.50	9/12/2005	SACRAMENTO CO SO	\$118.84
				CDA A	\$7.18
				DA OFFICE	\$71.75
				GENERAL FUND	\$172.20
				SACRAMENTO CO SO	\$466.37
05111	SSD-05-15807	\$762.50	8/12/2005		
				CDA A	\$7.63
				DA OFFICE	\$76.25
				ELK GROVE PD	\$376.78
				GENERAL FUND	\$183.00
				SACRAMENTO CO SO	\$118.84
05112	SSD-05-16830	\$586.50	8/12/2005		
				CDA A	\$5.87
				DA OFFICE	\$58.65
				GENERAL FUND	\$140.76
				SACRAMENTO CO SO	\$381.22
05113	SPD-05-90727	\$432.50	8/12/2005		
				CDA A	\$4.33
				DA OFFICE	\$43.25
				GENERAL FUND	\$103.80
				SACRAMENTO PD	\$281.12
05114	SSD-05-21798	\$485.50	8/12/2005		
				CDA A	\$4.86
				DA OFFICE	\$48.55
				GENERAL FUND	\$116.52
				SACRAMENTO CO SO	\$315.57
05116	SPD-05100957	\$912.50	8/12/2005		
				CDA A	\$9.13
				DA OFFICE	\$91.25
				GENERAL FUND	\$219.00
				SACRAMENTO PD	\$593.12
05118	SSD-05-29548	\$28,957.50	9/12/2005		
				CDA A	\$289.58
				DA OFFICE	\$2,895.75
				ELK GROVE PD	\$18,703.53



State of California
ASSET FORFEITURE REPORT - 2005

Table 3

Admin Number	Docket Number	Amount Forfeited	Date Disbursed	Recipient	Amount Disbursed
				GENERAL FUND	\$6,949.80
				SACRAMENTO CO SO	\$118.84
05119	SSD-05-21767	\$306.50	8/12/2005		
				CDA A	\$3.07
				CITRUS HEIGHTS PD	\$80.38
				DA OFFICE	\$30.65
				GENERAL FUND	\$73.56
				SACRAMENTO CO SO	\$118.84
05120	SPD-05-97085	\$512.50	8/12/2005		
				CDA A	\$5.13
				DA OFFICE	\$51.25
				GENERAL FUND	\$123.00
				SACRAMENTO PD	\$333.12
05121	SSD-05-31851	\$930.50	8/12/2005		
				CDA A	\$9.31
				DA OFFICE	\$93.05
				GENERAL FUND	\$223.32
				SACRAMENTO CO SO	\$604.82
05122	SSD-05-29675	\$572.50	8/12/2005		
				CDA A	\$5.73
				DA OFFICE	\$57.25
				GENERAL FUND	\$137.40
				SACRAMENTO CO SO	\$372.12
05123	SSD-05-16952	\$11,452.50	8/12/2005		
				CDA A	\$114.53
				DA OFFICE	\$1,145.25
				ELK GROVE PD	\$930.51
				GENERAL FUND	\$2,748.60
				SACRAMENTO CO SO	\$3,722.06
				SACRAMENTO PROBATION	\$2,791.55
05124	SPD-05108945	\$1,260.50	8/12/2005		
				CDA A	\$12.61
				DA OFFICE	\$126.05
				GENERAL FUND	\$302.52
				SACRAMENTO PD	\$819.32
05125	SPD-05115036	\$365.50	8/12/2005		
				CDA A	\$3.66
				DA OFFICE	\$36.55
				GENERAL FUND	\$87.72
				SACRAMENTO PD	\$237.57
05126	SSD-05-29483	\$1,472.50	8/12/2005		
				CDA A	\$14.73
				DA OFFICE	\$147.25
				GENERAL FUND	\$353.40
				SACRAMENTO CO SO	\$957.12
05128	SSD-05-25793	\$6,535.50	12/10/2005		
				CDA A	\$65.36



State of California
ASSET FORFEITURE REPORT - 2005

Table 3

Admin Number	Docket Number	Amount Forfeited	Date Disbursed	Recipient	Amount Disbursed
				DA OFFICE	\$653.55
				GENERAL FUND	\$1,568.52
				SACRAMENTO CO SO	\$4,248.07
05129	SPD-05130761	\$286.50	9/12/2005		
				CDA A	\$2.87
				DA OFFICE	\$28.65
				GENERAL FUND	\$68.76
				SACRAMENTO PD	\$186.22
05131	SPD-05108226	\$1,364.50	8/12/2005		
				CDA A	\$13.65
				DA OFFICE	\$136.45
				GENERAL FUND	\$327.48
				SACRAMENTO PD	\$886.92
05132	SPD-05124274	\$1,412.50	8/12/2005		
				CDA A	\$14.13
				DA OFFICE	\$141.25
				GENERAL FUND	\$339.00
				SACRAMENTO PD	\$918.12
05133	SPD-05131481	\$800.50	8/12/2005		
				CDA A	\$8.01
				DA OFFICE	\$80.05
				GENERAL FUND	\$192.12
				SACRAMENTO PD	\$520.32
05134	SPD-05133458	\$378.50	8/12/2005		
				CDA A	\$3.79
				DA OFFICE	\$37.85
				GENERAL FUND	\$90.84
				SACRAMENTO PD	\$246.02
05135	SPD-05-96609	\$808.25	8/12/2005		
				CDA A	\$8.08
				DA OFFICE	\$80.83
				GENERAL FUND	\$193.98
				SACRAMENTO PD	\$525.36
05136	BNE-SA-05-21	\$2,568.50	10/7/2005		
				CA DOJ-BNE SACRAMENTO	\$834.76
				CDA A	\$25.69
				DA OFFICE	\$256.85
				GENERAL FUND	\$616.44
				YOLO NARC ENF TEAM	\$834.76
05137	SPD-05-96684	\$1,549.50	8/12/2005		
				CDA A	\$15.50
				DA OFFICE	\$154.95
				GENERAL FUND	\$371.88
				SACRAMENTO PD	\$1,007.17
05138	SSD-05-26157	\$665.50	8/12/2005		
				CDA A	\$6.66
				DA OFFICE	\$66.55



State of California
ASSET FORFEITURE REPORT - 2005

Table 3

Admin Number	Docket Number	Amount Forfeited	Date Disbursed	Recipient	Amount Disbursed
				GENERAL FUND	\$159.72
				SACRAMENTO CO SO	\$432.57
05140	SSD-05-26176	\$662.50	9/12/2005		
				CDA A	\$6.63
				DA OFFICE	\$66.25
				GENERAL FUND	\$159.00
				SACRAMENTO CO SO	\$430.62
05141	SSD-05-26405	\$457.50	9/12/2005		
				CDA A	\$4.58
				DA OFFICE	\$45.75
				ELK GROVE PD	\$178.53
				GENERAL FUND	\$109.80
				SACRAMENTO CO SO	\$118.84
05142	SSD-05-28000	\$607.50	9/12/2005		
				CDA A	\$6.08
				DA OFFICE	\$60.75
				GENERAL FUND	\$145.80
				SACRAMENTO CO SO	\$394.87
05143	SSD-05-29698	\$2,283.50	9/12/2005		
				CDA A	\$22.84
				DA OFFICE	\$228.35
				GENERAL FUND	\$548.04
				SACRAMENTO CO SO	\$1,484.27
05144	SSD-05-29519	\$408.50	9/12/2005		
				CDA A	\$4.09
				DA OFFICE	\$40.85
				GENERAL FUND	\$98.04
				SACRAMENTO CO SO	\$265.52
05145	SSD-05-27534	\$518.50	9/12/2005		
				CDA A	\$5.19
				DA OFFICE	\$51.85
				ELK GROVE PD	\$218.18
				GENERAL FUND	\$124.44
				SACRAMENTO CO SO	\$118.84
05146	SSD-05-29521	\$231.50	9/12/2005		
				CDA A	\$2.32
				DA OFFICE	\$23.15
				GENERAL FUND	\$55.56
				SACRAMENTO CO SO	\$150.47
05147	SSD-05-20633	\$1,391.50	9/12/2005		
				CDA A	\$13.92
				DA OFFICE	\$139.15
				GENERAL FUND	\$333.96
				SACRAMENTO CO SO	\$904.47
05148	SSD-05-24013	\$638.50	9/12/2005		
				CDA A	\$6.39
				DA OFFICE	\$63.85



State of California
ASSET FORFEITURE REPORT - 2005

Table 3

Admin Number	Docket Number	Amount Forfeited	Date Disbursed	Recipient	Amount Disbursed
				GENERAL FUND	\$153.24
				SACRAMENTO CO SO	\$415.02
05149	SSD-05-24026	\$1,417.50	9/12/2005		
				CDA A	\$14.18
				DA OFFICE	\$141.75
				GENERAL FUND	\$340.20
				SACRAMENTO CO SO	\$921.37
05150	SSD-05-29414	\$5,032.50	9/12/2005		
				CDA A	\$50.33
				DA OFFICE	\$503.25
				GENERAL FUND	\$1,207.80
				SACRAMENTO CO SO	\$3,271.12
05151	SSD-05-23722	\$1,428.50	9/12/2005		
				CDA A	\$14.29
				DA OFFICE	\$142.85
				GENERAL FUND	\$342.84
				SACRAMENTO CO SO	\$928.52
05152	NHP-87512VP	\$1,304.31	9/12/2005		
				CDA A	\$13.04
				CHP-NORTH SACRAMENTO	\$847.81
				DA OFFICE	\$130.43
				GENERAL FUND	\$313.03
05153	SPD-05158621	\$346.50	9/12/2005		
				CDA A	\$3.47
				DA OFFICE	\$34.65
				GENERAL FUND	\$83.16
				SACRAMENTO PD	\$225.22
05155	SSD-05-22893	\$1,093.50	9/12/2005		
				CDA A	\$10.94
				DA OFFICE	\$109.35
				GENERAL FUND	\$262.44
				SACRAMENTO CO SO	\$710.77
05156	SPD-05148124	\$734.50	9/12/2005		
				CDA A	\$7.35
				DA OFFICE	\$73.45
				GENERAL FUND	\$176.28
				SACRAMENTO PD	\$477.42
05157	GPD-05-1361	\$112.56	9/12/2005		
				CDA A	\$1.13
				DA OFFICE	\$11.26
				GALT PD	\$73.16
				GENERAL FUND	\$27.01
05159	SSD-05-30605	\$2,136.50	9/12/2005		
				CDA A	\$21.37
				DA OFFICE	\$213.65
				GENERAL FUND	\$512.76
				RANCHO CORDOVA PD	\$1,269.88



State of California
ASSET FORFEITURE REPORT - 2005

Table 3

Admin Number	Docket Number	Amount Forfeited	Date Disbursed	Recipient	Amount Disbursed
05160	SSD-05-31686	\$1,199.50	10/7/2005	SACRAMENTO CO SO	\$118.84
				CDA A	\$12.00
				DA OFFICE	\$119.95
				GENERAL FUND	\$287.88
				RANCHO CORDOVA PD	\$660.83
05162	GPD-05-1361	\$287.50	10/7/2005	SACRAMENTO CO SO	\$118.84
				CDA A	\$2.88
				DA OFFICE	\$28.75
				GALT PD	\$186.87
				GENERAL FUND	\$69.00
05164	SPD-05161793	\$530.50	10/7/2005	CDA A	\$5.31
				DA OFFICE	\$53.05
				GENERAL FUND	\$127.32
				SACRAMENTO PD	\$344.82
				05165	SPD-05156894
DA OFFICE	\$47.55				
GENERAL FUND	\$114.12				
SACRAMENTO PD	\$309.07				
05166	SPD-05173791	\$1,134.50	11/10/2005		
				DA OFFICE	\$113.45
				GENERAL FUND	\$272.28
				SACRAMENTO PD	\$737.42
				05167	SPD-05117208
DA OFFICE	\$530.25				
GENERAL FUND	\$1,272.60				
SACRAMENTO PD	\$3,446.62				
05168	SPD-05125019	\$425.50	10/7/2005		
				DA OFFICE	\$42.55
				GENERAL FUND	\$102.12
				SACRAMENTO PD	\$276.57
				05172	SPD-05115999
DA OFFICE	\$138.85				
GENERAL FUND	\$333.24				
SACRAMENTO PD	\$902.52				
05173	SPD-05168475	\$1,926.50	10/7/2005		
				DA OFFICE	\$192.65
				GENERAL FUND	\$462.36
				SACRAMENTO PD	\$1,252.22



State of California
ASSET FORFEITURE REPORT - 2005

Table 3

Admin Number	Docket Number	Amount Forfeited	Date Disbursed	Recipient	Amount Disbursed
05174	SPD-05186763	\$983.50	10/7/2005	CDA A	\$9.84
				DA OFFICE	\$98.35
				GENERAL FUND	\$236.04
				SACRAMENTO PD	\$639.27
05176	SPD-05152419	\$964.50	9/12/2005	CDA A	\$9.65
				DA OFFICE	\$96.45
				GENERAL FUND	\$231.48
				SACRAMENTO PD	\$626.92
05177	SPD-05160951	\$642.50	10/7/2005	CDA A	\$6.43
				DA OFFICE	\$64.25
				GENERAL FUND	\$154.20
				SACRAMENTO PD	\$417.62
05179	SPD-05128786	\$1,656.00	9/12/2005	CDA A	\$16.56
				DA OFFICE	\$165.60
				GENERAL FUND	\$397.44
				SACRAMENTO PD	\$1,076.40
05180	SPD-05152754	\$1,686.09	10/7/2005	CDA A	\$16.86
				DA OFFICE	\$168.61
				GENERAL FUND	\$404.66
				SACRAMENTO PD	\$1,095.96
05181	SSD-05-28369	\$742.00	12/10/2005	CDA A	\$0.00
				DA OFFICE	\$0.00
				GENERAL FUND	\$0.00
				SAC CO DIV REV RECOVERY	\$742.00
05182	SSD-05-35628	\$23,490.67	11/10/2005	CDA A	\$234.91
				DA OFFICE	\$2,349.07
				GENERAL FUND	\$5,637.76
				SACRAMENTO CO SO	\$15,268.93
05183	SSD-05-37720	\$2,707.67	10/7/2005	CDA A	\$27.08
				DA OFFICE	\$270.77
				GENERAL FUND	\$649.84
				SACRAMENTO CO SO	\$1,759.98
05184	SSD-05-37725	\$249.67	10/7/2005	CDA A	\$2.50
				DA OFFICE	\$24.97
				GENERAL FUND	\$59.92
				SACRAMENTO CO SO	\$162.28
05185	SPD-05185836	\$1,217.67	11/10/2005	CDA A	\$12.18



State of California
ASSET FORFEITURE REPORT - 2005

Table 3

Admin Number	Docket Number	Amount Forfeited	Date Disbursed	Recipient	Amount Disbursed
				DA OFFICE	\$121.77
				GENERAL FUND	\$292.24
				SACRAMENTO PD	\$791.48
05187	SSD-05-29985	\$983.00	10/7/2005		
				CDA A	\$9.83
				DA OFFICE	\$98.30
				ELK GROVE PD	\$520.11
				GENERAL FUND	\$235.92
				SACRAMENTO CO SO	\$118.84
05188	SSD-05-33667	\$901.00	10/7/2005		
				CDA A	\$9.01
				DA OFFICE	\$90.10
				GENERAL FUND	\$216.24
				SACRAMENTO CO SO	\$585.65
05189	SSD-05-40872	\$1,931.00	10/7/2005		
				CDA A	\$19.31
				DA OFFICE	\$193.10
				GENERAL FUND	\$463.44
				SACRAMENTO CO SO	\$1,255.15
05192	YO-05-117-U	\$261.33	10/7/2005		
				CDA A	\$2.61
				DA OFFICE	\$26.13
				GENERAL FUND	\$62.72
				YOLO NARC ENF TEAM	\$169.87
05193	YO-05-084-C	\$538.33	10/7/2005		
				CDA A	\$5.38
				DA OFFICE	\$53.83
				GENERAL FUND	\$129.20
				YOLO NARC ENF TEAM	\$349.92
05195	SPD-05192398	\$1,363.00	10/7/2005		
				CDA A	\$13.63
				DA OFFICE	\$136.30
				GENERAL FUND	\$327.12
				SACRAMENTO PD	\$885.95
05197	SSD-05-45726	\$608.00	10/7/2005		
				CDA A	\$6.08
				DA OFFICE	\$60.80
				GENERAL FUND	\$145.92
				SACRAMENTO CO SO	\$395.20
05198	SSD-05-49096	\$2,682.00	10/7/2005		
				CDA A	\$26.82
				CITRUS HEIGHTS PD	\$1,624.46
				DA OFFICE	\$268.20
				GENERAL FUND	\$643.68
				SACRAMENTO CO SO	\$118.84
05199	SSD-05-49473	\$451.00	10/7/2005		
				CDA A	\$4.51



State of California
ASSET FORFEITURE REPORT - 2005

Table 3

Admin Number	Docket Number	Amount Forfeited	Date Disbursed	Recipient	Amount Disbursed
				CITRUS HEIGHTS PD	\$174.31
				DA OFFICE	\$45.10
				GENERAL FUND	\$108.24
				SACRAMENTO CO SO	\$118.84
05201	SPD-05194515	\$1,145.57	10/7/2005		
				CDA A	\$11.46
				DA OFFICE	\$114.56
				GENERAL FUND	\$274.94
				SACRAMENTO PD	\$744.61
05202	SPD-05193674	\$6,510.57	10/7/2005		
				CDA A	\$65.11
				DA OFFICE	\$651.06
				GENERAL FUND	\$1,562.54
				SACRAMENTO PD	\$4,231.86
05203	SPD-05197673	\$366.57	10/7/2005		
				CDA A	\$3.67
				DA OFFICE	\$36.66
				GENERAL FUND	\$87.98
				SACRAMENTO PD	\$238.26
05206	SPD-05235245	\$905.57	10/7/2005		
				CDA A	\$9.06
				DA OFFICE	\$90.56
				GENERAL FUND	\$217.34
				SACRAMENTO PD	\$588.61
05207	SPD-05158819	\$599.67	11/10/2005		
				CDA A	\$6.00
				DA OFFICE	\$59.97
				GENERAL FUND	\$143.92
				SACRAMENTO PD	\$389.78
05208	SPD-05233061	\$3,401.58	11/10/2005		
				CDA A	\$34.02
				DA OFFICE	\$340.16
				GENERAL FUND	\$816.38
				SACRAMENTO PD	\$2,211.02
05211	SPD-05253989	\$514.67	11/10/2005		
				CDA A	\$5.15
				DA OFFICE	\$51.47
				GENERAL FUND	\$123.52
				SACRAMENTO PD	\$334.53
05213	SSD-05-41185	\$746.00	12/10/2005		
				CDA A	\$7.46
				DA OFFICE	\$74.60
				GENERAL FUND	\$179.04
				RANCHO CORDOVA PD	\$366.06
				SACRAMENTO CO SO	\$118.84
05214	SSD-04-85629	\$3,589.00	12/10/2005		
				CDA A	\$35.89



State of California
ASSET FORFEITURE REPORT - 2005

Table 3

Admin Number	Docket Number	Amount Forfeited	Date Disbursed	Recipient	Amount Disbursed
				DA OFFICE	\$358.90
				GENERAL FUND	\$861.36
				SACRAMENTO CO SO	\$2,332.85
05215	SSD-05-29509	\$801.00	12/10/2005		
				CDA A	\$8.01
				DA OFFICE	\$80.10
				ELK GROVE PD	\$401.81
				GENERAL FUND	\$192.24
				SACRAMENTO CO SO	\$118.84
05216	SSD-05-49111	\$1,696.00	12/10/2005		
				CDA A	\$16.96
				DA OFFICE	\$169.60
				ELK GROVE PD	\$137.80
				GENERAL FUND	\$407.04
				SACRAMENTO CO SO	\$551.20
				SACRAMENTO PROBATION	\$413.40
05217	SSD-05-35488	\$301.00	12/10/2005		
				CDA A	\$3.01
				DA OFFICE	\$30.10
				GENERAL FUND	\$72.24
				SACRAMENTO CO SO	\$195.65
05218	SSD-05-36084	\$1,574.00	12/10/2005		
				CDA A	\$15.74
				DA OFFICE	\$157.40
				GENERAL FUND	\$377.76
				SACRAMENTO CO SO	\$1,023.10
05220	SSD-05-51503	\$1,387.00	12/10/2005		
				CDA A	\$13.87
				DA OFFICE	\$138.70
				GENERAL FUND	\$332.88
				SACRAMENTO CO SO	\$901.55
05221	SSD-05-37411	\$417.67	12/10/2005		
				CDA A	\$4.18
				DA OFFICE	\$41.77
				GENERAL FUND	\$100.24
				SACRAMENTO CO SO	\$271.48
05222	SSD-05-46258	\$1,322.67	12/10/2005		
				CDA A	\$13.23
				DA OFFICE	\$132.27
				GENERAL FUND	\$317.44
				SACRAMENTO CO SO	\$859.73
05223	SSD-05-51247	\$1,034.67	12/10/2005		
				CDA A	\$10.35
				DA OFFICE	\$103.47
				ELK GROVE PD	\$84.06
				GENERAL FUND	\$248.32
				SACRAMENTO CO SO	\$336.27



State of California
ASSET FORFEITURE REPORT - 2005

Table 3

Admin Number	Docket Number	Amount Forfeited	Date Disbursed	Recipient	Amount Disbursed
05224	SSD-05-54439	\$3,767.28	12/10/2005	SACRAMENTO PROBATION	\$252.20
				CDA A	\$37.67
				DA OFFICE	\$376.73
				GENERAL FUND	\$904.15
				SACRAMENTO CO SO	\$2,448.73
05225	SPD-05240450	\$1,569.67	12/10/2008	CDA A	\$15.70
				DA OFFICE	\$156.97
				GENERAL FUND	\$376.72
				SACRAMENTO PD	\$1,020.28
05228	SSD-05-45935	\$1,263.67	12/10/2005	CDA A	\$12.64
				DA OFFICE	\$126.37
				GENERAL FUND	\$303.28
				SACRAMENTO CO SO	\$821.38
05229	SSD-05-50240	\$1,079.67	12/10/2005	CDA A	\$10.80
				DA OFFICE	\$107.97
				GENERAL FUND	\$259.12
				RANCHO CORDOVA PD	\$582.94
				SACRAMENTO CO SO	\$118.84
05230	SSD-05-52652	\$584.67	12/10/2005	CDA A	\$5.85
				DA OFFICE	\$58.47
				GENERAL FUND	\$140.32
				SACRAMENTO CO SO	\$380.03
99115	SSD-99-27310	\$13,970.00	2/10/2005	CDA A	\$139.70
				DA OFFICE	\$1,397.00
				GENERAL FUND	\$3,352.80
				SACRAMENTO CO SO	\$8,172.45
				SACRAMENTO HUMAN	\$908.05
CP011	SSD-04-2646	\$84,909.69	7/11/2005	CDA A	\$0.00
				DA OFFICE	\$42,454.84
				GENERAL FUND	\$0.00
				SACRAMENTO CO SO	\$42,454.85
CP013	SSD-04260388	\$12,672.63	1/10/2005	CDA A	\$0.00
				DA OFFICE	\$6,336.32
				GENERAL FUND	\$0.00
				SACRAMENTO PD	\$6,336.31
CP015	DGC-142-47	\$10,247.00	12/10/2005	CDA A	\$0.00
				DA OFFICE	\$5,123.50
				GENERAL FUND	\$0.00



State of California
ASSET FORFEITURE REPORT - 2005

Table 3

Admin Number	Docket Number	Amount Forfeited	Date Disbursed	Recipient	Amount Disbursed
CP017	SPD-04383867	\$1,572.00	12/10/2005	SACRAMENTO CO SO	\$5,123.50
				CDA A	\$0.00
				DA OFFICE	\$786.00
				GENERAL FUND	\$0.00
CP018	SPD-05-39350	\$1,024.00	12/10/2005	SACRAMENTO PD	\$786.00
				CDA A	\$0.00
				DA OFFICE	\$512.00
				GENERAL FUND	\$0.00
				SACRAMENTO PD	\$512.00
SACRAMENTO					\$1,332,434.84



State of California
ASSET FORFEITURE REPORT - 2005

Table 3

Admin Number	Docket Number	Amount Forfeited	Date Disbursed	Recipient	Amount Disbursed
SAN BERNARDINO					
200125		\$22,066.00	9/14/2005	CDA DA OFFICE GENERAL FUND GLEN DORA PD	\$220.66 \$2,206.60 \$5,295.84 \$14,342.90
201131		\$3,710.80	2/15/2005	CDA DA OFFICE GENERAL FUND SAN BERNARDINO PD	\$37.11 \$371.08 \$890.59 \$2,412.02
202053		\$3,421.96	4/28/2005	CDA DA OFFICE GENERAL FUND ONTARIO PD UPLAND PD	\$34.22 \$342.20 \$821.27 \$1,779.42 \$444.85
202067		\$4,619.46	9/16/2005	CDA DA OFFICE GENERAL FUND SAN BERNARDINO PD	\$46.19 \$461.95 \$1,108.67 \$3,002.65
202199		\$19,613.73	5/26/2005	CDA CHP-BARSTOW #1 DA OFFICE GENERAL FUND REDLANDS PD SAN BERNARDINO CO SO	\$196.14 \$3,187.23 \$1,961.37 \$4,707.29 \$4,780.85 \$4,780.85
203013		\$3,248.62	11/15/2005	CDA DA OFFICE GENERAL FUND ONTARIO PD	\$32.49 \$324.86 \$779.67 \$2,111.60
203015		\$20,191.29	6/23/2005	CDA DA OFFICE GENERAL FUND ONTARIO PD UPLAND PD	\$201.92 \$2,019.13 \$4,845.90 \$11,811.89 \$1,312.45
203033		\$1,675.16	3/8/2005	CDA DA OFFICE GENERAL FUND SAN BERNARDINO PD	\$16.75 \$167.52 \$402.03 \$1,088.86
203126		\$2,003.71	2/17/2005	CDA	\$20.04



State of California
ASSET FORFEITURE REPORT - 2005

Table 3

Admin Number	Docket Number	Amount Forfeited	Date Disbursed	Recipient	Amount Disbursed
				DA OFFICE	\$200.37
				GENERAL FUND	\$480.89
				SAN BERNARDINO CO SO	\$1,302.41
203135		\$8,121.39	10/3/2005		
				CDA A	\$81.21
				DA OFFICE	\$812.14
				GENERAL FUND	\$1,949.13
				SAN BERNARDINO CO SO	\$5,278.91
203136		\$3,984.52	9/16/2005		
				CDA A	\$39.85
				DA OFFICE	\$398.45
				GENERAL FUND	\$956.28
				SAN BERNARDINO PD	\$2,589.94
203172		\$12,175.36	6/13/2005		
				CDA A	\$121.75
				DA OFFICE	\$1,217.54
				GENERAL FUND	\$2,922.09
				SAN BERNARDINO CO SO	\$7,913.98
203179		\$4,143.51	1/12/2005		
				CDA A	\$41.44
				DA OFFICE	\$414.35
				GENERAL FUND	\$994.44
				LA IMPACT	\$2,693.28
203182		\$1,343.65	8/24/2005		
				CDA A	\$13.44
				DA OFFICE	\$134.36
				GENERAL FUND	\$322.48
				REDLANDS PD	\$436.68
				SAN BERNARDINO CO SO	\$436.69
203186		\$1,852.44	4/29/2005		
				CDA A	\$18.53
				DA OFFICE	\$185.24
				GENERAL FUND	\$444.59
				ONTARIO PD	\$120.41
				UPLAND PD	\$1,083.67
203203		\$4,647.05	10/5/2005		
				CDA A	\$46.48
				DA OFFICE	\$464.71
				GENERAL FUND	\$1,115.29
				SAN BERNARDINO PD	\$3,020.57
204003		\$1,668.12	9/23/2005		
				CDA A	\$16.69
				DA OFFICE	\$166.81
				FONTANA PD	\$1,084.27
				GENERAL FUND	\$400.35
204030		\$8,205.11	4/8/2005		
				CDA A	\$82.05



State of California
ASSET FORFEITURE REPORT - 2005

Table 3

Admin Number	Docket Number	Amount Forfeited	Date Disbursed	Recipient	Amount Disbursed
				DA OFFICE	\$820.51
				GENERAL FUND	\$1,969.23
				RANCHO CUCAMONGA PD	\$800.00
				SAN BERNARDINO CO SO	\$3,999.99
				SAN BERNARDINO PROB	\$533.33
204058		\$5,275.33	1/25/2005		
				CDA A	\$52.75
				DA OFFICE	\$527.53
				GENERAL FUND	\$1,266.08
				SAN BERNARDINO CO SO	\$3,428.97
204059		\$390.51	7/20/2005		
				CDA A	\$3.91
				DA OFFICE	\$39.05
				GENERAL FUND	\$93.72
				ORANGE CO RNSP	\$253.83
204062		\$2,654.77	4/8/2005		
				CDA A	\$26.55
				CHINO PD	\$1,553.04
				DA OFFICE	\$265.48
				GENERAL FUND	\$637.14
				SAN BERNARDINO CO SO	\$172.56
204064		\$3,992.57	11/15/2005		
				CDA A	\$39.94
				DA OFFICE	\$399.26
				FONTANA PD	\$2,595.15
				GENERAL FUND	\$958.22
204078		\$4,385.50	8/22/2005		
				BARSTOW PD	\$570.12
				CDA A	\$43.86
				DA OFFICE	\$438.55
				GENERAL FUND	\$1,052.52
				SAN BERNARDINO CO SO	\$2,280.45
204079		\$4,329.67	1/25/2005		
				CDA A	\$43.30
				DA OFFICE	\$432.97
				GENERAL FUND	\$1,039.12
				REDLANDS PD	\$1,407.14
				SAN BERNARDINO CO SO	\$1,407.14
204086		\$8,441.50	9/21/2005		
				CDA A	\$84.42
				DA OFFICE	\$844.15
				EL MONTE PD	\$5,486.97
				GENERAL FUND	\$2,025.96
204087		\$20,023.39	4/6/2005		
				CDA A	\$200.24
				DA OFFICE	\$2,002.34
				GENERAL FUND	\$4,805.61



State of California
ASSET FORFEITURE REPORT - 2005

Table 3

Admin Number	Docket Number	Amount Forfeited	Date Disbursed	Recipient	Amount Disbursed
204091		\$4,273.58	11/15/2005	SAN BERNARDINO PD	\$13,015.20
				CDA	\$42.74
				DA OFFICE	\$427.36
				GENERAL FUND	\$1,025.66
				SAN BERNARDINO CO SO	\$277.77
				VICTORVILLE PD	\$2,500.05
204102		\$2,345.44	1/6/2005		
				CDA	\$23.46
				COLTON PD	\$1,524.53
				DA OFFICE	\$234.54
				GENERAL FUND	\$562.91
204110		\$246,293.29	4/18/2005		
				CDA	\$2,462.93
				DA OFFICE	\$24,629.33
				GENERAL FUND	\$59,110.39
				RANCHO CUCAMONGA PD	\$16,009.06
				SAN BERNARDINO CO SO	\$144,081.58
204112		\$1,018.35	7/7/2005		
				CDA	\$10.18
				DA OFFICE	\$101.84
				GENERAL FUND	\$244.40
				SAN BERNARDINO PD	\$661.93
204114		\$5,746.80	3/11/2005		
				CDA	\$57.47
				CHP-ONTARIO	\$933.86
				DA OFFICE	\$574.68
				GENERAL FUND	\$1,379.23
				SAN BERNARDINO CO SO	\$2,801.56
204116		\$5,251.00	4/11/2005		
				CA DOJ-BNE LOS ANGELES	\$3,413.15
				CDA	\$52.51
				DA OFFICE	\$525.10
				GENERAL FUND	\$1,260.24
204117		\$4,254.48	2/10/2005		
				CDA	\$42.54
				DA OFFICE	\$425.45
				GENERAL FUND	\$1,021.08
				ONTARIO PD	\$2,212.33
				UPLAND PD	\$553.08
204119		\$2,755.40	2/1/2005		
				CDA	\$27.55
				DA OFFICE	\$275.54
				GENERAL FUND	\$661.30
				SAN BERNARDINO CO SO	\$1,791.01
204129		\$4,062.39	2/1/2005		
				CDA	\$40.63



State of California
ASSET FORFEITURE REPORT - 2005

Table 3

Admin Number	Docket Number	Amount Forfeited	Date Disbursed	Recipient	Amount Disbursed
				DA OFFICE	\$406.24
				GENERAL FUND	\$974.97
				TF SB WESTNET	\$2,640.55
204144		\$2,378.51	11/16/2005		
				CDA A	\$23.79
				CHINO PD	\$1,546.02
				DA OFFICE	\$237.85
				GENERAL FUND	\$570.85
204145		\$3,291.36	12/9/2005		
				CDA A	\$32.91
				DA OFFICE	\$329.14
				FONTANA PD	\$2,139.39
				GENERAL FUND	\$789.92
204146		\$2,719.38	4/6/2005		
				CDA A	\$27.19
				DA OFFICE	\$271.94
				GENERAL FUND	\$652.66
				SAN BERNARDINO PD	\$1,767.59
204150		\$15,860.83	3/2/2005		
				CDA A	\$158.61
				DA OFFICE	\$1,586.08
				GENERAL FUND	\$3,806.60
				SAN BERNARDINO CO SO	\$10,309.54
204151		\$41,398.03	1/31/2005		
				CDA A	\$413.98
				DA OFFICE	\$4,139.80
				GENERAL FUND	\$9,935.53
				ONTARIO PD	\$21,526.98
				UPLAND PD	\$5,381.74
204153		\$1,191.68	11/29/2005		
				CDA A	\$11.92
				DA OFFICE	\$119.17
				GENERAL FUND	\$285.97
				ONTARIO PD	\$77.45
				UPLAND PD	\$697.17
204154		\$3,624.57	5/26/2005		
				CDA A	\$36.25
				DA OFFICE	\$362.46
				GENERAL FUND	\$869.90
				SAN BERNARDINO CO SO	\$2,355.96
204156		\$2,065.20	5/26/2005		
				CDA A	\$20.65
				DA OFFICE	\$206.52
				GENERAL FUND	\$495.65
				SAN BERNARDINO CO SO	\$1,342.38
204157		\$6,456.48	8/26/2005		
				CDA A	\$64.57



State of California
ASSET FORFEITURE REPORT - 2005

Table 3

Admin Number	Docket Number	Amount Forfeited	Date Disbursed	Recipient	Amount Disbursed
				DA OFFICE	\$645.65
				GENERAL FUND	\$1,549.55
				SAN BERNARDINO PD	\$4,196.71
204159		\$15,791.95	4/8/2005		
				CDA A	\$157.92
				DA OFFICE	\$1,579.20
				GENERAL FUND	\$3,790.07
				SAN BERNARDINO CO SO	\$10,264.76
204162		\$2,822.76	7/6/2005		
				CDA A	\$28.23
				DA OFFICE	\$282.28
				GENERAL FUND	\$677.46
				RIALTO PD	\$1,834.79
204167		\$3,494.33	8/1/2005		
				CDA A	\$34.94
				DA OFFICE	\$349.43
				GENERAL FUND	\$838.64
				ONTARIO PD	\$324.57
				SAN BERNARDINO CO SO	\$1,946.75
204168		\$1,284.17	7/5/2005		
				CDA A	\$12.84
				DA OFFICE	\$128.42
				GENERAL FUND	\$308.20
				ONTARIO PD	\$834.71
204170		\$1,731.11	2/15/2005		
				CDA A	\$17.31
				DA OFFICE	\$173.11
				GENERAL FUND	\$415.47
				SAN BERNARDINO PD	\$1,125.22
204176		\$2,116.68	6/17/2005		
				CDA A	\$21.17
				DA OFFICE	\$211.67
				FONTANA PD	\$1,375.84
				GENERAL FUND	\$508.00
204177		\$1,691.58	5/16/2005		
				CDA A	\$16.92
				DA OFFICE	\$169.16
				GENERAL FUND	\$405.98
				ONTARIO PD	\$1,099.52
204178		\$1,202.62	1/4/2005		
				CDA A	\$12.03
				DA OFFICE	\$120.26
				GENERAL FUND	\$288.63
				ONTARIO PD	\$781.70
204188		\$9,008.26	4/8/2005		
				CDA A	\$90.08
				DA OFFICE	\$900.83



State of California
ASSET FORFEITURE REPORT - 2005

Table 3

Admin Number	Docket Number	Amount Forfeited	Date Disbursed	Recipient	Amount Disbursed
				GENERAL FUND	\$2,161.98
				SAN BERNARDINO CO SO	\$5,855.37
204189		\$944.26	2/15/2005		
				CDA A	\$9.44
				DA OFFICE	\$94.43
				GENERAL FUND	\$226.62
				SAN BERNARDINO PD	\$613.77
204190		\$1,698.52	12/7/2005		
				CDA A	\$16.99
				CHINO PD	\$1,104.02
				DA OFFICE	\$169.86
				GENERAL FUND	\$407.65
204191		\$1,720.61	1/31/2005		
				CDA A	\$17.21
				DA OFFICE	\$172.06
				GENERAL FUND	\$412.95
				REDLANDS PD	\$559.20
				SAN BERNARDINO CO SO	\$559.19
204193		\$12,790.51	7/6/2005		
				CDA A	\$127.91
				DA OFFICE	\$1,279.05
				GENERAL FUND	\$3,069.72
				RIALTO PD	\$8,313.83
204194		\$560.04	7/6/2005		
				CDA A	\$5.60
				DA OFFICE	\$56.00
				GENERAL FUND	\$134.41
				RIALTO PD	\$364.03
204196		\$4,078.22	2/25/2005		
				ALCOHOL BEV. CONTROL	\$132.54
				CDA A	\$40.78
				DA OFFICE	\$407.82
				GENERAL FUND	\$978.77
				REDLANDS PD	\$132.54
				RIVERSIDE CO SO	\$132.54
				SAN BERNARDINO CO SO	\$1,457.97
				SAN BERNARDINO PD	\$132.54
				TF IRNET	\$662.72
204197		\$5,827.82	5/16/2005		
				ANAHEIM PD	\$1,894.04
				CDA A	\$58.28
				DA OFFICE	\$582.78
				GENERAL FUND	\$1,398.68
				ONTARIO PD	\$1,515.23
				UPLAND PD	\$378.81
204198		\$2,010.67	11/15/2005		
				CDA A	\$20.11



State of California
ASSET FORFEITURE REPORT - 2005

Table 3

Admin Number	Docket Number	Amount Forfeited	Date Disbursed	Recipient	Amount Disbursed
				DA OFFICE	\$201.07
				GENERAL FUND	\$482.56
				ONTARIO PD	\$1,045.54
				UPLAND PD	\$261.39
204199		\$3,001.12	2/18/2005		
				CDA A	\$30.01
				DA OFFICE	\$300.11
				GENERAL FUND	\$720.27
				ONTARIO PD	\$1,950.73
204200		\$1,373.54	3/8/2005		
				CDA A	\$13.74
				DA OFFICE	\$137.35
				GENERAL FUND	\$329.65
				SAN BERNARDINO PD	\$892.80
204201		\$3,666.67	7/7/2005		
				CDA A	\$36.67
				DA OFFICE	\$366.67
				GENERAL FUND	\$880.00
				SAN BERNARDINO PD	\$2,383.33
204202		\$3,441.96	4/8/2005		
				CDA A	\$34.42
				DA OFFICE	\$344.20
				GENERAL FUND	\$826.07
				SAN BERNARDINO CO SO	\$2,237.27
204204		\$3,465.20	1/31/2005		
				CDA A	\$34.65
				DA OFFICE	\$346.52
				GENERAL FUND	\$831.65
				SAN BERNARDINO CO SO	\$2,252.38
204205		\$1,067.97	1/31/2005		
				CDA A	\$10.68
				DA OFFICE	\$106.80
				GENERAL FUND	\$256.31
				RANCHO CUCAMONGA PD	\$624.77
				SAN BERNARDINO CO SO	\$69.41
204206		\$7,098.03	12/8/2005		
				CDA A	\$70.98
				DA OFFICE	\$709.80
				GENERAL FUND	\$1,703.53
				SAN BERNARDINO CO SO	\$4,613.72
204207		\$2,545.81	5/16/2005		
				CDA A	\$25.46
				CHP-RANCHO CUCAMONGA	\$413.70
				DA OFFICE	\$254.58
				GENERAL FUND	\$610.99
				SAN BERNARDINO CO SO	\$1,241.08



State of California
ASSET FORFEITURE REPORT - 2005

Table 3

Admin Number	Docket Number	Amount Forfeited	Date Disbursed	Recipient	Amount Disbursed
204210		\$5,576.46	2/1/2005	CDA A	\$55.76
				DA OFFICE	\$557.65
				GENERAL FUND	\$1,338.35
				SAN BERNARDINO CO SO	\$3,624.70
204211		\$9,600.27	1/31/2005	CDA A	\$96.00
				DA OFFICE	\$960.03
				GENERAL FUND	\$2,304.06
				SAN BERNARDINO CO SO	\$6,240.18
204212		\$7,651.13	2/1/2005	ALCOHOL BEV. CONTROL	\$248.66
				CDA A	\$76.51
				DA OFFICE	\$765.11
				GENERAL FUND	\$1,836.27
				RIVERSIDE CO SO	\$248.66
				SAN BERNARDINO CO SO	\$248.66
				SAN BERNARDINO CO SO	\$2,735.29
				SAN BERNARDINO PD	\$248.66
				TF IRNET	\$1,243.31
204213		\$3,667.11	3/8/2005	CDA A	\$36.67
				DA OFFICE	\$366.71
				GENERAL FUND	\$880.11
				SAN BERNARDINO PD	\$2,383.62
204214		\$14,887.96	9/30/2005	BARSTOW PD	\$1,613.18
				CDA A	\$148.88
				DA OFFICE	\$1,488.80
				GENERAL FUND	\$3,573.11
				SAN BERNARDINO CO SO	\$8,063.99
204215		\$3,941.13	8/24/2005	CDA A	\$39.41
				DA OFFICE	\$394.11
				GENERAL FUND	\$945.87
				REDLANDS PD	\$2,305.56
				SAN BERNARDINO CO SO	\$256.18
204216		\$1,915.71	2/17/2005	CDA A	\$19.16
				DA OFFICE	\$191.57
				GENERAL FUND	\$459.77
				MORONGO SHERIFF STATION	\$1,120.69
				SAN BERNARDINO CO SO	\$124.52
204217		\$6,781.70	10/14/2005	CDA A	\$67.82
				DA OFFICE	\$678.17
				GENERAL FUND	\$1,627.61



State of California
ASSET FORFEITURE REPORT - 2005

Table 3

Admin Number	Docket Number	Amount Forfeited	Date Disbursed	Recipient	Amount Disbursed
204218		\$223,986.17	1/25/2005	REDLANDS PD	\$2,204.05
				SAN BERNARDINO CO SO	\$2,204.05
				ALCOHOL BEV. CONTROL	\$6,423.13
				CDA A	\$2,239.87
				DA OFFICE	\$22,398.62
				GENERAL FUND	\$53,756.68
				REDLANDS PD	\$6,423.13
				RIVERSIDE CO SO	\$6,423.13
				SAN BERNARDINO CO SO	\$70,654.46
				SAN BERNARDINO PD	\$6,423.13
204219		\$23,900.30	4/25/2005	TF HICIT	\$12,846.27
				TF IRNET	\$36,397.75
				CDA A	\$239.00
				DA OFFICE	\$2,390.03
				GENERAL FUND	\$5,736.07
				ONTARIO PD	\$11,651.39
204220		\$870.44	7/5/2005	RIVERSIDE CO SO	\$3,883.81
				CDA A	\$8.70
				DA OFFICE	\$87.04
				GENERAL FUND	\$208.91
				ONTARIO PD	\$565.79
204221		\$4,684.14	12/28/2005	CDA A	\$46.85
				DA OFFICE	\$468.41
				GENERAL FUND	\$1,124.19
				ONTARIO PD	\$304.47
				UPLAND PD	\$2,740.22
204222		\$1,537.85	3/8/2005	CDA A	\$15.38
				DA OFFICE	\$153.79
				GENERAL FUND	\$369.08
				SAN BERNARDINO PD	\$999.60
204223		\$1,264.08	10/14/2005	BARSTOW PD	\$136.97
				CDA A	\$12.64
				DA OFFICE	\$126.41
				GENERAL FUND	\$303.38
				SAN BERNARDINO CO SO	\$684.68
204224		\$48,075.25	3/8/2005	ALCOHOL BEV. CONTROL	\$1,562.44
				CDA A	\$480.75
				DA OFFICE	\$4,807.53
				GENERAL FUND	\$11,538.07
				REDLANDS PD	\$1,562.44



State of California
ASSET FORFEITURE REPORT - 2005

Table 3

Admin Number	Docket Number	Amount Forfeited	Date Disbursed	Recipient	Amount Disbursed
				RIVERSIDE CO SO	\$1,562.44
				SAN BERNARDINO CO SO	\$17,186.91
				SAN BERNARDINO PD	\$1,562.44
				TF IRNET	\$7,812.23
204225		\$20,787.64	2/25/2005		
				ALCOHOL BEV. CONTROL	\$675.60
				CDA A	\$207.87
				DA OFFICE	\$2,078.77
				GENERAL FUND	\$4,989.04
				REDLANDS PD	\$675.60
				RIVERSIDE CO SO	\$675.60
				SAN BERNARDINO CO SO	\$7,431.57
				SAN BERNARDINO PD	\$675.60
				TF IRNET	\$3,377.99
204226		\$10,225.34	2/17/2005		
				CDA A	\$102.25
				DA OFFICE	\$1,022.53
				GENERAL FUND	\$2,454.08
				RANCHO CUCAMONGA PD	\$5,981.83
				SAN BERNARDINO CO SO	\$664.65
204227		\$1,986.83	10/26/2005		
				BARSTOW PD	\$215.28
				CDA A	\$19.87
				DA OFFICE	\$198.68
				GENERAL FUND	\$476.84
				SAN BERNARDINO CO SO	\$1,076.16
204228		\$3,329.96	11/15/2005		
				CDA A	\$33.30
				DA OFFICE	\$333.00
				GENERAL FUND	\$799.19
				ONTARIO PD	\$2,164.47
204229		\$48,825.14	4/8/2005		
				ALCOHOL BEV. CONTROL	\$1,586.82
				CDA A	\$488.25
				DA OFFICE	\$4,882.52
				GENERAL FUND	\$11,718.04
				REDLANDS PD	\$1,586.82
				RIVERSIDE CO SO	\$1,586.82
				SAN BERNARDINO CO SO	\$17,454.98
				SAN BERNARDINO PD	\$1,586.82
				TF IRNET	\$7,934.07
204232		\$5,669.85	2/17/2005		
				CDA A	\$56.70
				DA OFFICE	\$566.98
				GENERAL FUND	\$1,360.76
				REDLANDS PD	\$1,842.70
				SAN BERNARDINO CO SO	\$1,842.71



State of California
ASSET FORFEITURE REPORT - 2005

Table 3

Admin Number	Docket Number	Amount Forfeited	Date Disbursed	Recipient	Amount Disbursed
204234		\$2,793.35	3/8/2005	CDA	\$27.93
				DA OFFICE	\$279.34
				GENERAL FUND	\$670.40
				REDLANDS PD	\$907.84
				SAN BERNARDINO CO SO	\$907.84
204236		\$1,293.94	3/8/2005	CDA	\$12.94
				DA OFFICE	\$129.39
				GENERAL FUND	\$310.55
				SAN BERNARDINO CO SO	\$841.06
204237		\$4,018.86	8/22/2005	CDA	\$40.19
				DA OFFICE	\$401.89
				GENERAL FUND	\$964.53
				SAN BERNARDINO CO SO	\$2,612.25
204239		\$3,445.06	3/8/2005	CDA	\$34.45
				DA OFFICE	\$344.51
				GENERAL FUND	\$826.81
				REDLANDS PD	\$1,119.64
				SAN BERNARDINO CO SO	\$1,119.65
204242		\$5,790.20	5/26/2005	CDA	\$57.90
				CHP-INLAND DIV	\$940.91
				DA OFFICE	\$579.02
				GENERAL FUND	\$1,389.65
				SAN BERNARDINO CO SO	\$2,822.72
204244		\$7,629.99	5/26/2005	CDA	\$76.30
				DA OFFICE	\$763.00
				GENERAL FUND	\$1,831.20
				HESPERIA PD	\$4,463.54
				SAN BERNARDINO CO SO	\$495.95
204245		\$1,324.60	7/6/2005	CDA	\$13.25
				DA OFFICE	\$132.46
				GENERAL FUND	\$317.90
				RIALTO PD	\$860.99
204246		\$1,589.52	4/8/2005	CDA	\$15.90
				DA OFFICE	\$158.95
				GENERAL FUND	\$381.48
				SAN BERNARDINO CO SO	\$1,033.19
204247		\$3,818.38	6/17/2005	CDA	\$38.18
				DA OFFICE	\$381.84



State of California
ASSET FORFEITURE REPORT - 2005

Table 3

Admin Number	Docket Number	Amount Forfeited	Date Disbursed	Recipient	Amount Disbursed
				FONTANA PD	\$2,233.76
				GENERAL FUND	\$916.41
				MURRIETA PD	\$248.19
204248		\$1,586.74	4/15/2005		
				CDA A	\$15.86
				DA OFFICE	\$158.67
				FONTANA PD	\$1,031.39
				GENERAL FUND	\$380.82
204250		\$4,719.33	10/14/2005		
				CDA A	\$47.19
				DA OFFICE	\$471.93
				GENERAL FUND	\$1,132.64
				SAN BERNARDINO CO SO	\$3,067.57
204252		\$4,055.85	10/5/2005		
				CDA A	\$40.55
				CHP-INLAND DIV	\$1,318.15
				DA OFFICE	\$405.59
				GENERAL FUND	\$973.41
				SAN BERNARDINO PD	\$1,318.15
204253		\$3,151.37	11/15/2005		
				CDA A	\$31.51
				DA OFFICE	\$315.14
				GENERAL FUND	\$756.33
				ONTARIO PD	\$1,638.71
				UPLAND PD	\$409.68
204254		\$3,269.10	9/9/2005		
				CDA A	\$32.69
				DA OFFICE	\$326.91
				FONTANA PD	\$2,124.91
				GENERAL FUND	\$784.59
204255		\$9,009.62	4/8/2005		
				CDA A	\$90.10
				DA OFFICE	\$900.96
				GENERAL FUND	\$2,162.31
				ONTARIO PD	\$836.86
				SAN BERNARDINO CO SO	\$5,019.39
204256		\$10,694.96	3/8/2005		
				ALCOHOL BEV. CONTROL	\$347.58
				CDA A	\$106.94
				DA OFFICE	\$1,069.50
				GENERAL FUND	\$2,566.79
				REDLANDS PD	\$347.58
				RIVERSIDE CO SO	\$347.58
				SAN BERNARDINO CO SO	\$3,823.48
				SAN BERNARDINO PD	\$347.58
				TF IRNET	\$1,737.93



State of California
ASSET FORFEITURE REPORT - 2005

Table 3

Admin Number	Docket Number	Amount Forfeited	Date Disbursed	Recipient	Amount Disbursed
205001		\$1,538.19	11/15/2005	CDA DA OFFICE GENERAL FUND SAN BERNARDINO CO SO	\$15.38 \$153.82 \$369.17 \$999.82
205002		\$5,424.79	8/22/2005	CDA DA OFFICE GENERAL FUND ONTARIO PD REDLANDS PD SAN BERNARDINO CO SO	\$54.25 \$542.48 \$1,301.95 \$352.61 \$352.61 \$2,820.89
205003		\$1,053.06	8/24/2005	ALCOHOL BEV. CONTROL CDA DA OFFICE GENERAL FUND REDLANDS PD RIVERSIDE CO SO SAN BERNARDINO CO SO SAN BERNARDINO PD TF IRNET	\$34.22 \$10.53 \$105.31 \$252.73 \$34.22 \$34.22 \$376.49 \$34.22 \$171.12
205004		\$1,586.45	4/8/2005	CDA DA OFFICE GENERAL FUND SAN BERNARDINO CO SO	\$15.86 \$158.64 \$380.75 \$1,031.20
205006		\$2,800.11	4/6/2005	CDA DA OFFICE GENERAL FUND SAN BERNARDINO PD	\$28.00 \$280.01 \$672.03 \$1,820.07
205007		\$3,004.00	4/6/2005	CDA DA OFFICE GENERAL FUND SAN BERNARDINO PD	\$30.04 \$300.40 \$720.96 \$1,952.60
205010		\$143,580.11	6/29/2005	APPLE VALLEY PD CDA DA OFFICE GENERAL FUND SAN BERNARDINO CO SO	\$83,994.37 \$1,435.80 \$14,358.01 \$34,459.23 \$9,332.70
205011		\$1,478.10	11/15/2005	CDA DA OFFICE GENERAL FUND	\$14.78 \$147.81 \$354.74



State of California
ASSET FORFEITURE REPORT - 2005

Table 3

Admin Number	Docket Number	Amount Forfeited	Date Disbursed	Recipient	Amount Disbursed
				SAN BERNARDINO CO SO	\$96.09
				VICTORVILLE PD	\$864.68
205012		\$2,766.82	8/26/2005		
				CDAA	\$27.67
				DA OFFICE	\$276.68
				GENERAL FUND	\$664.04
				SAN BERNARDINO PD	\$1,798.43
205013		\$1,254.18	6/17/2005		
				CDAA	\$12.54
				DA OFFICE	\$125.42
				FONTANA PD	\$815.22
				GENERAL FUND	\$301.00
205016		\$15,689.29	8/4/2005		
				ALCOHOL BEV. CONTROL	\$449.91
				CDAA	\$156.90
				DA OFFICE	\$1,568.93
				GENERAL FUND	\$3,765.43
				REDLANDS PD	\$449.91
				RIVERSIDE CO SO	\$449.91
				SAN BERNARDINO CO SO	\$5,848.88
				SAN BERNARDINO PD	\$449.91
				TF IRNET	\$2,549.51
205017		\$1,369.28	6/16/2005		
				BARSTOW PD	\$890.03
				CDAA	\$13.69
				DA OFFICE	\$136.93
				GENERAL FUND	\$328.63
205018		\$1,280.37	10/14/2005		
				CDAA	\$12.80
				DA OFFICE	\$128.04
				GENERAL FUND	\$307.29
				SAN BERNARDINO CO SO	\$832.24
205020		\$1,358.26	7/7/2005		
				CDAA	\$13.58
				DA OFFICE	\$135.83
				GENERAL FUND	\$325.98
				SAN BERNARDINO PD	\$882.87
205021		\$5,379.06	7/7/2005		
				CDAA	\$53.79
				DA OFFICE	\$537.91
				GENERAL FUND	\$1,290.97
				SAN BERNARDINO PD	\$3,496.39
205025		\$9,673.78	7/5/2005		
				CDAA	\$96.74
				DA OFFICE	\$967.38
				GENERAL FUND	\$2,321.71
				ONTARIO PD	\$5,030.36



State of California
ASSET FORFEITURE REPORT - 2005

Table 3

Admin Number	Docket Number	Amount Forfeited	Date Disbursed	Recipient	Amount Disbursed
205026		\$1,448.02	4/8/2005	UPLAND PD	\$1,257.59
				CDA A	\$14.48
				DA OFFICE	\$144.80
				GENERAL FUND	\$347.52
				SAN BERNARDINO CO SO	\$941.22
205028		\$5,484.27	6/16/2005	BARSTOW PD	\$3,564.78
				CDA A	\$54.84
				DA OFFICE	\$548.43
				GENERAL FUND	\$1,316.22
205029		\$1,551.19	7/29/2005	CDA A	\$15.51
				DA OFFICE	\$155.12
				GENERAL FUND	\$372.28
				MONTCLAIR PD	\$504.14
				TF SB WESTNET	\$504.14
205030		\$1,525.29	5/20/2005	CDA A	\$15.25
				COLTON PD	\$991.44
				DA OFFICE	\$152.53
				GENERAL FUND	\$366.07
205031		\$4,978.29	7/27/2005	CDA A	\$49.78
				DA OFFICE	\$497.83
				GENERAL FUND	\$1,194.79
				SAN BERNARDINO PD	\$3,235.89
205033		\$9,785.39	8/22/2005	CDA A	\$97.85
				DA OFFICE	\$978.54
				GENERAL FUND	\$2,348.49
				SAN BERNARDINO CO SO	\$6,360.51
205034		\$3,893.30	7/28/2005	CDA A	\$38.93
				DA OFFICE	\$389.33
				GENERAL FUND	\$934.39
				SAN BERNARDINO CO SO	\$2,530.65
205035		\$9,157.64	5/16/2005	CDA A	\$91.58
				DA OFFICE	\$915.76
				GENERAL FUND	\$2,197.83
				ONTARIO PD	\$850.61
				SAN BERNARDINO CO SO	\$5,101.86
205036		\$2,962.22	6/13/2005	CDA A	\$29.62
				DA OFFICE	\$296.22
				GENERAL FUND	\$710.93



State of California
ASSET FORFEITURE REPORT - 2005

Table 3

Admin Number	Docket Number	Amount Forfeited	Date Disbursed	Recipient	Amount Disbursed
205037		\$1,952.65	5/16/2005	REDLANDS PD	\$1,732.90
				SAN BERNARDINO CO SO	\$192.55
				CDAA	\$19.53
				DA OFFICE	\$195.26
				GENERAL FUND	\$468.64
205038		\$876.24	10/11/2005	ONTARIO PD	\$181.37
				SAN BERNARDINO CO SO	\$1,087.85
				CDAA	\$8.77
				DA OFFICE	\$87.62
				FONTANA PD	\$569.56
205039		\$37,720.99	5/31/2005	GENERAL FUND	\$210.29
				CDAA	\$377.21
				DA OFFICE	\$3,772.10
				GENERAL FUND	\$9,053.04
205041		\$4,079.08	7/5/2005	TORRANCE PD	\$24,518.64
				CDAA	\$40.79
				DA OFFICE	\$407.91
				GENERAL FUND	\$978.98
205043		\$21,760.85	5/12/2005	ONTARIO PD	\$2,121.12
				UPLAND PD	\$530.28
				ALCOHOL BEV. CONTROL	\$624.01
				BNE-RIVERSIDE	\$624.01
				CDAA	\$217.61
				DA OFFICE	\$2,176.08
				GENERAL FUND	\$5,222.61
				REDLANDS PD	\$624.01
				RIVERSIDE CO SO	\$624.01
				SAN BERNARDINO CO SO	\$7,488.36
SAN BERNARDINO PD	\$624.01				
205044		\$2,740.34	8/22/2005	TF IRNET	\$3,536.14
				CDAA	\$27.40
				CHP-BARSTOW #1	\$445.30
				DA OFFICE	\$274.03
				GENERAL FUND	\$657.68
205045		\$3,036.86	5/20/2005	SAN BERNARDINO CO SO	\$1,335.93
				CDAA	\$30.37
				COLTON PD	\$1,973.96
				DA OFFICE	\$303.68
				GENERAL FUND	\$728.85



State of California
ASSET FORFEITURE REPORT - 2005

Table 3

Admin Number	Docket Number	Amount Forfeited	Date Disbursed	Recipient	Amount Disbursed
205046		\$8,063.48	8/24/2005	CDA CHP-BARSTOW #1 DA OFFICE GENERAL FUND ONTARIO PD SAN BERNARDINO CO SO	\$80.63 \$1,310.31 \$806.35 \$1,935.24 \$748.98 \$3,181.97
205047		\$774.85	7/7/2005	CDA DA OFFICE GENERAL FUND SAN BERNARDINO PD	\$7.75 \$77.49 \$185.96 \$503.65
205049		\$5,968.74	5/16/2005	CDA DA OFFICE GENERAL FUND SAN BERNARDINO CO SO	\$59.69 \$596.87 \$1,432.50 \$3,879.68
205050		\$1,271.62	7/28/2005	CDA DA OFFICE GENERAL FUND RANCHO CUCAMONGA PD SAN BERNARDINO CO SO	\$12.72 \$127.16 \$305.19 \$743.89 \$82.66
205056		\$25,160.52	12/8/2005	CDA DA OFFICE GENERAL FUND SAN BERNARDINO CO SO	\$251.61 \$2,516.05 \$6,038.52 \$16,354.34
205057		\$17,036.79	12/8/2005	CDA DA OFFICE GENERAL FUND SAN BERNARDINO CO SO	\$170.37 \$1,703.68 \$4,088.83 \$11,073.91
205058		\$148,293.20	7/28/2005	CDA DA OFFICE GENERAL FUND ONTARIO PD SAN BERNARDINO CO SO	\$1,482.93 \$14,829.32 \$35,590.37 \$13,774.21 \$82,616.37
205059		\$46,994.60	12/8/2005	CDA DA OFFICE GENERAL FUND SAN BERNARDINO CO SO	\$469.95 \$4,699.46 \$11,278.70 \$30,546.49
205062		\$1,444.97	8/22/2005	CDA DA OFFICE	\$14.45 \$144.50



State of California
ASSET FORFEITURE REPORT - 2005

Table 3

Admin Number	Docket Number	Amount Forfeited	Date Disbursed	Recipient	Amount Disbursed
				GENERAL FUND	\$346.79
				SAN BERNARDINO CO SO	\$939.23
205064		\$14,977.18	12/8/2005		
				CDA A	\$149.77
				DA OFFICE	\$1,497.72
				GENERAL FUND	\$3,594.52
				SAN BERNARDINO CO SO	\$9,735.17
205069		\$1,045.97	10/28/2005		
				CDA A	\$10.46
				DA OFFICE	\$104.60
				GENERAL FUND	\$251.03
				SAN BERNARDINO PD	\$679.88
205070		\$5,229.40	10/28/2005		
				CDA A	\$52.29
				DA OFFICE	\$522.94
				GENERAL FUND	\$1,255.06
				SAN BERNARDINO PD	\$3,399.11
205071		\$2,157.58	10/20/2005		
				CDA A	\$21.57
				DA OFFICE	\$215.76
				GENERAL FUND	\$517.83
				SAN BERNARDINO PD	\$1,402.42
205072		\$4,692.93	8/25/2005		
				CDA A	\$46.93
				CHINO PD	\$1,525.20
				DA OFFICE	\$469.30
				GENERAL FUND	\$1,126.30
				TF SB WESTNET	\$1,525.20
205073		\$4,736.99	11/15/2005		
				CDA A	\$47.37
				DA OFFICE	\$473.70
				GENERAL FUND	\$1,136.88
				ONTARIO PD	\$2,771.14
				UPLAND PD	\$307.90
205075		\$34,315.50	11/30/2005		
				CDA A	\$343.16
				DA OFFICE	\$3,431.55
				GENERAL FUND	\$8,235.72
				LOS ANGELES CO SO	\$22,305.07
205079		\$1,829.78	8/19/2005		
				CDA A	\$18.29
				DA OFFICE	\$182.98
				FONTANA PD	\$1,189.36
				GENERAL FUND	\$439.15
205083		\$3,158.49	7/28/2005		
				CDA A	\$31.58
				DA OFFICE	\$315.85



State of California
ASSET FORFEITURE REPORT - 2005

Table 3

Admin Number	Docket Number	Amount Forfeited	Date Disbursed	Recipient	Amount Disbursed
				GENERAL FUND	\$758.04
				SAN BERNARDINO CO SO	\$2,053.02
205084		\$15,766.02	10/26/2005		
				CDAA	\$157.66
				DA OFFICE	\$1,576.60
				GENERAL FUND	\$3,783.84
				RANCHO CUCAMONGA PD	\$9,223.12
				SAN BERNARDINO CO SO	\$1,024.80
205086		\$1,881.03	11/3/2005		
				CDAA	\$18.80
				DA OFFICE	\$188.10
				GENERAL FUND	\$451.45
				TF SB WESTNET	\$1,222.68
205087		\$5,336.08	9/7/2005		
				CDAA	\$53.36
				DA OFFICE	\$533.61
				GENERAL FUND	\$1,280.66
				SAN BERNARDINO CO SO	\$346.85
				VICTORVILLE PD	\$3,121.60
205089		\$19,239.39	7/28/2005		
				CDAA	\$192.39
				DA OFFICE	\$1,923.94
				GENERAL FUND	\$4,617.45
				SAN BERNARDINO CO SO	\$12,505.61
205093		\$1,072.60	8/19/2005		
				CDAA	\$10.72
				DA OFFICE	\$107.26
				FONTANA PD	\$697.19
				GENERAL FUND	\$257.43
205098		\$6,415.46	11/30/2005		
				BARSTOW PD	\$695.15
				CDAA	\$64.15
				DA OFFICE	\$641.55
				GENERAL FUND	\$1,539.71
				SAN BERNARDINO CO SO	\$3,474.90
205100		\$5,532.47	9/30/2005		
				CDAA	\$55.32
				CHP-RANCHO CUCAMONGA	\$899.03
				DA OFFICE	\$553.25
				GENERAL FUND	\$1,327.79
				SAN BERNARDINO CO SO	\$2,697.08
205106		\$4,754.44	11/15/2005		
				CDAA	\$47.54
				DA OFFICE	\$475.44
				GENERAL FUND	\$1,141.07
				ONTARIO PD	\$441.62
				SAN BERNARDINO CO SO	\$2,648.77



State of California
ASSET FORFEITURE REPORT - 2005

Table 3

Admin Number	Docket Number	Amount Forfeited	Date Disbursed	Recipient	Amount Disbursed
205114		\$12,371.67	10/20/2005	CDA DA OFFICE GENERAL FUND SAN BERNARDINO PD	\$123.72 \$1,237.16 \$2,969.20 \$8,041.59
205115		\$5,764.01	10/26/2005	CDA DA OFFICE GENERAL FUND SAN BERNARDINO CO SO VICTORVILLE PD	\$57.64 \$576.40 \$1,383.36 \$374.66 \$3,371.95
205120		\$7,916.43	11/16/2005	CDA DA OFFICE GENERAL FUND RIVERSIDE CO SO	\$79.16 \$791.65 \$1,899.94 \$5,145.68
205128		\$1,819.78	11/30/2005	CDA DA OFFICE GENERAL FUND SAN BERNARDINO CO SO	\$18.20 \$181.98 \$436.75 \$1,182.85
205130		\$8,101.86	12/8/2005	CDA DA OFFICE GENERAL FUND SAN BERNARDINO CO SO	\$81.02 \$810.19 \$1,944.45 \$5,266.20
205132		\$2,785.05	11/15/2005	CDA DA OFFICE GENERAL FUND SAN BERNARDINO CO SO	\$27.85 \$278.50 \$668.41 \$1,810.29
205134		\$1,691.71	11/3/2005	CDA CHINO PD DA OFFICE GENERAL FUND TF SB WESTNET	\$16.92 \$549.81 \$169.17 \$406.01 \$549.80
205141		\$1,454.68	11/30/2005	CDA CHP-INLAND DIV DA OFFICE GENERAL FUND SAN BERNARDINO CO SO	\$14.55 \$236.38 \$145.47 \$349.12 \$709.16
205147		\$416,331.33	12/8/2005	CDA DA OFFICE EL SEGUNDO PD	\$4,163.31 \$41,633.13 \$54,123.07



State of California
ASSET FORFEITURE REPORT - 2005

Table 3

Admin Number	Docket Number	Amount Forfeited	Date Disbursed	Recipient	Amount Disbursed
				GENERAL FUND	\$99,919.52
				LOS ANGELES CO SO	\$54,123.07
				SAN BERNARDINO CO SO	\$81,184.62
				US CUSTOMS	\$81,184.61
SAN BERNARDINO					\$2,300,536.70



State of California
ASSET FORFEITURE REPORT - 2005

Table 3

Admin Number	Docket Number	Amount Forfeited	Date Disbursed	Recipient	Amount Disbursed
SAN DIEGO					
01-015	GIC 779140	\$42,739.55	3/18/2005	CARLSBAD PD	\$27,780.70
				CDA A	\$427.40
				DA OFFICE	\$4,273.96
				GENERAL FUND	\$10,257.49
04-006		\$22,509.69	2/16/2005	CA DOJ-BNE SAN DIEGO	\$6,752.91
				CDA A	\$225.10
				CORONADO PD	\$7,878.38
				DA OFFICE	\$2,250.97
				GENERAL FUND	\$5,402.33
04-007		\$7,859.12	2/18/2005	CDA A	\$78.59
				DA OFFICE	\$785.91
				GENERAL FUND	\$1,886.19
				OTHER	\$5,108.43
05-001		\$4,770.56	7/8/2005	CDA A	\$47.71
				DA OFFICE	\$477.06
				EL CAJON PD	\$3,100.86
				GENERAL FUND	\$1,144.93
05-003		\$8,260.65	6/14/2005	CDA A	\$82.61
				DA OFFICE	\$826.07
				EL CAJON PD	\$5,369.41
				GENERAL FUND	\$1,982.56
SAN DIEGO					\$86,139.57



State of California
ASSET FORFEITURE REPORT - 2005

Table 3

Admin Number	Docket Number	Amount Forfeited	Date Disbursed	Recipient	Amount Disbursed
SAN FRANCISCO					
00-009		\$762.90	3/7/2005	15% - 11489	\$72.74
				CDAA	\$7.46
				DA OFFICE	\$91.44
				GENERAL FUND	\$179.06
				SAN FRANCISCO PD	\$412.20
00-015		\$1,374.84	1/20/2005	15% - 11489	\$133.15
				CDAA	\$13.66
				DA OFFICE	\$145.73
				GENERAL FUND	\$327.76
				SAN FRANCISCO PD	\$754.54
00-040		\$830.87	7/15/2005	15% - 11489	\$80.05
				CDAA	\$8.21
				DA OFFICE	\$91.91
				GENERAL FUND	\$197.06
				SAN FRANCISCO PD	\$453.64
00-043		\$681.60	7/15/2005	15% - 11489	\$65.34
				CDAA	\$6.70
				DA OFFICE	\$78.45
				GENERAL FUND	\$160.84
				SAN FRANCISCO PD	\$370.27
00-078		\$4,516.28	8/30/2005	15% - 11489	\$438.54
				CDAA	\$44.98
				DA OFFICE	\$468.22
				GENERAL FUND	\$1,079.48
				SAN FRANCISCO PD	\$2,485.06
00-096		\$558.06	8/30/2005	15% - 11489	\$53.44
				CDAA	\$5.48
				DA OFFICE	\$64.77
				GENERAL FUND	\$131.54
				SAN FRANCISCO PD	\$302.83
00-118		\$669.87	8/30/2005	15% - 11489	\$64.36
				CDAA	\$6.60
				DA OFFICE	\$75.77
				GENERAL FUND	\$158.43
				SAN FRANCISCO PD	\$364.71
00-132		\$468.10	8/30/2005	15% - 11489	\$44.69
				CDAA	\$4.58
				DA OFFICE	\$55.61



State of California
ASSET FORFEITURE REPORT - 2005

Table 3

Admin Number	Docket Number	Amount Forfeited	Date Disbursed	Recipient	Amount Disbursed
				GENERAL FUND	\$110.00
				SAN FRANCISCO PD	\$253.22
00-134		\$589.81	8/30/2005	15% - 11489	\$56.55
				CDA A	\$5.80
				DA OFFICE	\$67.78
				GENERAL FUND	\$139.21
				SAN FRANCISCO PD	\$320.47
00-141		\$3,135.57	7/15/2005	15% - 11489	\$418.88
				CDA A	\$42.96
				DA OFFICE	\$455.82
				GENERAL FUND	\$1,031.09
				SAN FRANCISCO PD	\$1,186.82
00-143		\$1,533.74	8/30/2005	15% - 11489	\$146.80
				CDA A	\$15.06
				DA OFFICE	\$178.65
				GENERAL FUND	\$361.36
				SAN FRANCISCO PD	\$831.87
00-147		\$1,082.05	8/30/2005	15% - 11489	\$103.40
				CDA A	\$10.61
				DA OFFICE	\$127.59
				GENERAL FUND	\$254.52
				SAN FRANCISCO PD	\$585.93
00-161		\$311.50	7/17/2005	15% - 11489	\$28.98
				CDA A	\$2.97
				DA OFFICE	\$43.98
				GENERAL FUND	\$71.34
				SAN FRANCISCO PD	\$164.23
00-171		\$2,014.70	8/30/2005	15% - 11489	\$194.58
				CDA A	\$19.96
				DA OFFICE	\$218.59
				GENERAL FUND	\$478.96
				SAN FRANCISCO PD	\$1,102.61
00-173		\$1,860.24	8/30/2005	15% - 11489	\$179.98
				CDA A	\$18.46
				DA OFFICE	\$198.86
				GENERAL FUND	\$443.04
				SAN FRANCISCO PD	\$1,019.90
00-179		\$742.61	12/15/2005	15% - 11489	\$71.24
				CDA A	\$7.31



State of California
ASSET FORFEITURE REPORT - 2005

Table 3

Admin Number	Docket Number	Amount Forfeited	Date Disbursed	Recipient	Amount Disbursed
				DA OFFICE	\$84.98
				GENERAL FUND	\$175.37
				SAN FRANCISCO PD	\$403.71
00-180		\$4,089.59	8/30/2005	15% - 11489	\$397.30
				CDA A	\$40.75
				DA OFFICE	\$422.20
				GENERAL FUND	\$977.97
				SAN FRANCISCO PD	\$2,251.37
00-186		\$999.22	8/30/2005	15% - 11489	\$96.20
				CDA A	\$9.87
				DA OFFICE	\$111.19
				GENERAL FUND	\$236.81
				SAN FRANCISCO PD	\$545.15
00-188		\$874.40	12/15/2005	15% - 11489	\$84.39
				CDA A	\$8.66
				DA OFFICE	\$95.38
				GENERAL FUND	\$207.74
				SAN FRANCISCO PD	\$478.23
00-198		\$553.26	8/30/2005	15% - 11489	\$53.04
				CDA A	\$5.44
				DA OFFICE	\$63.66
				GENERAL FUND	\$130.56
				SAN FRANCISCO PD	\$300.56
00-199		\$3,094.42	12/15/2005	15% - 11489	\$300.80
				CDA A	\$30.85
				DA OFFICE	\$317.78
				GENERAL FUND	\$740.44
				SAN FRANCISCO PD	\$1,704.55
00-201		\$818.57	9/28/2005	15% - 11489	\$78.91
				CDA A	\$8.09
				DA OFFICE	\$90.20
				GENERAL FUND	\$194.23
				SAN FRANCISCO PD	\$447.14
00-205		\$1,041.71	8/30/2005	15% - 11489	\$100.35
				CDA A	\$10.29
				DA OFFICE	\$115.42
				GENERAL FUND	\$247.01
				SAN FRANCISCO PD	\$568.64
00-216		\$2,175.60	8/30/2005	15% - 11489	\$211.19



State of California
ASSET FORFEITURE REPORT - 2005

Table 3

Admin Number	Docket Number	Amount Forfeited	Date Disbursed	Recipient	Amount Disbursed
				CDA A	\$21.66
				DA OFFICE	\$226.16
				GENERAL FUND	\$519.85
				SAN FRANCISCO PD	\$1,196.74
00-219		\$854.80	9/28/2005		
				15% - 11489	\$82.30
				CDA A	\$8.44
				DA OFFICE	\$95.15
				GENERAL FUND	\$202.57
				SAN FRANCISCO PD	\$466.34
00-232		\$9,747.49	9/28/2005		
				15% - 11489	\$949.14
				CDA A	\$97.35
				DA OFFICE	\$986.22
				GENERAL FUND	\$2,336.34
				SAN FRANCISCO PD	\$5,378.44
00-258		\$826.94	9/28/2005		
				15% - 11489	\$79.71
				CDA A	\$8.18
				DA OFFICE	\$91.15
				GENERAL FUND	\$196.21
				SAN FRANCISCO PD	\$451.69
00-271		\$1,395.57	9/28/2005		
				15% - 11489	\$135.15
				CDA A	\$13.86
				DA OFFICE	\$148.02
				GENERAL FUND	\$332.68
				SAN FRANCISCO PD	\$765.86
00-282		\$11,459.36	9/28/2005		
				15% - 11489	\$1,116.43
				CDA A	\$114.51
				DA OFFICE	\$1,153.83
				GENERAL FUND	\$2,748.14
				SAN FRANCISCO PD	\$6,326.45
00-284		\$804.83	9/28/2005		
				15% - 11489	\$77.62
				CDA A	\$7.96
				DA OFFICE	\$88.38
				GENERAL FUND	\$191.05
				SAN FRANCISCO PD	\$439.82
00-289		\$1,101.71	9/28/2005		
				15% - 11489	\$106.21
				CDA A	\$10.89
				DA OFFICE	\$121.32
				GENERAL FUND	\$261.44
				SAN FRANCISCO PD	\$601.85



State of California
ASSET FORFEITURE REPORT - 2005

Table 3

Admin Number	Docket Number	Amount Forfeited	Date Disbursed	Recipient	Amount Disbursed
00-296		\$1,000.00	7/15/2005	15% - 11489	\$95.71
				CDA	\$9.82
				DA OFFICE	\$116.56
				GENERAL FUND	\$235.58
				SAN FRANCISCO PD	\$542.33
00-299		\$822.83	9/28/2005	15% - 11489	\$79.33
				CDA	\$8.14
				DA OFFICE	\$90.53
				GENERAL FUND	\$195.28
				SAN FRANCISCO PD	\$449.55
01-045		\$646.17	1/20/2005	15% - 11489	\$71.17
				CDA	\$7.30
				DA OFFICE	\$90.01
				GENERAL FUND	\$175.20
				SAN FRANCISCO PD	\$302.49
01-057		\$6,559.24	8/30/2005	15% - 11489	\$638.65
				CDA	\$65.50
				DA OFFICE	\$663.99
				GENERAL FUND	\$1,572.07
				SAN FRANCISCO PD	\$3,619.03
01-167		\$1,131.25	7/13/2005	15% - 11489	\$109.40
				CDA	\$11.22
				DA OFFICE	\$121.37
				GENERAL FUND	\$269.30
				SAN FRANCISCO PD	\$619.96
01-214		\$8,049.42	2/28/2005	15% - 11489	\$783.45
				CDA	\$80.35
				DA OFFICE	\$817.59
				GENERAL FUND	\$1,928.49
				SAN FRANCISCO PD	\$4,439.54
01-226		\$4,206.66	7/15/2005	15% - 11489	\$408.82
				CDA	\$41.93
				DA OFFICE	\$432.95
				GENERAL FUND	\$1,006.32
				SAN FRANCISCO PD	\$2,316.64
01-300		\$418.31	6/7/2005	15% - 11489	\$39.59
				CDA	\$4.06
				DA OFFICE	\$52.87
				GENERAL FUND	\$97.45



State of California
ASSET FORFEITURE REPORT - 2005

Table 3

Admin Number	Docket Number	Amount Forfeited	Date Disbursed	Recipient	Amount Disbursed
02-135A		\$75.00	12/14/2005	SAN FRANCISCO PD	\$224.34
				15% - 11489	\$7.31
				CDAA	\$0.75
				DA OFFICE	\$7.50
				GENERAL FUND	\$18.00
02-135B		\$490.00	12/14/2005	SAN FRANCISCO PD	\$41.44
				15% - 11489	\$46.86
				CDAA	\$4.81
				DA OFFICE	\$57.46
				GENERAL FUND	\$115.34
02-221		\$1,397.30	2/28/2005	SAN FRANCISCO PD	\$265.53
				15% - 11489	\$133.37
				CDAA	\$13.68
				DA OFFICE	\$166.23
				GENERAL FUND	\$328.28
02-230		\$487.07	8/30/2005	SAN FRANCISCO PD	\$755.74
				15% - 11489	\$46.51
				CDAA	\$4.77
				DA OFFICE	\$57.77
				GENERAL FUND	\$114.48
03-035		\$848.29	1/20/2005	SAN FRANCISCO PD	\$263.54
				15% - 11489	\$81.40
				CDAA	\$8.35
				DA OFFICE	\$96.93
				GENERAL FUND	\$200.36
03-042		\$7,629.00	7/17/2005	SAN FRANCISCO PD	\$461.25
				15% - 11489	\$742.84
				CDAA	\$76.19
				DA OFFICE	\$771.98
				GENERAL FUND	\$1,828.54
03-161A		\$353.09	8/30/2005	SAN FRANCISCO PD	\$4,209.45
				15% - 11489	\$34.43
				CDAA	\$3.53
				DA OFFICE	\$35.31
				GENERAL FUND	\$84.74
03-161B		\$460.00	8/30/2005	SAN FRANCISCO PD	\$195.08
				15% - 11489	\$43.55
				CDAA	\$4.47
				DA OFFICE	\$58.00



State of California
ASSET FORFEITURE REPORT - 2005

Table 3

Admin Number	Docket Number	Amount Forfeited	Date Disbursed	Recipient	Amount Disbursed
				GENERAL FUND	\$107.20
				SAN FRANCISCO PD	\$246.78
03-203		\$85.36	6/22/2005	15% - 11489	\$7.05
				CDA A	\$0.72
				DA OFFICE	\$20.31
				GENERAL FUND	\$17.35
				SAN FRANCISCO PD	\$39.93
03-225		\$71,568.58	3/7/2005	15% - 11489	\$6,977.00
				CDA A	\$715.59
				DA OFFICE	\$7,165.49
				GENERAL FUND	\$17,174.16
				SAN FRANCISCO PD	\$39,536.34
04-018		\$284.30	3/7/2005	15% - 11489	\$26.78
				CDA A	\$2.75
				DA OFFICE	\$37.06
				GENERAL FUND	\$65.93
				SAN FRANCISCO PD	\$151.78
04-029		\$3,247.37	8/30/2005	15% - 11489	\$315.68
				CDA A	\$32.38
				DA OFFICE	\$333.37
				GENERAL FUND	\$777.07
				SAN FRANCISCO PD	\$1,788.87
04-034		\$2,151.00	11/10/2005	15% - 11489	\$208.30
				CDA A	\$21.36
				DA OFFICE	\$228.25
				GENERAL FUND	\$512.73
				SAN FRANCISCO PD	\$1,180.36
04-038		\$337.53	8/30/2005	15% - 11489	\$31.84
				CDA A	\$3.27
				DA OFFICE	\$43.61
				GENERAL FUND	\$78.38
				SAN FRANCISCO PD	\$180.43
04-065		\$15,669.06	4/14/2005	15% - 11489	\$1,624.16
				CDA A	\$166.58
				DA OFFICE	\$1,676.82
				GENERAL FUND	\$3,997.93
				SAN FRANCISCO PD	\$8,203.57
04-069		\$1,788.36	8/30/2005	15% - 11489	\$173.56
				CDA A	\$17.80



State of California
ASSET FORFEITURE REPORT - 2005

Table 3

Admin Number	Docket Number	Amount Forfeited	Date Disbursed	Recipient	Amount Disbursed
				DA OFFICE	\$186.27
				GENERAL FUND	\$427.22
				SAN FRANCISCO PD	\$983.51
04-073		\$1,863.30	3/7/2005	15% - 11489	\$180.87
				CDA A	\$18.55
				DA OFFICE	\$193.76
				GENERAL FUND	\$445.21
				SAN FRANCISCO PD	\$1,024.91
04-074		\$1,354.30	8/30/2005	15% - 11489	\$130.30
				CDA A	\$13.36
				DA OFFICE	\$151.53
				GENERAL FUND	\$320.74
				SAN FRANCISCO PD	\$738.37
04-092		\$2,504.87	2/28/2005	15% - 11489	\$243.37
				CDA A	\$24.96
				DA OFFICE	\$258.36
				GENERAL FUND	\$599.07
				SAN FRANCISCO PD	\$1,379.11
04-096		\$114.00	7/17/2005	15% - 11489	\$10.26
				CDA A	\$1.05
				DA OFFICE	\$19.28
				GENERAL FUND	\$25.26
				SAN FRANCISCO PD	\$58.15
04-097		\$314.35	11/10/2005	15% - 11489	\$29.80
				CDA A	\$3.06
				DA OFFICE	\$39.29
				GENERAL FUND	\$73.35
				SAN FRANCISCO PD	\$168.85
04-103		\$928.00	7/13/2005	15% - 11489	\$89.63
				CDA A	\$9.19
				DA OFFICE	\$100.67
				GENERAL FUND	\$220.62
				SAN FRANCISCO PD	\$507.89
04-117		\$1,143.53	7/15/2005	15% - 11489	\$111.49
				CDA A	\$11.44
				DA OFFICE	\$114.35
				GENERAL FUND	\$274.45
				SAN FRANCISCO PD	\$631.80
04-134		\$760.00	7/13/2005	15% - 11489	\$73.24



State of California
ASSET FORFEITURE REPORT - 2005

Table 3

Admin Number	Docket Number	Amount Forfeited	Date Disbursed	Recipient	Amount Disbursed
				CDA A	\$7.51
				DA OFFICE	\$83.92
				GENERAL FUND	\$180.29
				SAN FRANCISCO PD	\$415.04
04-137		\$677.55	6/16/2005		
				15% - 11489	\$63.30
				CDA A	\$6.49
				DA OFFICE	\$93.23
				GENERAL FUND	\$155.82
				SAN FRANCISCO PD	\$358.71
04-138A		\$4,999.69	3/7/2005		
				15% - 11489	\$486.51
				CDA A	\$49.90
				DA OFFICE	\$508.84
				GENERAL FUND	\$1,197.56
				SAN FRANCISCO PD	\$2,756.88
04-138B		\$3,000.00	3/7/2005		
				15% - 11489	\$292.50
				CDA A	\$30.00
				DA OFFICE	\$300.00
				GENERAL FUND	\$720.00
				SAN FRANCISCO PD	\$1,657.50
04-146		\$1,143.00	2/24/2005		
				15% - 11489	\$110.48
				CDA A	\$11.33
				DA OFFICE	\$123.19
				GENERAL FUND	\$271.95
				SAN FRANCISCO PD	\$626.05
04-150		\$2,823.00	1/19/2005		
				15% - 11489	\$274.28
				CDA A	\$28.13
				DA OFFICE	\$291.19
				GENERAL FUND	\$675.15
				SAN FRANCISCO PD	\$1,554.25
04-160		\$1,706.00	1/19/2005		
				15% - 11489	\$165.29
				CDA A	\$16.95
				DA OFFICE	\$180.28
				GENERAL FUND	\$406.86
				SAN FRANCISCO PD	\$936.62
04-161		\$900.00	7/17/2005		
				15% - 11489	\$86.71
				CDA A	\$8.89
				DA OFFICE	\$99.61
				GENERAL FUND	\$213.44
				SAN FRANCISCO PD	\$491.35



State of California
ASSET FORFEITURE REPORT - 2005

Table 3

Admin Number	Docket Number	Amount Forfeited	Date Disbursed	Recipient	Amount Disbursed
04-165		\$1,482.70	6/7/2005	15% - 11489	\$143.51
				CDA A	\$14.72
				DA OFFICE	\$157.95
				GENERAL FUND	\$353.27
				SAN FRANCISCO PD	\$813.25
04-166		\$507.00	1/19/2005	15% - 11489	\$48.38
				CDA A	\$4.96
				DA OFFICE	\$60.39
				GENERAL FUND	\$119.10
				SAN FRANCISCO PD	\$274.17
04-168		\$1,377.00	6/16/2005	15% - 11489	\$133.21
				CDA A	\$13.66
				DA OFFICE	\$147.38
				GENERAL FUND	\$327.90
				SAN FRANCISCO PD	\$754.85
04-169		\$3,708.00	3/9/2005	15% - 11489	\$359.81
				CDA A	\$36.90
				DA OFFICE	\$386.67
				GENERAL FUND	\$885.69
				SAN FRANCISCO PD	\$2,038.93
04-173		\$1,559.70	8/30/2005	15% - 11489	\$151.02
				CDA A	\$15.49
				DA OFFICE	\$165.65
				GENERAL FUND	\$371.75
				SAN FRANCISCO PD	\$855.79
04-174		\$2,488.00	2/24/2005	15% - 11489	\$241.18
				CDA A	\$24.74
				DA OFFICE	\$261.70
				GENERAL FUND	\$593.68
				SAN FRANCISCO PD	\$1,366.70
04-179		\$49,100.00	4/19/2005	15% - 11489	\$4,785.40
				CDA A	\$490.81
				DA OFFICE	\$4,927.07
				GENERAL FUND	\$11,779.45
				SAN FRANCISCO PD	\$27,117.27
04-180		\$6,674.00	11/10/2005	15% - 11489	\$649.82
				CDA A	\$66.65
				DA OFFICE	\$675.68
				GENERAL FUND	\$1,599.55



State of California
ASSET FORFEITURE REPORT - 2005

Table 3

Admin Number	Docket Number	Amount Forfeited	Date Disbursed	Recipient	Amount Disbursed
04-191		\$1,315.00	5/11/2005	SAN FRANCISCO PD	\$3,682.30
				15% - 11489	\$126.36
				CDAA	\$12.96
				DA OFFICE	\$148.57
				GENERAL FUND	\$311.05
04-194		\$200.00	7/17/2005	SAN FRANCISCO PD	\$716.06
				15% - 11489	\$18.60
				CDAA	\$1.91
				DA OFFICE	\$28.29
				GENERAL FUND	\$45.79
04-199		\$671.00	3/30/2005	SAN FRANCISCO PD	\$105.41
				15% - 11489	\$64.48
				CDAA	\$6.61
				DA OFFICE	\$75.81
				GENERAL FUND	\$158.72
04-215		\$400.00	2/24/2005	SAN FRANCISCO PD	\$365.38
				15% - 11489	\$38.06
				CDAA	\$3.90
				DA OFFICE	\$48.71
				GENERAL FUND	\$93.68
04-224		\$8,018.00	1/19/2005	SAN FRANCISCO PD	\$215.65
				15% - 11489	\$780.82
				CDAA	\$80.08
				DA OFFICE	\$810.47
				GENERAL FUND	\$1,922.01
04-228		\$1,185.00	1/19/2005	SAN FRANCISCO PD	\$4,424.62
				15% - 11489	\$114.60
				CDAA	\$11.75
				DA OFFICE	\$127.17
				GENERAL FUND	\$282.09
04-231		\$259.00	4/13/2005	SAN FRANCISCO PD	\$649.39
				15% - 11489	\$24.31
				CDAA	\$2.49
				DA OFFICE	\$34.58
				GENERAL FUND	\$59.85
04-232		\$2,130.00	10/26/2005	SAN FRANCISCO PD	\$137.77
				15% - 11489	\$206.42
				CDAA	\$21.17
				DA OFFICE	\$224.58



State of California
ASSET FORFEITURE REPORT - 2005

Table 3

Admin Number	Docket Number	Amount Forfeited	Date Disbursed	Recipient	Amount Disbursed
				GENERAL FUND	\$508.11
				SAN FRANCISCO PD	\$1,169.72
04-234		\$1,621.00	1/19/2005	15% - 11489	\$157.11
				CDA A	\$16.11
				DA OFFICE	\$170.77
				GENERAL FUND	\$386.73
				SAN FRANCISCO PD	\$890.28
04-236		\$10,359.00	1/19/2005	15% - 11489	\$1,007.81
				CDA A	\$103.37
				DA OFFICE	\$1,056.14
				GENERAL FUND	\$2,480.76
				SAN FRANCISCO PD	\$5,710.92
04-238		\$1,004.00	3/9/2005	15% - 11489	\$96.95
				CDA A	\$9.94
				DA OFFICE	\$109.08
				GENERAL FUND	\$238.65
				SAN FRANCISCO PD	\$549.38
04-239		\$1,478.00	1/19/2005	15% - 11489	\$143.17
				CDA A	\$14.68
				DA OFFICE	\$156.47
				GENERAL FUND	\$352.41
				SAN FRANCISCO PD	\$811.27
04-240		\$11,025.00	8/31/2005	15% - 11489	\$1,071.49
				CDA A	\$109.90
				DA OFFICE	\$1,134.32
				GENERAL FUND	\$2,637.51
				SAN FRANCISCO PD	\$6,071.78
04-241		\$1,041.00	4/13/2005	15% - 11489	\$99.30
				CDA A	\$10.19
				DA OFFICE	\$124.35
				GENERAL FUND	\$244.44
				SAN FRANCISCO PD	\$562.72
04-242		\$1,073.75	2/24/2005	15% - 11489	\$103.75
				CDA A	\$10.64
				DA OFFICE	\$116.05
				GENERAL FUND	\$255.39
				SAN FRANCISCO PD	\$587.92
04-244		\$700.00	2/24/2005	15% - 11489	\$67.31
				CDA A	\$6.90



State of California
ASSET FORFEITURE REPORT - 2005

Table 3

Admin Number	Docket Number	Amount Forfeited	Date Disbursed	Recipient	Amount Disbursed
				DA OFFICE	\$78.68
				GENERAL FUND	\$165.69
				SAN FRANCISCO PD	\$381.42
04-246		\$520.25	1/19/2005	15% - 11489	\$49.78
				CDA A	\$5.11
				DA OFFICE	\$60.70
				GENERAL FUND	\$122.55
				SAN FRANCISCO PD	\$282.11
04-247		\$1,389.00	1/19/2005	15% - 11489	\$134.49
				CDA A	\$13.79
				DA OFFICE	\$147.57
				GENERAL FUND	\$331.05
				SAN FRANCISCO PD	\$762.10
04-248		\$3,165.00	1/19/2005	15% - 11489	\$307.65
				CDA A	\$31.55
				DA OFFICE	\$325.17
				GENERAL FUND	\$757.29
				SAN FRANCISCO PD	\$1,743.34
04-251		\$606.00	7/13/2005	15% - 11489	\$58.05
				CDA A	\$5.95
				DA OFFICE	\$70.19
				GENERAL FUND	\$142.88
				SAN FRANCISCO PD	\$328.93
04-254		\$740.00	3/9/2005	15% - 11489	\$71.11
				CDA A	\$7.29
				DA OFFICE	\$83.60
				GENERAL FUND	\$175.04
				SAN FRANCISCO PD	\$402.96
04-256		\$2,327.00	5/11/2005	15% - 11489	\$225.84
				CDA A	\$23.16
				DA OFFICE	\$242.30
				GENERAL FUND	\$555.92
				SAN FRANCISCO PD	\$1,279.78
04-257		\$678.00	3/9/2005	15% - 11489	\$65.07
				CDA A	\$6.67
				DA OFFICE	\$77.39
				GENERAL FUND	\$160.16
				SAN FRANCISCO PD	\$368.71
04-259		\$671.00	2/24/2005	15% - 11489	\$64.38



State of California
ASSET FORFEITURE REPORT - 2005

Table 3

Admin Number	Docket Number	Amount Forfeited	Date Disbursed	Recipient	Amount Disbursed
				CDA A	\$6.60
				DA OFFICE	\$76.70
				GENERAL FUND	\$158.48
				SAN FRANCISCO PD	\$364.84
04-260		\$1,428.00	3/9/2005		
				15% - 11489	\$137.84
				CDA A	\$14.14
				DA OFFICE	\$155.59
				GENERAL FUND	\$339.31
				SAN FRANCISCO PD	\$781.12
04-261		\$1,049.00	3/9/2005		
				15% - 11489	\$101.24
				CDA A	\$10.38
				DA OFFICE	\$114.50
				GENERAL FUND	\$249.20
				SAN FRANCISCO PD	\$573.68
04-262		\$800.00	11/10/2005		
				15% - 11489	\$76.96
				CDA A	\$7.89
				DA OFFICE	\$89.60
				GENERAL FUND	\$189.44
				SAN FRANCISCO PD	\$436.11
04-263		\$551.00	10/26/2005		
				15% - 11489	\$52.68
				CDA A	\$5.40
				DA OFFICE	\$64.70
				GENERAL FUND	\$129.68
				SAN FRANCISCO PD	\$298.54
04-264		\$875.00	5/11/2005		
				15% - 11489	\$83.93
				CDA A	\$8.61
				DA OFFICE	\$100.28
				GENERAL FUND	\$206.59
				SAN FRANCISCO PD	\$475.59
04-265		\$1,931.00	7/13/2005		
				15% - 11489	\$187.23
				CDA A	\$19.20
				DA OFFICE	\$202.70
				GENERAL FUND	\$460.88
				SAN FRANCISCO PD	\$1,060.99
04-266		\$1,113.00	3/9/2005		
				15% - 11489	\$107.48
				CDA A	\$11.02
				DA OFFICE	\$120.90
				GENERAL FUND	\$264.56
				SAN FRANCISCO PD	\$609.04



State of California
ASSET FORFEITURE REPORT - 2005

Table 3

Admin Number	Docket Number	Amount Forfeited	Date Disbursed	Recipient	Amount Disbursed
04-267		\$250.00	6/16/2005	15% - 11489	\$23.34
				CDA A	\$2.39
				DA OFFICE	\$34.59
				GENERAL FUND	\$57.44
				SAN FRANCISCO PD	\$132.24
04-268		\$1,146.00	2/24/2005	15% - 11489	\$110.70
				CDA A	\$11.35
				DA OFFICE	\$124.19
				GENERAL FUND	\$272.48
				SAN FRANCISCO PD	\$627.28
04-269		\$507.00	2/24/2005	15% - 11489	\$48.17
				CDA A	\$4.94
				DA OFFICE	\$62.38
				GENERAL FUND	\$118.56
				SAN FRANCISCO PD	\$272.95
04-270		\$1,218.00	6/16/2005	15% - 11489	\$117.49
				CDA A	\$12.05
				DA OFFICE	\$133.49
				GENERAL FUND	\$289.20
				SAN FRANCISCO PD	\$665.77
04-272		\$2,310.00	3/30/2005	15% - 11489	\$223.96
				CDA A	\$22.97
				DA OFFICE	\$242.69
				GENERAL FUND	\$551.28
				SAN FRANCISCO PD	\$1,269.10
04-274		\$771.00	3/9/2005	15% - 11489	\$73.91
				CDA A	\$7.58
				DA OFFICE	\$88.78
				GENERAL FUND	\$181.92
				SAN FRANCISCO PD	\$418.81
04-275		\$1,220.00	3/9/2005	15% - 11489	\$117.26
				CDA A	\$12.03
				DA OFFICE	\$137.57
				GENERAL FUND	\$288.65
				SAN FRANCISCO PD	\$664.49
04-276		\$4,616.00	7/17/2005	15% - 11489	\$448.79
				CDA A	\$46.03
				DA OFFICE	\$473.29
				GENERAL FUND	\$1,104.72



State of California
ASSET FORFEITURE REPORT - 2005

Table 3

Admin Number	Docket Number	Amount Forfeited	Date Disbursed	Recipient	Amount Disbursed
04-277		\$920.00	3/9/2005	SAN FRANCISCO PD	\$2,543.17
				15% - 11489	\$88.43
				CDAA	\$9.07
				DA OFFICE	\$103.69
				GENERAL FUND	\$217.68
04-280		\$1,260.00	3/9/2005	SAN FRANCISCO PD	\$501.13
				15% - 11489	\$121.58
				CDAA	\$12.47
				DA OFFICE	\$137.69
				GENERAL FUND	\$299.28
04-281		\$1,617.44	3/30/2005	SAN FRANCISCO PD	\$688.98
				15% - 11489	\$156.43
				CDAA	\$16.04
				DA OFFICE	\$173.44
				GENERAL FUND	\$385.07
05-001		\$791.00	3/30/2005	SAN FRANCISCO PD	\$886.46
				15% - 11489	\$76.08
				CDAA	\$7.80
				DA OFFICE	\$88.70
				GENERAL FUND	\$187.28
05-002		\$3,301.00	3/30/2005	SAN FRANCISCO PD	\$431.14
				15% - 11489	\$320.81
				CDAA	\$32.90
				DA OFFICE	\$339.69
				GENERAL FUND	\$789.68
05-003		\$3,401.50	6/16/2005	SAN FRANCISCO PD	\$1,817.92
				15% - 11489	\$330.61
				CDAA	\$33.91
				DA OFFICE	\$349.74
				GENERAL FUND	\$813.80
05-006		\$7,878.00	3/30/2005	SAN FRANCISCO PD	\$1,873.44
				15% - 11489	\$767.07
				CDAA	\$78.67
				DA OFFICE	\$797.39
				GENERAL FUND	\$1,888.16
05-007A		\$16,011.00	6/16/2005	SAN FRANCISCO PD	\$4,346.71
				15% - 11489	\$1,557.61
				CDAA	\$159.76
				DA OFFICE	\$1,633.04



State of California
ASSET FORFEITURE REPORT - 2005

Table 3

Admin Number	Docket Number	Amount Forfeited	Date Disbursed	Recipient	Amount Disbursed
				GENERAL FUND	\$3,834.12
				SAN FRANCISCO PD	\$8,826.47
05-007B		\$8,242.06	7/15/2005	15% - 11489	\$803.60
				CDA A	\$82.42
				DA OFFICE	\$824.21
				GENERAL FUND	\$1,978.09
				SAN FRANCISCO PD	\$4,553.74
05-008		\$509.00	3/30/2005	15% - 11489	\$48.59
				CDA A	\$4.98
				DA OFFICE	\$60.49
				GENERAL FUND	\$119.60
				SAN FRANCISCO PD	\$275.34
05-009		\$616.00	3/30/2005	15% - 11489	\$59.02
				CDA A	\$6.05
				DA OFFICE	\$71.19
				GENERAL FUND	\$145.28
				SAN FRANCISCO PD	\$334.46
05-011		\$2,275.00	3/30/2005	15% - 11489	\$220.77
				CDA A	\$22.64
				DA OFFICE	\$237.10
				GENERAL FUND	\$543.44
				SAN FRANCISCO PD	\$1,251.05
05-012		\$1,163.00	7/13/2005	15% - 11489	\$112.01
				CDA A	\$11.49
				DA OFFICE	\$129.07
				GENERAL FUND	\$275.71
				SAN FRANCISCO PD	\$634.72
05-013		\$10,385.00	3/30/2005	15% - 11489	\$1,011.50
				CDA A	\$103.74
				DA OFFICE	\$1,048.09
				GENERAL FUND	\$2,489.84
				SAN FRANCISCO PD	\$5,731.83
05-014		\$6,071.00	4/13/2005	15% - 11489	\$590.19
				CDA A	\$60.53
				DA OFFICE	\$623.07
				GENERAL FUND	\$1,452.78
				SAN FRANCISCO PD	\$3,344.43
05-015		\$590.00	3/30/2005	15% - 11489	\$56.49
				CDA A	\$5.79



State of California
ASSET FORFEITURE REPORT - 2005

Table 3

Admin Number	Docket Number	Amount Forfeited	Date Disbursed	Recipient	Amount Disbursed
				DA OFFICE	\$68.59
				GENERAL FUND	\$139.04
				SAN FRANCISCO PD	\$320.09
05-017		\$2,050.00	5/11/2005		
				15% - 11489	\$198.79
				CDA A	\$20.39
				DA OFFICE	\$215.05
				GENERAL FUND	\$489.32
				SAN FRANCISCO PD	\$1,126.45
05-019		\$1,993.00	4/13/2005		
				15% - 11489	\$192.96
				CDA A	\$19.79
				DA OFFICE	\$211.87
				GENERAL FUND	\$474.97
				SAN FRANCISCO PD	\$1,093.41
05-020		\$523.00	5/11/2005		
				15% - 11489	\$50.18
				CDA A	\$5.15
				DA OFFICE	\$59.83
				GENERAL FUND	\$123.51
				SAN FRANCISCO PD	\$284.33
05-021		\$1,728.00	5/11/2005		
				15% - 11489	\$167.66
				CDA A	\$17.20
				DA OFFICE	\$180.34
				GENERAL FUND	\$412.71
				SAN FRANCISCO PD	\$950.09
05-022		\$1,517.00	5/11/2005		
				15% - 11489	\$147.09
				CDA A	\$15.09
				DA OFFICE	\$159.24
				GENERAL FUND	\$362.07
				SAN FRANCISCO PD	\$833.51
05-024		\$2,425.00	5/11/2005		
				15% - 11489	\$235.62
				CDA A	\$24.17
				DA OFFICE	\$250.04
				GENERAL FUND	\$579.99
				SAN FRANCISCO PD	\$1,335.18
05-026		\$666.00	5/11/2005		
				15% - 11489	\$64.12
				CDA A	\$6.58
				DA OFFICE	\$74.13
				GENERAL FUND	\$157.83
				SAN FRANCISCO PD	\$363.34
05-031		\$800.00	11/10/2005		
				15% - 11489	\$76.25



State of California
ASSET FORFEITURE REPORT - 2005

Table 3

Admin Number	Docket Number	Amount Forfeited	Date Disbursed	Recipient	Amount Disbursed
				CDAA	\$7.82
				DA OFFICE	\$96.19
				GENERAL FUND	\$187.68
				SAN FRANCISCO PD	\$432.06
05-032		\$916.00	5/11/2005		
				15% - 11489	\$88.49
				CDAA	\$9.08
				DA OFFICE	\$99.14
				GENERAL FUND	\$217.83
				SAN FRANCISCO PD	\$501.46
05-033		\$447.00	8/31/2005		
				15% - 11489	\$42.77
				CDAA	\$4.39
				DA OFFICE	\$52.23
				GENERAL FUND	\$105.27
				SAN FRANCISCO PD	\$242.34
05-034		\$514.00	5/11/2005		
				15% - 11489	\$49.30
				CDAA	\$5.06
				DA OFFICE	\$58.93
				GENERAL FUND	\$121.35
				SAN FRANCISCO PD	\$279.36
05-036		\$2,578.00	7/13/2005		
				15% - 11489	\$250.54
				CDAA	\$25.70
				DA OFFICE	\$265.33
				GENERAL FUND	\$616.71
				SAN FRANCISCO PD	\$1,419.72
05-037		\$566.00	5/11/2005		
				15% - 11489	\$54.37
				CDAA	\$5.58
				DA OFFICE	\$64.13
				GENERAL FUND	\$133.83
				SAN FRANCISCO PD	\$308.09
05-038A		\$5,000.00	4/19/2005		
				15% - 11489	\$486.14
				CDAA	\$49.86
				DA OFFICE	\$512.57
				GENERAL FUND	\$1,196.65
				SAN FRANCISCO PD	\$2,754.78
05-038B		\$5,000.00	5/11/2005		
				15% - 11489	\$486.14
				CDAA	\$49.86
				DA OFFICE	\$512.57
				GENERAL FUND	\$1,196.65
				SAN FRANCISCO PD	\$2,754.78



State of California
ASSET FORFEITURE REPORT - 2005

Table 3

Admin Number	Docket Number	Amount Forfeited	Date Disbursed	Recipient	Amount Disbursed
05-040		\$1,383.00	5/11/2005	15% - 11489	\$133.48
				CDA A	\$13.69
				DA OFFICE	\$150.87
				GENERAL FUND	\$328.57
				SAN FRANCISCO PD	\$756.39
05-041		\$7,445.00	6/16/2005	15% - 11489	\$724.53
				CDA A	\$74.31
				DA OFFICE	\$757.07
				GENERAL FUND	\$1,783.45
				SAN FRANCISCO PD	\$4,105.64
05-043		\$560.00	5/11/2005	15% - 11489	\$53.51
				CDA A	\$5.49
				DA OFFICE	\$66.06
				GENERAL FUND	\$131.72
				SAN FRANCISCO PD	\$303.22
05-045		\$6,450.00	8/31/2005	15% - 11489	\$628.06
				CDA A	\$64.42
				DA OFFICE	\$652.53
				GENERAL FUND	\$1,545.99
				SAN FRANCISCO PD	\$3,559.00
05-046		\$716.00	5/11/2005	15% - 11489	\$68.99
				CDA A	\$7.08
				DA OFFICE	\$79.14
				GENERAL FUND	\$169.83
				SAN FRANCISCO PD	\$390.96
05-047		\$700.00	7/17/2005	15% - 11489	\$67.43
				CDA A	\$6.92
				DA OFFICE	\$77.54
				GENERAL FUND	\$165.99
				SAN FRANCISCO PD	\$382.12
05-048		\$942.00	5/11/2005	15% - 11489	\$91.03
				CDA A	\$9.34
				DA OFFICE	\$101.73
				GENERAL FUND	\$224.07
				SAN FRANCISCO PD	\$515.83
05-049A		\$500.00	11/10/2005	15% - 11489	\$47.93
				CDA A	\$4.92
				DA OFFICE	\$57.54
				GENERAL FUND	\$117.99



State of California
ASSET FORFEITURE REPORT - 2005

Table 3

Admin Number	Docket Number	Amount Forfeited	Date Disbursed	Recipient	Amount Disbursed
05-049B		\$156.00	11/10/2005	SAN FRANCISCO PD	\$271.62
				15% - 11489	\$15.21
				CDAA	\$1.56
				DA OFFICE	\$15.60
				GENERAL FUND	\$37.44
05-050		\$825.00	5/11/2005	SAN FRANCISCO PD	\$86.19
				15% - 11489	\$79.62
				CDAA	\$8.17
				DA OFFICE	\$90.04
				GENERAL FUND	\$195.99
05-051		\$3,267.00	5/11/2005	SAN FRANCISCO PD	\$451.18
				15% - 11489	\$317.72
				CDAA	\$32.59
				DA OFFICE	\$334.23
				GENERAL FUND	\$782.07
05-055		\$2,017.00	7/13/2005	SAN FRANCISCO PD	\$1,800.39
				15% - 11489	\$195.26
				CDAA	\$20.03
				DA OFFICE	\$214.59
				GENERAL FUND	\$480.64
05-056		\$1,351.00	7/13/2005	SAN FRANCISCO PD	\$1,106.48
				15% - 11489	\$130.33
				CDAA	\$13.37
				DA OFFICE	\$147.98
				GENERAL FUND	\$320.80
05-057		\$1,128.00	7/13/2005	SAN FRANCISCO PD	\$738.52
				15% - 11489	\$108.23
				CDAA	\$11.10
				DA OFFICE	\$128.92
				GENERAL FUND	\$266.42
05-058		\$2,464.00	7/13/2005	SAN FRANCISCO PD	\$613.33
				15% - 11489	\$239.19
				CDAA	\$24.53
				DA OFFICE	\$256.07
				GENERAL FUND	\$588.78
05-059		\$1,608.75	7/13/2005	SAN FRANCISCO PD	\$1,355.43
				15% - 11489	\$155.81
				CDAA	\$15.98
				DA OFFICE	\$170.54



State of California
ASSET FORFEITURE REPORT - 2005

Table 3

Admin Number	Docket Number	Amount Forfeited	Date Disbursed	Recipient	Amount Disbursed
				GENERAL FUND	\$383.52
				SAN FRANCISCO PD	\$882.90
05-061		\$2,026.00	7/13/2005	15% - 11489	\$196.49
				CDA A	\$20.15
				DA OFFICE	\$212.27
				GENERAL FUND	\$483.66
				SAN FRANCISCO PD	\$1,113.43
05-063		\$10,375.00	8/31/2005	15% - 11489	\$1,010.52
				CDA A	\$103.64
				DA OFFICE	\$1,047.17
				GENERAL FUND	\$2,487.42
				SAN FRANCISCO PD	\$5,726.25
05-064		\$600.00	10/26/2005	15% - 11489	\$57.45
				CDA A	\$5.89
				DA OFFICE	\$69.67
				GENERAL FUND	\$141.42
				SAN FRANCISCO PD	\$325.57
05-066		\$622.00	7/13/2005	15% - 11489	\$59.60
				CDA A	\$6.11
				DA OFFICE	\$71.87
				GENERAL FUND	\$146.70
				SAN FRANCISCO PD	\$337.72
05-068		\$675.00	10/26/2005	15% - 11489	\$64.77
				CDA A	\$6.64
				DA OFFICE	\$77.17
				GENERAL FUND	\$159.42
				SAN FRANCISCO PD	\$367.00
05-069		\$820.00	7/13/2005	15% - 11489	\$78.90
				CDA A	\$8.09
				DA OFFICE	\$91.67
				GENERAL FUND	\$194.22
				SAN FRANCISCO PD	\$447.12
05-070		\$1,531.00	7/13/2005	15% - 11489	\$148.23
				CDA A	\$15.20
				DA OFFICE	\$162.77
				GENERAL FUND	\$364.86
				SAN FRANCISCO PD	\$839.94
05-071		\$3,314.00	7/13/2005	15% - 11489	\$322.07
				CDA A	\$33.03



State of California
ASSET FORFEITURE REPORT - 2005

Table 3

Admin Number	Docket Number	Amount Forfeited	Date Disbursed	Recipient	Amount Disbursed
				DA OFFICE	\$341.07
				GENERAL FUND	\$792.78
				SAN FRANCISCO PD	\$1,825.05
05-072		\$966.00	7/13/2005	15% - 11489	\$93.14
				CDA A	\$9.55
				DA OFFICE	\$106.27
				GENERAL FUND	\$229.26
				SAN FRANCISCO PD	\$527.78
05-073		\$700.00	6/16/2005	15% - 11489	\$67.26
				CDA A	\$6.90
				DA OFFICE	\$79.15
				GENERAL FUND	\$165.56
				SAN FRANCISCO PD	\$381.13
05-074		\$760.00	6/16/2005	15% - 11489	\$73.11
				CDA A	\$7.50
				DA OFFICE	\$85.15
				GENERAL FUND	\$179.96
				SAN FRANCISCO PD	\$414.28
05-075		\$926.00	6/16/2005	15% - 11489	\$89.29
				CDA A	\$9.16
				DA OFFICE	\$101.75
				GENERAL FUND	\$219.80
				SAN FRANCISCO PD	\$506.00
05-076		\$3,335.00	6/16/2005	15% - 11489	\$324.17
				CDA A	\$33.25
				DA OFFICE	\$342.65
				GENERAL FUND	\$797.96
				SAN FRANCISCO PD	\$1,836.97
05-077		\$5,891.00	6/16/2005	15% - 11489	\$573.38
				CDA A	\$58.81
				DA OFFICE	\$598.25
				GENERAL FUND	\$1,411.40
				SAN FRANCISCO PD	\$3,249.16
05-078		\$820.00	7/17/2005	15% - 11489	\$78.96
				CDA A	\$8.10
				DA OFFICE	\$91.15
				GENERAL FUND	\$194.36
				SAN FRANCISCO PD	\$447.43
05-080		\$506.00	11/10/2005	15% - 11489	\$48.34



State of California
ASSET FORFEITURE REPORT - 2005

Table 3

Admin Number	Docket Number	Amount Forfeited	Date Disbursed	Recipient	Amount Disbursed
				CDA A	\$4.96
				DA OFFICE	\$59.75
				GENERAL FUND	\$119.00
				SAN FRANCISCO PD	\$273.95
05-082		\$3,893.00	6/16/2005		
				15% - 11489	\$378.58
				CDA A	\$38.83
				DA OFFICE	\$398.45
				GENERAL FUND	\$931.88
				SAN FRANCISCO PD	\$2,145.26
05-083		\$933.00	6/16/2005		
				15% - 11489	\$89.98
				CDA A	\$9.23
				DA OFFICE	\$102.45
				GENERAL FUND	\$221.48
				SAN FRANCISCO PD	\$509.86
05-085		\$530.00	7/17/2005		
				15% - 11489	\$50.68
				CDA A	\$5.20
				DA OFFICE	\$62.15
				GENERAL FUND	\$124.76
				SAN FRANCISCO PD	\$287.21
05-086		\$3,665.00	6/16/2005		
				15% - 11489	\$356.01
				CDA A	\$36.51
				DA OFFICE	\$378.72
				GENERAL FUND	\$876.34
				SAN FRANCISCO PD	\$2,017.42
05-087		\$100.00	6/16/2005		
				15% - 11489	\$8.43
				CDA A	\$0.86
				DA OFFICE	\$22.22
				GENERAL FUND	\$20.74
				SAN FRANCISCO PD	\$47.75
05-089		\$609.00	6/16/2005		
				15% - 11489	\$58.39
				CDA A	\$5.99
				DA OFFICE	\$70.05
				GENERAL FUND	\$143.72
				SAN FRANCISCO PD	\$330.85
05-091		\$943.00	7/17/2005		
				15% - 11489	\$90.95
				CDA A	\$9.33
				DA OFFICE	\$103.45
				GENERAL FUND	\$223.88
				SAN FRANCISCO PD	\$515.39



State of California
ASSET FORFEITURE REPORT - 2005

Table 3

Admin Number	Docket Number	Amount Forfeited	Date Disbursed	Recipient	Amount Disbursed
05-092		\$785.00	6/16/2005	15% - 11489	\$75.21
				CDA A	\$7.71
				DA OFFICE	\$90.72
				GENERAL FUND	\$185.14
				SAN FRANCISCO PD	\$426.22
05-095		\$3,871.60	7/13/2005	15% - 11489	\$376.53
				CDA A	\$38.62
				DA OFFICE	\$395.94
				GENERAL FUND	\$926.84
				SAN FRANCISCO PD	\$2,133.67
05-097		\$1,129.00	7/13/2005	15% - 11489	\$109.13
				CDA A	\$11.19
				DA OFFICE	\$121.67
				GENERAL FUND	\$268.62
				SAN FRANCISCO PD	\$618.39
05-098		\$1,275.00	7/13/2005	15% - 11489	\$123.36
				CDA A	\$12.65
				DA OFFICE	\$136.28
				GENERAL FUND	\$303.66
				SAN FRANCISCO PD	\$699.05
05-102		\$742.00	7/13/2005	15% - 11489	\$71.39
				CDA A	\$7.32
				DA OFFICE	\$82.98
				GENERAL FUND	\$175.74
				SAN FRANCISCO PD	\$404.57
05-103		\$614.00	12/14/2005	15% - 11489	\$58.91
				CDA A	\$6.04
				DA OFFICE	\$70.18
				GENERAL FUND	\$145.02
				SAN FRANCISCO PD	\$333.85
05-104		\$9,800.00	7/13/2005	15% - 11489	\$954.55
				CDA A	\$97.90
				DA OFFICE	\$988.78
				GENERAL FUND	\$2,349.66
				SAN FRANCISCO PD	\$5,409.11
05-105		\$926.00	8/31/2005	15% - 11489	\$89.33
				CDA A	\$9.16
				DA OFFICE	\$101.38
				GENERAL FUND	\$219.90



State of California
ASSET FORFEITURE REPORT - 2005

Table 3

Admin Number	Docket Number	Amount Forfeited	Date Disbursed	Recipient	Amount Disbursed
05-106		\$2,790.00	7/13/2005	SAN FRANCISCO PD	\$506.23
				15% - 11489	\$271.07
				CDAA	\$27.80
				DA OFFICE	\$287.78
				GENERAL FUND	\$667.26
05-107		\$583.00	7/13/2005	SAN FRANCISCO PD	\$1,536.09
				15% - 11489	\$55.89
				CDAA	\$5.73
				DA OFFICE	\$67.08
				GENERAL FUND	\$137.58
05-108		\$920.00	11/10/2005	SAN FRANCISCO PD	\$316.72
				15% - 11489	\$88.75
				CDAA	\$9.10
				DA OFFICE	\$100.78
				GENERAL FUND	\$218.46
05-109		\$866.00	11/10/2005	SAN FRANCISCO PD	\$502.91
				15% - 11489	\$83.48
				CDAA	\$8.56
				DA OFFICE	\$95.38
				GENERAL FUND	\$205.50
05-111		\$2,095.00	12/14/2005	SAN FRANCISCO PD	\$473.08
				15% - 11489	\$203.31
				CDAA	\$20.85
				DA OFFICE	\$218.28
				GENERAL FUND	\$500.46
05-112		\$1,689.50	11/10/2005	SAN FRANCISCO PD	\$1,152.10
				15% - 11489	\$163.14
				CDAA	\$16.73
				DA OFFICE	\$183.58
				GENERAL FUND	\$401.58
05-113		\$1,244.00	7/17/2005	SAN FRANCISCO PD	\$924.47
				15% - 11489	\$120.34
				CDAA	\$12.34
				DA OFFICE	\$133.18
				GENERAL FUND	\$296.22
05-115		\$520.00	11/10/2005	SAN FRANCISCO PD	\$681.92
				15% - 11489	\$49.43
				CDAA	\$5.07
				DA OFFICE	\$63.70



State of California
ASSET FORFEITURE REPORT - 2005

Table 3

Admin Number	Docket Number	Amount Forfeited	Date Disbursed	Recipient	Amount Disbursed
				GENERAL FUND	\$121.68
				SAN FRANCISCO PD	\$280.12
05-116		\$705.00	7/17/2005	15% - 11489	\$67.79
				CDA A	\$6.95
				DA OFFICE	\$79.27
				GENERAL FUND	\$166.86
				SAN FRANCISCO PD	\$384.13
05-117		\$928.00	8/31/2005	15% - 11489	\$89.53
				CDA A	\$9.18
				DA OFFICE	\$101.58
				GENERAL FUND	\$220.38
				SAN FRANCISCO PD	\$507.33
05-119		\$730.61	10/26/2005	15% - 11489	\$69.47
				CDA A	\$7.13
				DA OFFICE	\$89.35
				GENERAL FUND	\$171.00
				SAN FRANCISCO PD	\$393.66
05-121		\$540.00	8/31/2005	15% - 11489	\$50.88
				CDA A	\$5.22
				DA OFFICE	\$70.31
				GENERAL FUND	\$125.25
				SAN FRANCISCO PD	\$288.34
05-124		\$981.00	11/10/2005	15% - 11489	\$93.88
				CDA A	\$9.63
				DA OFFICE	\$114.40
				GENERAL FUND	\$231.09
				SAN FRANCISCO PD	\$532.00
05-125		\$13,370.00	8/31/2005	15% - 11489	\$1,301.22
				CDA A	\$133.46
				DA OFFICE	\$1,358.72
				GENERAL FUND	\$3,203.01
				SAN FRANCISCO PD	\$7,373.59
05-128		\$932.00	8/31/2005	15% - 11489	\$89.10
				CDA A	\$9.14
				DA OFFICE	\$109.51
				GENERAL FUND	\$219.33
				SAN FRANCISCO PD	\$504.92
05-129		\$815.00	10/26/2005	15% - 11489	\$77.70
				CDA A	\$7.97



State of California
ASSET FORFEITURE REPORT - 2005

Table 3

Admin Number	Docket Number	Amount Forfeited	Date Disbursed	Recipient	Amount Disbursed
				DA OFFICE	\$97.80
				GENERAL FUND	\$191.25
				SAN FRANCISCO PD	\$440.28
05-131		\$513.00	10/26/2005	15% - 11489	\$49.09
				CDA A	\$5.04
				DA OFFICE	\$59.84
				GENERAL FUND	\$120.84
				SAN FRANCISCO PD	\$278.19
05-133		\$530.00	8/31/2005	15% - 11489	\$50.75
				CDA A	\$5.21
				DA OFFICE	\$61.53
				GENERAL FUND	\$124.92
				SAN FRANCISCO PD	\$287.59
05-137		\$889.00	10/26/2005	15% - 11489	\$85.75
				CDA A	\$8.80
				DA OFFICE	\$97.44
				GENERAL FUND	\$211.08
				SAN FRANCISCO PD	\$485.93
05-138		\$5,413.00	8/31/2005	15% - 11489	\$526.84
				CDA A	\$54.04
				DA OFFICE	\$549.84
				GENERAL FUND	\$1,296.84
				SAN FRANCISCO PD	\$2,985.44
05-141		\$690.00	8/31/2005	15% - 11489	\$66.35
				CDA A	\$6.81
				DA OFFICE	\$77.53
				GENERAL FUND	\$163.32
				SAN FRANCISCO PD	\$375.99
05-143		\$767.00	8/31/2005	15% - 11489	\$73.86
				CDA A	\$7.58
				DA OFFICE	\$85.23
				GENERAL FUND	\$181.80
				SAN FRANCISCO PD	\$418.53
05-145		\$565.00	10/26/2005	15% - 11489	\$53.86
				CDA A	\$5.52
				DA OFFICE	\$67.87
				GENERAL FUND	\$132.57
				SAN FRANCISCO PD	\$305.18
05-152		\$717.00	12/14/2005	15% - 11489	\$69.05



State of California
ASSET FORFEITURE REPORT - 2005

Table 3

Admin Number	Docket Number	Amount Forfeited	Date Disbursed	Recipient	Amount Disbursed
				CDAA	\$7.08
				DA OFFICE	\$79.62
				GENERAL FUND	\$169.97
				SAN FRANCISCO PD	\$391.28
05-154		\$1,700.00	10/26/2005		
				15% - 11489	\$164.89
				CDAA	\$16.91
				DA OFFICE	\$177.92
				GENERAL FUND	\$405.89
				SAN FRANCISCO PD	\$934.39
05-156		\$9,900.00	10/26/2005		
				15% - 11489	\$964.39
				CDAA	\$98.91
				DA OFFICE	\$997.92
				GENERAL FUND	\$2,373.89
				SAN FRANCISCO PD	\$5,464.89
05-158		\$3,150.00	10/26/2005		
				15% - 11489	\$306.27
				CDAA	\$31.41
				DA OFFICE	\$322.92
				GENERAL FUND	\$753.89
				SAN FRANCISCO PD	\$1,735.51
05-159		\$1,040.00	10/26/2005		
				15% - 11489	\$99.32
				CDAA	\$10.19
				DA OFFICE	\$123.22
				GENERAL FUND	\$244.47
				SAN FRANCISCO PD	\$562.80
05-161		\$525.00	10/26/2005		
				15% - 11489	\$50.33
				CDAA	\$5.16
				DA OFFICE	\$60.42
				GENERAL FUND	\$123.89
				SAN FRANCISCO PD	\$285.20
05-164A		\$1,037.00	10/26/2005		
				15% - 11489	\$100.25
				CDAA	\$10.28
				DA OFFICE	\$111.62
				GENERAL FUND	\$246.77
				SAN FRANCISCO PD	\$568.08
05-164B		\$626.00	11/10/2005		
				15% - 11489	\$60.18
				CDAA	\$6.17
				DA OFFICE	\$70.52
				GENERAL FUND	\$148.13
				SAN FRANCISCO PD	\$341.00



State of California
ASSET FORFEITURE REPORT - 2005

Table 3

Admin Number	Docket Number	Amount Forfeited	Date Disbursed	Recipient	Amount Disbursed
05-165		\$670.00	10/26/2005	15% - 11489	\$64.47
				CDA A	\$6.61
				DA OFFICE	\$74.92
				GENERAL FUND	\$158.69
				SAN FRANCISCO PD	\$365.31
05-166		\$1,458.00	11/10/2005	15% - 11489	\$141.30
				CDA A	\$14.49
				DA OFFICE	\$153.72
				GENERAL FUND	\$347.81
				SAN FRANCISCO PD	\$800.68
05-167		\$1,000.00	12/14/2005	15% - 11489	\$96.64
				CDA A	\$9.91
				DA OFFICE	\$107.92
				GENERAL FUND	\$237.89
				SAN FRANCISCO PD	\$547.64
05-169		\$545.00	10/26/2005	15% - 11489	\$52.28
				CDA A	\$5.36
				DA OFFICE	\$62.42
				GENERAL FUND	\$128.69
				SAN FRANCISCO PD	\$296.25
05-170		\$3,422.00	10/26/2005	15% - 11489	\$332.79
				CDA A	\$34.13
				DA OFFICE	\$350.12
				GENERAL FUND	\$819.17
				SAN FRANCISCO PD	\$1,885.79
05-171		\$3,991.00	10/26/2005	15% - 11489	\$388.26
				CDA A	\$39.82
				DA OFFICE	\$407.02
				GENERAL FUND	\$955.73
				SAN FRANCISCO PD	\$2,200.17
05-173		\$1,770.00	10/26/2005	15% - 11489	\$171.72
				CDA A	\$17.61
				DA OFFICE	\$184.92
				GENERAL FUND	\$422.69
				SAN FRANCISCO PD	\$973.06
05-174		\$820.00	10/26/2005	15% - 11489	\$79.09
				CDA A	\$8.11
				DA OFFICE	\$89.92
				GENERAL FUND	\$194.69



State of California
ASSET FORFEITURE REPORT - 2005

Table 3

Admin Number	Docket Number	Amount Forfeited	Date Disbursed	Recipient	Amount Disbursed
05-176		\$1,280.00	10/26/2005	SAN FRANCISCO PD	\$448.19
				15% - 11489	\$123.94
				CDAA	\$12.71
				DA OFFICE	\$135.92
				GENERAL FUND	\$305.09
05-177		\$500.05	11/10/2005	SAN FRANCISCO PD	\$702.34
				15% - 11489	\$47.90
				CDAA	\$4.91
				DA OFFICE	\$57.92
				GENERAL FUND	\$117.90
05-178		\$655.00	12/14/2005	SAN FRANCISCO PD	\$271.42
				15% - 11489	\$63.00
				CDAA	\$6.46
				DA OFFICE	\$73.42
				GENERAL FUND	\$155.09
05-183		\$1,190.00	12/14/2005	SAN FRANCISCO PD	\$357.03
				15% - 11489	\$115.04
				CDAA	\$11.80
				DA OFFICE	\$128.11
				GENERAL FUND	\$283.17
05-184		\$2,135.00	12/14/2005	SAN FRANCISCO PD	\$651.88
				15% - 11489	\$206.85
				CDAA	\$21.22
				DA OFFICE	\$225.64
				GENERAL FUND	\$509.16
05-186		\$46,065.00	12/14/2005	SAN FRANCISCO PD	\$1,172.13
				15% - 11489	\$4,489.36
				CDAA	\$460.45
				DA OFFICE	\$4,624.72
				GENERAL FUND	\$11,050.74
05-193		\$2,971.00	12/14/2005	SAN FRANCISCO PD	\$25,439.73
				15% - 11489	\$288.36
				CDAA	\$29.58
				DA OFFICE	\$309.24
				GENERAL FUND	\$709.80
05-194		\$1,447.00	12/14/2005	SAN FRANCISCO PD	\$1,634.02
				15% - 11489	\$139.77
				CDAA	\$14.34
				DA OFFICE	\$156.84



State of California
ASSET FORFEITURE REPORT - 2005

Table 3

Admin Number	Docket Number	Amount Forfeited	Date Disbursed	Recipient	Amount Disbursed
				GENERAL FUND	\$344.04
				SAN FRANCISCO PD	\$792.01
94-054A		\$1,180.52	2/28/2005	15% - 11489	\$115.10
				CDA A	\$11.81
				DA OFFICE	\$118.05
				GENERAL FUND	\$283.32
				SAN FRANCISCO PD	\$652.24
94-054B		\$137.61	2/28/2005	15% - 11489	\$13.42
				CDA A	\$1.38
				DA OFFICE	\$13.75
				GENERAL FUND	\$33.03
				SAN FRANCISCO PD	\$76.03
94-054C		\$331.70	2/28/2005	15% - 11489	\$32.34
				CDA A	\$3.32
				DA OFFICE	\$33.17
				GENERAL FUND	\$79.61
				SAN FRANCISCO PD	\$183.26
94-059		\$1,061.98	1/20/2005	15% - 11489	\$102.57
				CDA A	\$10.52
				DA OFFICE	\$115.19
				GENERAL FUND	\$252.48
				SAN FRANCISCO PD	\$581.22
95-078		\$4,824.68	6/7/2005	15% - 11489	\$468.33
				CDA A	\$48.03
				DA OFFICE	\$501.67
				GENERAL FUND	\$1,152.80
				SAN FRANCISCO PD	\$2,653.85
95-122		\$384.63	1/20/2005	15% - 11489	\$36.31
				CDA A	\$3.72
				DA OFFICE	\$49.46
				GENERAL FUND	\$89.38
				SAN FRANCISCO PD	\$205.76
95-134		\$848.61	6/22/2005	15% - 11489	\$81.45
				CDA A	\$8.35
				DA OFFICE	\$96.75
				GENERAL FUND	\$200.50
				SAN FRANCISCO PD	\$461.56
95-172		\$616.71	6/7/2005	15% - 11489	\$58.81
				CDA A	\$6.03



State of California
ASSET FORFEITURE REPORT - 2005

Table 3

Admin Number	Docket Number	Amount Forfeited	Date Disbursed	Recipient	Amount Disbursed
				DA OFFICE	\$73.87
				GENERAL FUND	\$144.76
				SAN FRANCISCO PD	\$333.24
95-197		\$1,051.79	6/22/2005	15% - 11489	\$98.98
				CDA A	\$10.15
				DA OFFICE	\$138.11
				GENERAL FUND	\$243.65
				SAN FRANCISCO PD	\$560.90
95-202		\$2,170.25	6/7/2005	15% - 11489	\$208.69
				CDA A	\$21.40
				DA OFFICE	\$243.89
				GENERAL FUND	\$513.70
				SAN FRANCISCO PD	\$1,182.57
95-209A		\$370.00	6/22/2005	15% - 11489	\$34.00
				CDA A	\$3.49
				DA OFFICE	\$56.15
				GENERAL FUND	\$83.69
				SAN FRANCISCO PD	\$192.67
95-209B		\$650.60	6/22/2005	15% - 11489	\$63.43
				CDA A	\$6.51
				DA OFFICE	\$65.06
				GENERAL FUND	\$156.14
				SAN FRANCISCO PD	\$359.46
95-247		\$577.43	7/15/2005	15% - 11489	\$54.19
				CDA A	\$5.56
				DA OFFICE	\$77.22
				GENERAL FUND	\$133.39
				SAN FRANCISCO PD	\$307.07
96-033		\$3,129.95	3/7/2005	15% - 11489	\$303.85
				CDA A	\$31.16
				DA OFFICE	\$325.17
				GENERAL FUND	\$747.94
				SAN FRANCISCO PD	\$1,721.83
96-075		\$12,831.67	7/15/2005	15% - 11489	\$1,249.77
				CDA A	\$128.18
				DA OFFICE	\$1,295.33
				GENERAL FUND	\$3,076.36
				SAN FRANCISCO PD	\$7,082.03
96-091		\$3,718.98	3/7/2005	15% - 11489	\$361.40



State of California
ASSET FORFEITURE REPORT - 2005

Table 3

Admin Number	Docket Number	Amount Forfeited	Date Disbursed	Recipient	Amount Disbursed
				CDA A	\$37.07
				DA OFFICE	\$382.95
				GENERAL FUND	\$889.61
				SAN FRANCISCO PD	\$2,047.95
96-096		\$442.78	7/15/2005		
				15% - 11489	\$41.73
				CDA A	\$4.28
				DA OFFICE	\$57.59
				GENERAL FUND	\$102.72
				SAN FRANCISCO PD	\$236.46
96-132		\$439.01	12/15/2005		
				15% - 11489	\$40.93
				CDA A	\$4.20
				DA OFFICE	\$61.20
				GENERAL FUND	\$100.75
				SAN FRANCISCO PD	\$231.93
96-147		\$638.31	9/28/2005		
				15% - 11489	\$60.77
				CDA A	\$6.23
				DA OFFICE	\$77.37
				GENERAL FUND	\$149.58
				SAN FRANCISCO PD	\$344.36
96-155		\$1,194.00	9/28/2005		
				15% - 11489	\$115.13
				CDA A	\$11.81
				DA OFFICE	\$131.28
				GENERAL FUND	\$283.39
				SAN FRANCISCO PD	\$652.39
96-168		\$5,363.16	8/30/2005		
				15% - 11489	\$521.55
				CDA A	\$53.49
				DA OFFICE	\$548.88
				GENERAL FUND	\$1,283.81
				SAN FRANCISCO PD	\$2,955.43
96-214		\$404.52	8/30/2005		
				15% - 11489	\$38.25
				CDA A	\$3.92
				DA OFFICE	\$51.45
				GENERAL FUND	\$94.15
				SAN FRANCISCO PD	\$216.75
96-243		\$1,118.00	3/7/2005		
				15% - 11489	\$107.47
				CDA A	\$11.02
				DA OFFICE	\$125.98
				GENERAL FUND	\$264.54
				SAN FRANCISCO PD	\$608.99



State of California
ASSET FORFEITURE REPORT - 2005

Table 3

Admin Number	Docket Number	Amount Forfeited	Date Disbursed	Recipient	Amount Disbursed
96-262		\$344.13	8/30/2005	15% - 11489	\$32.32
				CDA A	\$3.31
				DA OFFICE	\$45.82
				GENERAL FUND	\$79.55
				SAN FRANCISCO PD	\$183.13
96-272		\$458.68	8/30/2005	15% - 11489	\$43.51
				CDA A	\$4.46
				DA OFFICE	\$57.03
				GENERAL FUND	\$107.11
				SAN FRANCISCO PD	\$246.57
96-290		\$2,217.29	8/30/2005	15% - 11489	\$215.01
				CDA A	\$22.05
				DA OFFICE	\$232.57
				GENERAL FUND	\$529.26
				SAN FRANCISCO PD	\$1,218.40
97-036		\$268.59	9/28/2005	15% - 11489	\$24.72
				CDA A	\$2.54
				DA OFFICE	\$40.40
				GENERAL FUND	\$60.85
				SAN FRANCISCO PD	\$140.08
97-125		\$1,082.93	9/28/2005	15% - 11489	\$104.21
				CDA A	\$10.69
				DA OFFICE	\$121.00
				GENERAL FUND	\$256.51
				SAN FRANCISCO PD	\$590.52
97-134		\$825.59	12/15/2005	15% - 11489	\$79.42
				CDA A	\$8.15
				DA OFFICE	\$92.49
				GENERAL FUND	\$195.49
				SAN FRANCISCO PD	\$450.04
97-154A		\$33,820.74	8/30/2005	15% - 11489	\$3,297.52
				CDA A	\$338.21
				DA OFFICE	\$3,382.07
				GENERAL FUND	\$8,116.98
				SAN FRANCISCO PD	\$18,685.96
97-154B		\$3,631.00	8/30/2005	15% - 11489	\$349.86
				CDA A	\$35.88
				DA OFFICE	\$401.55
				GENERAL FUND	\$861.19



State of California
ASSET FORFEITURE REPORT - 2005

Table 3

Admin Number	Docket Number	Amount Forfeited	Date Disbursed	Recipient	Amount Disbursed
97-180		\$483.93	12/15/2005	SAN FRANCISCO PD	\$1,982.52
				15% - 11489	\$45.81
				CDAA	\$4.70
				DA OFFICE	\$61.08
				GENERAL FUND	\$112.76
99-041		\$1,633.58	5/6/2005	SAN FRANCISCO PD	\$259.58
				15% - 11489	\$157.31
				CDAA	\$16.13
				DA OFFICE	\$181.52
				GENERAL FUND	\$387.22
99-042		\$569.22	5/6/2005	SAN FRANCISCO PD	\$891.40
				15% - 11489	\$53.21
				CDAA	\$5.46
				DA OFFICE	\$78.03
				GENERAL FUND	\$130.98
99-049		\$752.04	5/6/2005	SAN FRANCISCO PD	\$301.54
				15% - 11489	\$71.36
				CDAA	\$7.32
				DA OFFICE	\$93.36
				GENERAL FUND	\$175.65
99-064		\$12,365.60	5/6/2005	SAN FRANCISCO PD	\$404.35
				15% - 11489	\$1,441.70
				CDAA	\$147.87
				DA OFFICE	\$1,508.51
				GENERAL FUND	\$3,548.79
99-081		\$1,747.58	5/6/2005	SAN FRANCISCO PD	\$5,718.73
				15% - 11489	\$170.39
				CDAA	\$17.48
				DA OFFICE	\$174.75
				GENERAL FUND	\$419.42
99-113		\$1,760.99	2/28/2005	SAN FRANCISCO PD	\$965.54
				15% - 11489	\$171.35
				CDAA	\$17.57
				DA OFFICE	\$179.28
				GENERAL FUND	\$421.79
99-124		\$765.14	5/6/2005	SAN FRANCISCO PD	\$971.00
				15% - 11489	\$73.70
				CDAA	\$7.56
				DA OFFICE	\$84.83



State of California
ASSET FORFEITURE REPORT - 2005

Table 3

Admin Number	Docket Number	Amount Forfeited	Date Disbursed	Recipient	Amount Disbursed
				GENERAL FUND	\$181.42
				SAN FRANCISCO PD	\$417.63
99-209		\$2,379.54	9/28/2005	15% - 11489	\$231.11
				CDA A	\$23.70
				DA OFFICE	\$246.24
				GENERAL FUND	\$568.88
				SAN FRANCISCO PD	\$1,309.61
99-242		\$1,585.37	6/22/2005	15% - 11489	\$153.08
				CDA A	\$15.70
				DA OFFICE	\$172.31
				GENERAL FUND	\$376.82
				SAN FRANCISCO PD	\$867.46
99-247		\$1,092.33	5/6/2005	15% - 11489	\$104.13
				CDA A	\$10.68
				DA OFFICE	\$131.14
				GENERAL FUND	\$256.32
				SAN FRANCISCO PD	\$590.06
99-256		\$5,321.42	6/22/2005	15% - 11489	\$517.85
				CDA A	\$53.11
				DA OFFICE	\$541.29
				GENERAL FUND	\$1,274.70
				SAN FRANCISCO PD	\$2,934.47
99-261		\$571.99	6/22/2005	15% - 11489	\$54.49
				CDA A	\$5.59
				DA OFFICE	\$69.01
				GENERAL FUND	\$134.13
				SAN FRANCISCO PD	\$308.77
99-279		\$1,711.01	3/7/2005	15% - 11489	\$165.91
				CDA A	\$17.02
				DA OFFICE	\$179.52
				GENERAL FUND	\$408.40
				SAN FRANCISCO PD	\$940.16
99-293		\$17,311.74	2/28/2005	15% - 11489	\$1,687.08
				CDA A	\$173.03
				DA OFFICE	\$1,738.68
				GENERAL FUND	\$4,152.82
				SAN FRANCISCO PD	\$9,560.13
99-313		\$1,209.10	5/6/2005	15% - 11489	\$116.99
				CDA A	\$12.00



State of California
ASSET FORFEITURE REPORT - 2005

Table 3

Admin Number	Docket Number	Amount Forfeited	Date Disbursed	Recipient	Amount Disbursed
				DA OFFICE	\$129.15
				GENERAL FUND	\$287.99
				SAN FRANCISCO PD	\$662.97
SAN FRANCISCO					\$806,200.32



State of California
ASSET FORFEITURE REPORT - 2005

Table 3

Admin Number	Docket Number	Amount Forfeited	Date Disbursed	Recipient	Amount Disbursed
SAN JOAQUIN					
AF01-0049	01-21251	\$496.54	1/26/2005	15% - 11489	\$48.41
				CDAA	\$4.97
				DA OFFICE	\$49.65
				GENERAL FUND	\$119.17
				STOCKTON PD	\$274.34
AF02-0030	02-17700	\$5,962.27	2/26/2005	15% - 11489	\$581.32
				CDAA	\$59.62
				DA OFFICE	\$596.23
				GENERAL FUND	\$1,430.94
				STOCKTON PD	\$3,294.16
AF02-0033	02-0103	\$5,456.06	3/25/2005	15% - 11489	\$531.97
				CDAA	\$54.56
				DA OFFICE	\$545.61
				GENERAL FUND	\$1,309.45
				TF SAN JOAQUIN CO NTF	\$3,014.47
AF02-0036	02-29096	\$779.98	2/24/2005	15% - 11489	\$76.05
				CDAA	\$7.80
				DA OFFICE	\$78.00
				GENERAL FUND	\$187.20
				STOCKTON PD	\$430.93
AF02-0040	02-6212	\$1,188.61	2/24/2005	15% - 11489	\$115.89
				CDAA	\$11.89
				DA OFFICE	\$118.86
				GENERAL FUND	\$285.27
				STOCKTON PD	\$656.70
AF02-0041	02-12035	\$1,225.14	2/14/2005	15% - 11489	\$119.45
				CDAA	\$12.25
				DA OFFICE	\$122.51
				GENERAL FUND	\$294.03
				STOCKTON PD	\$676.90
AF02-0042	02-13090	\$703.36	2/14/2005	15% - 11489	\$68.58
				CDAA	\$7.03
				DA OFFICE	\$70.34
				GENERAL FUND	\$168.81
				STOCKTON PD	\$388.60
AF02-0043	02-3107	\$603.73	2/24/2005	15% - 11489	\$58.86
				CDAA	\$6.04
				DA OFFICE	\$60.37



State of California
ASSET FORFEITURE REPORT - 2005

Table 3

Admin Number	Docket Number	Amount Forfeited	Date Disbursed	Recipient	Amount Disbursed
				GENERAL FUND	\$144.90
				STOCKTON PD	\$333.56
AF02-0044	02-40193	\$1,569.66	2/14/2005	15% - 11489	\$153.04
				CDA A	\$15.70
				DA OFFICE	\$156.97
				GENERAL FUND	\$376.72
				STOCKTON PD	\$867.23
AF02-0046	02-36214	\$1,034.80	2/14/2005	15% - 11489	\$100.89
				CDA A	\$10.35
				DA OFFICE	\$103.48
				GENERAL FUND	\$248.35
				STOCKTON PD	\$571.73
AF02-0048	02-32874	\$1,690.83	2/14/2005	15% - 11489	\$164.86
				CDA A	\$16.91
				DA OFFICE	\$169.08
				GENERAL FUND	\$405.80
				STOCKTON PD	\$934.18
AF02-0049	02-121	\$1,701.73	1/26/2005	15% - 11489	\$165.92
				CDA A	\$17.02
				DA OFFICE	\$170.17
				GENERAL FUND	\$408.42
				STOCKTON PD	\$940.20
AF02-0067	02-14931	\$2,229.75	6/10/2005	15% - 11489	\$535.14
				CDA A	\$22.30
				DA OFFICE	\$222.98
				GENERAL FUND	\$535.14
				LODI PD	\$914.19
AF03-0009	CV019617	\$2,379.79	5/19/2005	15% - 11489	\$232.03
				CDA A	\$23.80
				DA OFFICE	\$237.98
				GENERAL FUND	\$571.15
				TRACY PD	\$1,314.83
AF03-0012	CV019994	\$1,128.55	1/27/2005	15% - 11489	\$110.03
				CDA A	\$11.29
				DA OFFICE	\$112.86
				GENERAL FUND	\$270.85
				STOCKTON PD	\$623.52
AF03-0023	03-2184	\$365.74	1/11/2005	15% - 11489	\$35.66
				CDA A	\$3.66



State of California
ASSET FORFEITURE REPORT - 2005

Table 3

Admin Number	Docket Number	Amount Forfeited	Date Disbursed	Recipient	Amount Disbursed
				DA OFFICE	\$36.57
				GENERAL FUND	\$87.78
				TRACY PD	\$202.07
AF03-0034	03-5114	\$427.34	1/11/2005		
				15% - 11489	\$41.67
				CDA A	\$4.27
				DA OFFICE	\$42.73
				GENERAL FUND	\$102.56
				TRACY PD	\$236.11
AF03-0047	03-25563	\$504.83	6/3/2005		
				15% - 11489	\$121.16
				CDA A	\$5.05
				DA OFFICE	\$50.48
				GENERAL FUND	\$121.16
				MANTECA PD	\$206.98
AF03-0050	03-7486	\$9,643.56	1/12/2005		
				15% - 11489	\$940.25
				CDA A	\$96.44
				DA OFFICE	\$964.36
				GENERAL FUND	\$2,314.45
				TRACY PD	\$5,328.06
AF03-0054	CV022798	\$275.21	6/10/2005		
				15% - 11489	\$26.83
				CDA A	\$2.75
				DA OFFICE	\$27.52
				GENERAL FUND	\$66.05
				SAN JOAQUIN CO SO	\$152.06
AF04-0005	04-2653	\$2,958.99	1/12/2005		
				15% - 11489	\$288.50
				CDA A	\$29.59
				DA OFFICE	\$295.90
				GENERAL FUND	\$710.16
				SAN JOAQUIN CO SO	\$1,634.84
AF04-0006	04-1554	\$1,316.10	1/12/2005		
				15% - 11489	\$128.32
				CDA A	\$13.16
				DA OFFICE	\$131.61
				GENERAL FUND	\$315.86
				SAN JOAQUIN CO SO	\$727.15
AF04-0006\	04-1544	\$1,316.10	1/12/2005		
				15% - 11489	\$128.32
				CDA A	\$13.16
				DA OFFICE	\$131.61
				GENERAL FUND	\$315.86
				SAN JOAQUIN CO SO	\$727.15
AF04-0007	CV023124	\$911.65	6/10/2005		
				15% - 11489	\$88.89



State of California
ASSET FORFEITURE REPORT - 2005

Table 3

Admin Number	Docket Number	Amount Forfeited	Date Disbursed	Recipient	Amount Disbursed
				CDAA	\$9.12
				DA OFFICE	\$91.17
				ESCALON PD	\$503.67
				GENERAL FUND	\$218.80
AF04-0008	04-3972	\$1,261.11	1/12/2005		
				15% - 11489	\$122.96
				CDAA	\$12.61
				DA OFFICE	\$126.11
				GENERAL FUND	\$302.67
				SAN JOAQUIN CO SO	\$696.76
AF04-0009	CV023326	\$9,991.65	6/10/2005		
				15% - 11489	\$974.19
				CDAA	\$99.92
				DA OFFICE	\$999.17
				GENERAL FUND	\$2,398.00
				TF SAN JOAQUIN CO NTF	\$5,520.37
AF04-0010	04-10988	\$424.97	5/16/2005		
				15% - 11489	\$41.43
				CDAA	\$4.25
				DA OFFICE	\$42.50
				GENERAL FUND	\$101.99
				STOCKTON PD	\$234.80
AF04-0011	04-6767	\$586.53	3/1/2005		
				15% - 11489	\$57.19
				CDAA	\$5.87
				DA OFFICE	\$58.65
				GENERAL FUND	\$140.77
				STOCKTON PD	\$324.05
AF04-0015	04-174	\$1,619.03	5/16/2005		
				15% - 11489	\$157.86
				CDAA	\$16.19
				DA OFFICE	\$161.90
				ESCALON PD	\$894.51
				GENERAL FUND	\$388.57
AF04-0016	04-3318	\$231.82	3/1/2005		
				15% - 11489	\$22.60
				CDAA	\$2.32
				DA OFFICE	\$23.18
				GENERAL FUND	\$55.64
				LODI PD	\$128.08
AF04-0017	04-7206	\$3,552.03	4/22/2005		
				15% - 11489	\$346.32
				CDAA	\$35.52
				DA OFFICE	\$355.20
				GENERAL FUND	\$852.49
				MANTECA PD	\$1,962.50



State of California
ASSET FORFEITURE REPORT - 2005

Table 3

Admin Number	Docket Number	Amount Forfeited	Date Disbursed	Recipient	Amount Disbursed
AF04-0018	04-6723	\$745.82	5/16/2005	15% - 11489	\$179.00
				CDA A	\$7.46
				DA OFFICE	\$74.58
				GENERAL FUND	\$179.00
				MANTECA PD	\$305.78
AF04-0020	04-275	\$385.02	3/1/2005	15% - 11489	\$37.54
				CDA A	\$3.85
				DA OFFICE	\$38.50
				GENERAL FUND	\$92.40
				LODI PD	\$212.73
AF04-0021	04-205	\$3,286.03	3/1/2005	15% - 11489	\$320.39
				CDA A	\$32.86
				DA OFFICE	\$328.60
				GENERAL FUND	\$788.65
				LODI PD	\$1,815.53
AF04-0024	04-9607	\$936.86	4/22/2005	15% - 11489	\$91.34
				CDA A	\$9.37
				DA OFFICE	\$93.69
				GENERAL FUND	\$224.85
				MANTECA PD	\$517.61
AF04-0026	04-14223	\$363.78	4/22/2005	15% - 11489	\$35.47
				CDA A	\$3.64
				DA OFFICE	\$36.38
				GENERAL FUND	\$87.31
				STOCKTON PD	\$200.98
AF04-0027	04-23965	\$675.90	4/22/2005	15% - 11489	\$65.90
				CDA A	\$6.76
				DA OFFICE	\$67.59
				GENERAL FUND	\$162.22
				STOCKTON PD	\$373.43
AF04-0028	04-13023	\$7,134.81	3/1/2005	15% - 11489	\$695.64
				CDA A	\$71.35
				DA OFFICE	\$713.48
				GENERAL FUND	\$1,712.35
				STOCKTON PD	\$3,941.99
AF04-0030	04-16731	\$2,030.52	4/22/2005	15% - 11489	\$197.98
				CDA A	\$20.31
				DA OFFICE	\$203.05
				GENERAL FUND	\$487.32



State of California
ASSET FORFEITURE REPORT - 2005

Table 3

Admin Number	Docket Number	Amount Forfeited	Date Disbursed	Recipient	Amount Disbursed
AF04-0034	04-15637	\$521.63	6/27/2005	STOCKTON PD	\$1,121.86
				15% - 11489	\$50.86
				CDAA	\$5.22
				DA OFFICE	\$52.16
				GENERAL FUND	\$125.19
				TF SAN JOAQUIN CO NTF	\$288.20
AF04-0035	04-21398	\$540.86	3/1/2005	15% - 11489	\$52.73
				CDAA	\$5.41
				DA OFFICE	\$54.09
				GENERAL FUND	\$129.81
				STOCKTON PD	\$298.82
AF04-0037	04-31593	\$1,316.85	3/1/2005	15% - 11489	\$128.39
				CDAA	\$13.17
				DA OFFICE	\$131.69
				GENERAL FUND	\$316.04
				STOCKTON PD	\$727.56
AF04-0038	04-18124	\$9,618.10	6/27/2005	15% - 11489	\$937.76
				CDAA	\$96.18
				DA OFFICE	\$961.81
				GENERAL FUND	\$2,308.34
				STOCKTON PD	\$5,314.01
AF04-0039	04-30611	\$739.92	3/24/2005	15% - 11489	\$72.14
				CDAA	\$7.40
				DA OFFICE	\$73.99
				GENERAL FUND	\$177.58
				STOCKTON PD	\$408.81
AF04-0040	04-34518	\$811.09	3/1/2005	15% - 11489	\$79.08
				CDAA	\$8.11
				DA OFFICE	\$81.11
				GENERAL FUND	\$194.66
				STOCKTON PD	\$448.13
AF04-0041	04-36695	\$426.37	3/1/2005	15% - 11489	\$41.57
				CDAA	\$4.26
				DA OFFICE	\$42.64
				GENERAL FUND	\$102.33
				STOCKTON PD	\$235.57
AF04-0042	04-36710	\$501.52	3/1/2005	15% - 11489	\$48.90
				CDAA	\$5.02
				DA OFFICE	\$50.15



State of California
ASSET FORFEITURE REPORT - 2005

Table 3

Admin Number	Docket Number	Amount Forfeited	Date Disbursed	Recipient	Amount Disbursed
				GENERAL FUND	\$120.36
				STOCKTON PD	\$277.09
AF04-0044	04-20450	\$2,808.63	3/1/2005	15% - 11489	\$273.84
				CDA A	\$28.09
				DA OFFICE	\$280.86
				GENERAL FUND	\$674.07
				MANTECA PD	\$1,551.77
AF04-0045	04-19031	\$21,643.39	6/25/2005	15% - 11489	\$2,110.23
				CDA A	\$216.43
				DA OFFICE	\$2,164.34
				GENERAL FUND	\$5,194.41
				TF SAN JOAQUIN CO NTF	\$11,957.98
AF04-0047	04-7967	\$1,637.69	3/1/2005	15% - 11489	\$159.67
				CDA A	\$16.38
				DA OFFICE	\$163.77
				GENERAL FUND	\$393.05
				LODI PD	\$904.82
AF04-0054	04-7926	\$690.57	6/27/2005	15% - 11489	\$67.33
				CDA A	\$6.91
				DA OFFICE	\$69.06
				GENERAL FUND	\$165.74
				TRACY PD	\$381.53
AF04-0055	04-7502	\$584.85	6/27/2005	15% - 11489	\$57.02
				CDA A	\$5.85
				DA OFFICE	\$58.49
				GENERAL FUND	\$140.36
				TRACY PD	\$323.13
AF04-0056	04-7698	\$466.35	3/1/2005	15% - 11489	\$45.47
				CDA A	\$4.66
				DA OFFICE	\$46.64
				GENERAL FUND	\$111.92
				TRACY PD	\$257.66
AF04-0057	04-23887	\$1,018.76	6/10/2005	15% - 11489	\$99.33
				CDA A	\$10.19
				DA OFFICE	\$101.88
				GENERAL FUND	\$244.50
				SAN JOAQUIN CO SO	\$562.86
AF04-0059	04-41114	\$979.77	3/1/2005	15% - 11489	\$95.53
				CDA A	\$9.80



State of California
ASSET FORFEITURE REPORT - 2005

Table 3

Admin Number	Docket Number	Amount Forfeited	Date Disbursed	Recipient	Amount Disbursed
				DA OFFICE	\$97.98
				GENERAL FUND	\$235.14
				STOCKTON PD	\$541.32
AF04-0060	04-39775	\$1,096.46	2/24/2005	15% - 11489	\$106.90
				CDA A	\$10.96
				DA OFFICE	\$109.65
				GENERAL FUND	\$263.15
				STOCKTON PD	\$605.80
AF04-0061	89493	\$455.66	6/3/2005	15% - 11489	\$109.36
				CDA A	\$4.56
				DA OFFICE	\$45.57
				GENERAL FUND	\$109.36
				MANTECA PD	\$186.81
AF04-0066	89498	\$2,734.49	6/27/2005	15% - 11489	\$266.61
				CDA A	\$27.34
				DA OFFICE	\$273.45
				GENERAL FUND	\$656.28
				TF SAN JOAQUIN CO NTF	\$1,510.81
AF04-0068	89492	\$975.79	6/3/2005	15% - 11489	\$95.14
				CDA A	\$9.76
				DA OFFICE	\$97.58
				GENERAL FUND	\$234.19
				STOCKTON PD	\$539.12
AF04-0069	89490	\$1,315.31	6/3/2005	15% - 11489	\$128.24
				CDA A	\$13.15
				DA OFFICE	\$131.53
				GENERAL FUND	\$315.67
				STOCKTON PD	\$726.72
SAN JOAQUIN					\$129,980.26



State of California
ASSET FORFEITURE REPORT - 2005

Table 3

Admin Number	Docket Number	Amount Forfeited	Date Disbursed	Recipient	Amount Disbursed
SAN LUIS OBISPO					
04SO-119AF		\$700.00	3/30/2005	15% - 11489	\$68.25
				CDAA	\$7.00
				DA OFFICE	\$70.00
				GENERAL FUND	\$168.00
				SAN LUIS OBISPO CO SO	\$386.75
04SO-133AF		\$3,312.00	2/28/2005	15% - 11489	\$322.92
				CDAA	\$33.12
				DA OFFICE	\$331.20
				GENERAL FUND	\$794.88
				SAN LUIS OBISPO CO SO	\$1,829.88
04SO-143AF		\$2,322.00	2/23/2005	15% - 11489	\$226.39
				CDAA	\$23.22
				DA OFFICE	\$232.20
				GENERAL FUND	\$557.28
				SAN LUIS OBISPO CO SO	\$1,282.91
04SO-152AF		\$1,430.00	3/18/2005	15% - 11489	\$139.42
				CDAA	\$14.30
				DA OFFICE	\$143.00
				GENERAL FUND	\$343.20
				SAN LUIS OBISPO CO SO	\$790.08
05SO-017AF		\$2,999.92	2/27/2005	15% - 11489	\$292.50
				CDAA	\$30.00
				DA OFFICE	\$299.92
				GENERAL FUND	\$720.00
				SAN LUIS OBISPO CO SO	\$1,657.50
05SO-067AF		\$953.00	7/19/2005	15% - 11489	\$92.92
				CDAA	\$9.54
				DA OFFICE	\$95.30
				GENERAL FUND	\$228.72
				SAN LUIS OBISPO CO SO	\$526.52
05SO-077AF		\$950.00	7/25/2005	15% - 11489	\$92.62
				CDAA	\$9.50
				DA OFFICE	\$95.00
				GENERAL FUND	\$228.00
				SAN LUIS OBISPO CO SO	\$524.88
05SO-078AF		\$1,057.00	7/25/2005	15% - 11489	\$103.06
				CDAA	\$10.57
				DA OFFICE	\$105.70



State of California
ASSET FORFEITURE REPORT - 2005

Table 3

Admin Number	Docket Number	Amount Forfeited	Date Disbursed	Recipient	Amount Disbursed
				GENERAL FUND	\$253.68
				SAN LUIS OBISPO CO SO	\$583.99
05SO-082AF		\$1,090.00	7/25/2005	15% - 11489	\$106.27
				CDA A	\$10.90
				DA OFFICE	\$109.00
				GENERAL FUND	\$261.60
				SAN LUIS OBISPO CO SO	\$602.23
05SO-159AF		\$1,808.00	12/23/2005	15% - 11489	\$176.28
				CDA A	\$18.08
				DA OFFICE	\$180.80
				GENERAL FUND	\$433.92
				SAN LUIS OBISPO CO SO	\$998.92
SLOAF04-0064		\$1,223.31	9/21/2005	15% - 11489	\$119.27
				CDA A	\$12.23
				DA OFFICE	\$122.34
				GENERAL FUND	\$293.59
				TF SAN LUIS OBISPO CO	\$675.88
SLOAF04-0074		\$208.72	4/8/2005	15% - 11489	\$20.35
				CDA A	\$2.09
				DA OFFICE	\$20.87
				GENERAL FUND	\$50.09
				TF SAN LUIS OBISPO CO	\$115.32
SLOAF04-0084		\$571.83	5/18/2005	15% - 11489	\$55.75
				CDA A	\$5.72
				DA OFFICE	\$57.18
				GENERAL FUND	\$137.24
				TF SAN LUIS OBISPO CO	\$315.94
SLOAF04-0090		\$1,477.92	4/22/2005	15% - 11489	\$144.10
				CDA A	\$14.78
				DA OFFICE	\$147.79
				GENERAL FUND	\$354.70
				TF SAN LUIS OBISPO CO	\$816.55
SLOAF04-0094		\$10,052.10	3/29/2005	15% - 11489	\$980.08
				CDA A	\$100.52
				DA OFFICE	\$1,005.21
				GENERAL FUND	\$2,412.50
				TF SAN LUIS OBISPO CO	\$5,553.79
SLOAF04-0095		\$747.99	3/25/2005	15% - 11489	\$72.93
				CDA A	\$7.48



State of California
ASSET FORFEITURE REPORT - 2005

Table 3

Admin Number	Docket Number	Amount Forfeited	Date Disbursed	Recipient	Amount Disbursed
				DA OFFICE	\$74.80
				GENERAL FUND	\$179.52
				TF SAN LUIS OBISPO CO	\$413.26
SLOAF04-0102		\$586.16	5/18/2005		
				15% - 11489	\$57.15
				CDA A	\$5.86
				DA OFFICE	\$58.62
				GENERAL FUND	\$140.68
				TF SAN LUIS OBISPO CO	\$323.85
SLOAF05-0001		\$419.28	4/22/2005		
				15% - 11489	\$40.88
				CDA A	\$4.19
				DA OFFICE	\$41.93
				GENERAL FUND	\$100.63
				TF SAN LUIS OBISPO CO	\$231.65
SLOAF05-0005		\$1,804.10	4/1/2005		
				15% - 11489	\$175.90
				CDA A	\$18.04
				DA OFFICE	\$180.41
				GENERAL FUND	\$432.98
				TF SAN LUIS OBISPO CO	\$996.77
SLOAF05-0007		\$1,130.28	5/18/2005		
				15% - 11489	\$110.20
				CDA A	\$11.30
				DA OFFICE	\$113.03
				GENERAL FUND	\$271.27
				TF SAN LUIS OBISPO CO	\$624.48
SLOAF05-0014		\$26,648.61	9/20/2005		
				15% - 11489	\$2,598.24
				CDA A	\$266.49
				DA OFFICE	\$2,664.85
				GENERAL FUND	\$6,395.67
				TF SAN LUIS OBISPO CO	\$14,723.36
SLOAF05-0016		\$1,361.02	11/7/2005		
				15% - 11489	\$132.70
				CDA A	\$13.61
				DA OFFICE	\$136.11
				GENERAL FUND	\$326.64
				TF SAN LUIS OBISPO CO	\$751.96
SLOAF05-0050		\$623.24	10/12/2005		
				15% - 11489	\$60.77
				CDA A	\$6.23
				DA OFFICE	\$62.32
				GENERAL FUND	\$149.58
				TF SAN LUIS OBISPO CO	\$344.34
SLOAF05-0051		\$423.58	9/21/2005		
				15% - 11489	\$41.30



State of California
ASSET FORFEITURE REPORT - 2005

Table 3

Admin Number	Docket Number	Amount Forfeited	Date Disbursed	Recipient	Amount Disbursed
				CDAA	\$4.24
				DA OFFICE	\$42.35
				GENERAL FUND	\$101.66
				TF SAN LUIS OBISPO CO	\$234.03
SLOAF05-0053		\$609.50	10/12/2005		
				15% - 11489	\$59.43
				CDAA	\$6.10
				DA OFFICE	\$60.94
				GENERAL FUND	\$146.28
				TF SAN LUIS OBISPO CO	\$336.75
SLOAF05-0055		\$644.99	8/26/2005		
				15% - 11489	\$62.89
				CDAA	\$6.45
				DA OFFICE	\$64.49
				GENERAL FUND	\$154.80
				TF SAN LUIS OBISPO CO	\$356.36
SLOAF05-0068		\$528.93	10/19/2005		
				15% - 11489	\$51.57
				CDAA	\$5.29
				DA OFFICE	\$52.90
				GENERAL FUND	\$126.94
				TF SAN LUIS OBISPO CO	\$292.23
SLOAF050006A		\$2,302.46	8/19/2005		
				15% - 11489	\$224.49
				CDAA	\$23.02
				DA OFFICE	\$230.25
				GENERAL FUND	\$552.59
				TF SAN LUIS OBISPO CO	\$1,272.11
SLOAF050006B		\$990.70	8/19/2005		
				15% - 11489	\$96.59
				CDAA	\$9.91
				DA OFFICE	\$99.07
				GENERAL FUND	\$237.77
				TF SAN LUIS OBISPO CO	\$547.36
SLOAF050006C		\$1,352.52	8/26/2005		
				15% - 11489	\$131.87
				CDAA	\$13.53
				DA OFFICE	\$135.25
				GENERAL FUND	\$324.60
				TF SAN LUIS OBISPO CO	\$747.27
SLOAF050045A		\$6,329.59	10/14/2005		
				15% - 11489	\$617.14
				CDAA	\$63.30
				DA OFFICE	\$632.95
				GENERAL FUND	\$1,519.10
				TF SAN LUIS OBISPO CO	\$3,497.10



State of California
ASSET FORFEITURE REPORT - 2005

Table 3

Admin Number	Docket Number	Amount Forfeited	Date Disbursed	Recipient	Amount Disbursed
SLOAF050045B		\$20,911.08	6/27/2005		
				15% - 11489	\$2,038.83
				CDA	\$209.11
				DA OFFICE	\$2,091.11
				GENERAL FUND	\$5,018.66
				TF SAN LUIS OBISPO CO	\$11,553.37
SAN LUIS OBISPO					\$97,569.83



State of California
ASSET FORFEITURE REPORT - 2005

Table 3

Admin Number	Docket Number	Amount Forfeited	Date Disbursed	Recipient	Amount Disbursed
SAN MATEO					
1478		\$911.78	7/20/2005	CDA DA OFFICE GENERAL FUND PACIFICA PD	\$8.66 \$132.13 \$207.90 \$563.09
1556	SF299430	\$2,811.69	5/23/2005	CDA DA OFFICE EAST PALO ALTO PD GENERAL FUND	\$28.11 \$281.18 \$1,827.59 \$674.81
1790	SF309350	\$543.76	5/23/2005	CDA DA OFFICE EAST PALO ALTO PD GENERAL FUND	\$5.44 \$54.38 \$353.44 \$130.50
1849	417250	\$22,777.31	1/7/2005	CDA DA OFFICE GENERAL FUND TF SAN MATEO CO NTF	\$227.77 \$2,277.73 \$5,466.56 \$14,805.25
1898		\$107,784.97	3/29/2005	CDA DA OFFICE GENERAL FUND SAN FRANCISCO PD TF SAN MATEO CO NTF	\$1,077.85 \$10,778.50 \$25,868.39 \$35,030.11 \$35,030.12
1944		\$54,149.92	1/7/2005	CDA DA OFFICE GENERAL FUND TF SAN MATEO CO NTF	\$541.50 \$5,414.99 \$12,995.98 \$35,197.45
1975	NF330958	\$15,872.14	10/12/2005	CDA DA OFFICE GENERAL FUND SAN FRANCISCO PD TF SAN MATEO CO NTF	\$158.72 \$1,587.22 \$3,809.31 \$5,158.44 \$5,158.45
1991	NF333743A	\$2,902.01	9/20/2005	CDA DA OFFICE GENERAL FUND TF SAN MATEO CO NTF	\$28.62 \$325.88 \$686.97 \$1,860.54
2001	NF334694A	\$5,154.78	12/15/2005	CDA DA OFFICE GENERAL FUND	\$49.08 \$737.46 \$1,177.95



State of California
ASSET FORFEITURE REPORT - 2005

Table 3

Admin Number	Docket Number	Amount Forfeited	Date Disbursed	Recipient	Amount Disbursed
2029	SC56745	\$1,156.84	1/7/2005	SOUTH SAN FRANCISCO PD	\$3,190.29
				CDA A	\$11.57
				DA OFFICE	\$115.68
				GENERAL FUND	\$277.64
				TF SAN MATEO CO NTF	\$751.95
2034	SF334666A	\$223,844.37	8/5/2005		
				CDA A	\$2,234.33
				DA OFFICE	\$23,211.75
				GENERAL FUND	\$53,623.93
				TF SAN MATEO CO NTF	\$43,112.33
				TF SANTA CRUZ CO NET	\$101,662.03
2035	PENDING	\$1,686.67	1/7/2005		
				CDA A	\$16.68
				DA OFFICE	\$185.56
				GENERAL FUND	\$400.29
				TF SAN MATEO CO NTF	\$1,084.14
2038	SC51894A	\$2,100.35	2/18/2005		
				CDA A	\$21.00
				DA OFFICE	\$210.04
				GENERAL FUND	\$504.09
				SOUTH SAN FRANCISCO PD	\$1,365.22
2039	SC57209A	\$1,423.60	2/18/2005		
				CDA A	\$14.23
				DA OFFICE	\$142.36
				GENERAL FUND	\$341.67
				SOUTH SAN FRANCISCO PD	\$925.34
2040	NF342494A	\$2,502.66	2/18/2005		
				CDA A	\$25.03
				DA OFFICE	\$250.27
				GENERAL FUND	\$600.64
				SOUTH SAN FRANCISCO PD	\$1,626.72
2042	SC55301	\$919.89	1/7/2005		
				CDA A	\$9.20
				DA OFFICE	\$91.99
				GENERAL FUND	\$220.77
				TF SAN MATEO CO NTF	\$597.93
2043		\$465.21	2/18/2005		
				CDA A	\$4.65
				DA OFFICE	\$46.52
				GENERAL FUND	\$111.65
				TF SAN MATEO CO NTF	\$302.39
2044	SC57256A	\$4,237.42	2/18/2005		
				CDA A	\$42.37
				DA OFFICE	\$423.74
				GENERAL FUND	\$1,016.98
				MENLO PARK PD	\$2,754.33



State of California
ASSET FORFEITURE REPORT - 2005

Table 3

Admin Number	Docket Number	Amount Forfeited	Date Disbursed	Recipient	Amount Disbursed
2045	SF333999	\$512.22	2/18/2005	CDA DA OFFICE GENERAL FUND MENLO PARK PD	\$5.12 \$51.22 \$122.93 \$332.95
2048	SC57317A	\$1,168.58	2/18/2005	CDA DA OFFICE GENERAL FUND TF SAN MATEO CO NTF	\$11.69 \$116.86 \$280.46 \$759.57
2049	NF342030A	\$4,059.66	2/18/2005	CDA DA OFFICE GENERAL FUND PACIFICA PD	\$40.60 \$405.97 \$974.32 \$2,638.77
2050	PENDING	\$1,702.10	2/18/2005	CDA DA OFFICE EAST PALO ALTO PD GENERAL FUND	\$17.02 \$170.21 \$1,106.37 \$408.50
2051	PENDING	\$3,730.98	5/10/2005	CDA DA OFFICE GENERAL FUND TF SAN MATEO CO NTF	\$37.17 \$385.86 \$892.03 \$2,415.92
2052	NF342755	\$912.02	2/18/2005	CDA DA OFFICE DALY CITY PD GENERAL FUND	\$9.12 \$91.20 \$592.82 \$218.88
2053	NF342981B	\$1,062.93	2/18/2005	CDA DA OFFICE DALY CITY PD GENERAL FUND	\$10.63 \$106.29 \$690.91 \$255.10
2054	SF336019B	\$3,065.78	2/18/2005	CDA DA OFFICE GENERAL FUND TF SAN MATEO CO NTF	\$30.66 \$306.58 \$735.79 \$1,992.75
2055	SF336019A	\$628.60	2/18/2005	CDA DA OFFICE GENERAL FUND TF SAN MATEO CO NTF	\$6.29 \$62.86 \$150.86 \$408.59
2056		\$1,833.79	1/7/2005	CDA	\$18.34



State of California
ASSET FORFEITURE REPORT - 2005

Table 3

Admin Number	Docket Number	Amount Forfeited	Date Disbursed	Recipient	Amount Disbursed
				DA OFFICE	\$183.38
				GENERAL FUND	\$440.11
				TF SAN MATEO CO NTF	\$1,191.96
2058	NF343607A	\$564.18	5/20/2005		
				CDA A	\$5.60
				DA OFFICE	\$60.32
				GENERAL FUND	\$134.37
				TF SAN MATEO CO NTF	\$363.89
2059	NF343642	\$3,195.38	3/29/2005		
				CDA A	\$31.95
				DA OFFICE	\$319.54
				GENERAL FUND	\$766.89
				TF SAN MATEO CO NTF	\$2,077.00
2060	NF344083	\$903.26	12/16/2005		
				CDA A	\$8.14
				DA OFFICE	\$170.13
				GENERAL FUND	\$195.50
				SOUTH SAN FRANCISCO PD	\$529.49
2062	SC57423A	\$3,552.18	4/27/2005		
				CDA A	\$35.52
				DA OFFICE	\$355.22
				DALY CITY PD	\$2,308.92
				GENERAL FUND	\$852.52
2063	SC56803A	\$2,598.36	4/27/2005		
				CDA A	\$25.99
				DA OFFICE	\$259.84
				DALY CITY PD	\$1,688.92
				GENERAL FUND	\$623.61
2064	NF341339A	\$4,952.11	12/16/2005		
				CDA A	\$49.52
				DA OFFICE	\$495.21
				GENERAL FUND	\$1,188.51
				SOUTH SAN FRANCISCO PD	\$3,218.87
2066	PENDING	\$3,954.02	3/29/2005		
				CDA A	\$39.54
				DA OFFICE	\$395.40
				GENERAL FUND	\$948.96
				MENLO PARK PD	\$2,570.12
2067	SC57589A	\$934.62	4/27/2005		
				CDA A	\$9.35
				DA OFFICE	\$93.46
				GENERAL FUND	\$224.30
				MENLO PARK PD	\$607.51
2068	PENDING	\$3,482.26	12/16/2005		
				CDA A	\$34.82
				DA OFFICE	\$348.23
				GENERAL FUND	\$835.74



State of California
ASSET FORFEITURE REPORT - 2005

Table 3

Admin Number	Docket Number	Amount Forfeited	Date Disbursed	Recipient	Amount Disbursed
2070		\$12,087.45	7/8/2005	SOUTH SAN FRANCISCO PD	\$2,263.47
				CDA A	\$120.88
				DA OFFICE	\$1,208.74
				GENERAL FUND	\$2,900.98
				TF SAN MATEO CO NTF	\$7,856.85
2071	SC52805	\$2,441.68	4/27/2005		
				CDA A	\$24.42
				DA OFFICE	\$244.17
				GENERAL FUND	\$586.00
				SOUTH SAN FRANCISCO PD	\$1,587.09
2072	PENDING	\$2,081.08	6/15/2005		
				CDA A	\$20.81
				DA OFFICE	\$208.11
				GENERAL FUND	\$499.46
				SOUTH SAN FRANCISCO PD	\$1,352.70
2073	PENDING	\$534.69	6/15/2005		
				CDA A	\$5.35
				DA OFFICE	\$53.47
				DALY CITY PD	\$347.55
				GENERAL FUND	\$128.32
2074	PENDING	\$18,177.22	7/8/2005		
				CDA A	\$180.12
				DA OFFICE	\$1,965.87
				GENERAL FUND	\$4,323.03
				US ALCOHOL TOBACCO FIRE	\$11,708.20
2075	PENDING	\$6,479.79	6/15/2005		
				CDA A	\$64.80
				DA OFFICE	\$647.98
				GENERAL FUND	\$1,555.15
				SOUTH SAN FRANCISCO PD	\$4,211.86
2077	SF338083	\$5,659.41	7/8/2005		
				CDA A	\$56.60
				DA OFFICE	\$565.94
				GENERAL FUND	\$1,358.26
				REDWOOD CITY PD	\$3,678.61
2078	SF338055	\$1,461.28	7/8/2005		
				CDA A	\$14.62
				DA OFFICE	\$146.13
				GENERAL FUND	\$350.71
				SAN CARLOS PD	\$569.89
				TF SAN MATEO CO NTF	\$379.93
2079	SF338077A	\$1,993.99	5/23/2005		
				CDA A	\$19.93
				DA OFFICE	\$200.55
				GENERAL FUND	\$478.25
				PLEASANTON PD	\$777.16



State of California
ASSET FORFEITURE REPORT - 2005

Table 3

Admin Number	Docket Number	Amount Forfeited	Date Disbursed	Recipient	Amount Disbursed
2080	SF337929A	\$1,011.20	7/8/2005	SAN MATEO CO SO	\$518.10
				CDA	\$10.11
				DA OFFICE	\$101.12
				GENERAL FUND	\$242.69
				MENLO PARK PD	\$657.28
2083	SC058457A	\$10,780.29	7/8/2005		
				CDA	\$107.81
				DA OFFICE	\$1,078.03
				GENERAL FUND	\$2,587.27
				TF SAN MATEO CO NTF	\$7,007.18
2084	SC347009A	\$4,591.39	7/8/2005		
				CDA	\$45.92
				DA OFFICE	\$459.14
				GENERAL FUND	\$1,101.94
				SAN FRANCISCO CO DA	\$1,492.19
				US ALCOHOL TOBACCO FIRE	\$1,492.20
2085	NF345256	\$2,513.20	10/12/2005		
				CDA	\$0.00
				DA OFFICE	\$2,513.20
				GENERAL FUND	\$0.00
2086	SF338873	\$3,441.20	8/31/2005		
				CDA	\$34.40
				DA OFFICE	\$344.75
				GENERAL FUND	\$825.72
				SAN FRANCISCO PD	\$1,118.17
				TF SAN MATEO CO NTF	\$1,118.16
2088	SC058369A	\$1,703.35	12/16/2005		
				CDA	\$16.96
				DA OFFICE	\$177.01
				GENERAL FUND	\$407.02
				MENLO PARK PD	\$1,102.36
2091	NF347653	\$623.35	8/19/2005		
				CDA	\$6.23
				DA OFFICE	\$62.33
				DALY CITY PD	\$202.60
				GENERAL FUND	\$149.60
				TF SAN MATEO CO NTF	\$202.59
2094	SC57562B	\$123.96	8/19/2005		
				CDA	\$1.24
				DA OFFICE	\$12.39
				GENERAL FUND	\$29.75
				SOUTH SAN FRANCISCO PD	\$80.58
2095	SC57562A	\$207.45	8/19/2005		
				CDA	\$2.07
				DA OFFICE	\$20.74
				GENERAL FUND	\$49.79



State of California
ASSET FORFEITURE REPORT - 2005

Table 3

Admin Number	Docket Number	Amount Forfeited	Date Disbursed	Recipient	Amount Disbursed
2096	315617	\$1,770.99	9/20/2005	SOUTH SAN FRANCISCO PD	\$134.85
				CDA A	\$17.70
				DA OFFICE	\$177.76
				GENERAL FUND	\$424.85
				TF SAN MATEO CO NTF	\$1,150.68
2098	SC52805	\$1,927.27	11/22/2005		
				CDA A	\$19.27
				DA OFFICE	\$192.72
				GENERAL FUND	\$462.55
				SOUTH SAN FRANCISCO PD	\$1,252.73
2100		\$381.76	9/20/2005		
				CDA A	\$3.81
				DA OFFICE	\$39.02
				GENERAL FUND	\$91.40
				SAN BRUNO PD	\$247.53
2101	51593A	\$603.32	9/20/2005		
				CDA A	\$6.03
				DA OFFICE	\$60.81
				GENERAL FUND	\$144.67
				TF SAN MATEO CO NTF	\$391.81
2102	NF349374A	\$567.97	11/4/2005		
				BROADMOOR PD	\$123.06
				CDA A	\$5.68
				DA OFFICE	\$56.80
				GENERAL FUND	\$136.31
				SAN FRANCISCO PD	\$123.06
				TF SAN MATEO CO NTF	\$123.06
2103	NF349374B	\$7,729.71	11/4/2005		
				BROADMOOR PD	\$1,708.26
				CDA A	\$77.30
				DA OFFICE	\$772.97
				GENERAL FUND	\$1,855.13
				SAN FRANCISCO PD	\$1,658.03
				TF SAN MATEO CO NTF	\$1,658.02
2104	SC58856A	\$1,937.31	11/4/2005		
				CDA A	\$19.38
				DA OFFICE	\$193.73
				GENERAL FUND	\$464.95
				SAN MATEO PD	\$1,259.25
2108	SC058991	\$1,149.64	12/15/2005		
				CDA A	\$11.50
				DA OFFICE	\$114.96
				GENERAL FUND	\$275.91
				SAN MATEO PD	\$747.27
2111	NF349461	\$554.17	11/4/2005		
				CDA A	\$5.54



State of California
ASSET FORFEITURE REPORT - 2005

Table 3

Admin Number	Docket Number	Amount Forfeited	Date Disbursed	Recipient	Amount Disbursed
				DA OFFICE	\$55.42
				GENERAL FUND	\$133.00
				SOUTH SAN FRANCISCO PD	\$360.21
2112	NF350165A	\$1,474.31	11/22/2005		
				CDA A	\$14.74
				DA OFFICE	\$147.43
				GENERAL FUND	\$353.84
				SOUTH SAN FRANCISCO PD	\$958.30
2115	NF349978A	\$800.27	11/22/2005		
				CDA A	\$8.00
				DA OFFICE	\$80.03
				GENERAL FUND	\$192.07
				TF SAN MATEO CO NTF	\$520.17
2116	SF340520A	\$699.68	12/15/2005		
				CDA A	\$6.99
				DA OFFICE	\$69.97
				GENERAL FUND	\$167.93
				TF SAN MATEO CO NTF	\$454.79
SAN MATEO					\$589,566.78



State of California
ASSET FORFEITURE REPORT - 2005

Table 3

Admin Number	Docket Number	Amount Forfeited	Date Disbursed	Recipient	Amount Disbursed
SANTA BARBARA					
03-7394		\$5,576.48	12/31/2005	CDA DA OFFICE GENERAL FUND SANTA BARBARA CO SO	\$55.76 \$557.65 \$1,338.36 \$3,624.71
03-7441		\$2,744.69	3/31/2005	CDA DA OFFICE GENERAL FUND SANTA BARBARA PD	\$27.45 \$274.46 \$658.73 \$1,784.05
04-12220		\$1,013.47	3/31/2005	CDA DA OFFICE GENERAL FUND SANTA BARBARA CO SO	\$10.13 \$101.35 \$243.23 \$658.76
04-12363		\$1,484.06	3/31/2005	CDA DA OFFICE GENERAL FUND SANTA BARBARA CO SO	\$14.84 \$148.41 \$356.17 \$964.64
04-14767		\$1,035.55	9/30/2005	CDA DA OFFICE GENERAL FUND SANTA BARBARA CO SO	\$10.36 \$103.55 \$248.53 \$673.11
04-15352		\$601.39	3/31/2005	CDA DA OFFICE GENERAL FUND SANTA BARBARA CO SO	\$6.01 \$60.15 \$144.33 \$390.90
04-16602		\$3,243.52	3/31/2005	CDA DA OFFICE GENERAL FUND SANTA BARBARA CO SO	\$32.44 \$324.35 \$778.44 \$2,108.29
04-16845		\$29,838.06	6/30/2005	CDA DA OFFICE GENERAL FUND SANTA BARBARA CO SO	\$298.38 \$2,983.81 \$7,161.13 \$19,394.74
04-17253		\$7,592.88	3/31/2005	CDA DA OFFICE GENERAL FUND SANTA BARBARA CO SO	\$75.93 \$759.29 \$1,822.29 \$4,935.37



State of California
ASSET FORFEITURE REPORT - 2005

Table 3

Admin Number	Docket Number	Amount Forfeited	Date Disbursed	Recipient	Amount Disbursed
04-18703		\$584.94	3/31/2005	CDA DA OFFICE GENERAL FUND SANTA BARBARA CO SO	\$5.85 \$58.49 \$140.39 \$380.21
04-21171		\$2,278.85	9/30/2005	CDA DA OFFICE GENERAL FUND SANTA BARBARA CO SO	\$22.79 \$227.89 \$546.92 \$1,481.25
04-25746		\$4,081.18	3/31/2005	CDA DA OFFICE GENERAL FUND SANTA BARBARA PD	\$40.81 \$408.12 \$979.48 \$2,652.77
04-27139		\$5,030.61	6/30/2005	CDA DA OFFICE GENERAL FUND SANTA BARBARA PD	\$50.31 \$503.05 \$1,207.35 \$3,269.90
04-27515		\$6,712.69	6/30/2005	CDA DA OFFICE GENERAL FUND SANTA BARBARA PD	\$67.13 \$671.26 \$1,611.05 \$4,363.25
04-28969		\$6,201.28	6/30/2005	CDA DA OFFICE GENERAL FUND SANTA BARBARA PD	\$62.01 \$620.13 \$1,488.31 \$4,030.83
04-31843		\$1,914.28	6/30/2005	CDA DA OFFICE GENERAL FUND SANTA BARBARA PD	\$19.14 \$191.43 \$459.43 \$1,244.28
04-31926		\$1,391.28	6/30/2005	CDA DA OFFICE GENERAL FUND SANTA BARBARA PD	\$13.91 \$139.13 \$333.91 \$904.33
04-6273		\$17,948.32	9/30/2005	CDA DA OFFICE GENERAL FUND SANTA BARBARA CO SO	\$179.48 \$1,794.83 \$4,307.60 \$11,666.41
0407-1860		\$4,489.00	3/31/2005	CDA	\$44.89



State of California
ASSET FORFEITURE REPORT - 2005

Table 3

Admin Number	Docket Number	Amount Forfeited	Date Disbursed	Recipient	Amount Disbursed
				DA OFFICE	\$448.90
				GENERAL FUND	\$1,077.36
				LOMPOC PD	\$2,917.85
0408-1187		\$4,906.40	12/31/2005		
				CDA A	\$49.06
				DA OFFICE	\$490.64
				GENERAL FUND	\$1,177.54
				LOMPOC PD	\$3,189.16
0411-1962		\$932.61	9/30/2005		
				CDA A	\$9.33
				DA OFFICE	\$93.25
				GENERAL FUND	\$223.83
				LOMPOC PD	\$606.20
0412-0642		\$414.66	12/31/2005		
				CDA A	\$4.15
				DA OFFICE	\$41.46
				GENERAL FUND	\$99.52
				LOMPOC PD	\$269.53
04R06253		\$9,125.00	3/31/2005		
				CDA A	\$91.25
				DA OFFICE	\$912.50
				GENERAL FUND	\$2,190.00
				SANTA MARIA PD	\$5,931.25
04R08059		\$10,502.06	3/31/2005		
				CDA A	\$105.02
				DA OFFICE	\$1,050.21
				GENERAL FUND	\$2,520.49
				SANTA MARIA PD	\$6,826.34
04R13247		\$1,810.15	3/31/2005		
				CDA A	\$18.10
				DA OFFICE	\$181.01
				GENERAL FUND	\$434.44
				SANTA MARIA PD	\$1,176.60
04R13968		\$1,112.81	6/30/2005		
				CDA A	\$11.13
				DA OFFICE	\$111.28
				GENERAL FUND	\$267.07
				SANTA MARIA PD	\$723.33
04R15802		\$4,781.50	3/31/2005		
				CDA A	\$47.82
				DA OFFICE	\$478.14
				GENERAL FUND	\$1,147.56
				SANTA MARIA PD	\$3,107.98
05-0840		\$5,530.63	12/31/2005		
				CDA A	\$55.31
				DA OFFICE	\$553.06
				GENERAL FUND	\$1,327.35



State of California
ASSET FORFEITURE REPORT - 2005

Table 3

Admin Number	Docket Number	Amount Forfeited	Date Disbursed	Recipient	Amount Disbursed
05-10641		\$10,243.25	12/31/2005	GUADALUPE PD	\$3,594.91
				CDA A	\$102.43
				DA OFFICE	\$1,024.33
				GENERAL FUND	\$2,458.38
				SANTA BARBARA PD	\$6,658.11
05-12540		\$1,507.89	12/31/2005		
				CDA A	\$15.08
				DA OFFICE	\$150.79
				GENERAL FUND	\$361.89
				SANTA BARBARA CO SO	\$980.13
05-13031		\$6,641.23	12/31/2005		
				CDA A	\$66.41
				DA OFFICE	\$664.12
				GENERAL FUND	\$1,593.90
				SANTA BARBARA CO SO	\$4,316.80
05-14331		\$820.78	12/31/2005		
				CDA A	\$8.21
				DA OFFICE	\$82.07
				GENERAL FUND	\$196.99
				SANTA BARBARA CO SO	\$533.51
05-14676		\$1,201.65	12/31/2005		
				CDA A	\$12.02
				DA OFFICE	\$120.16
				GENERAL FUND	\$288.40
				SANTA BARBARA CO SO	\$781.07
05-2799		\$903.25	6/30/2005		
				CDA A	\$9.03
				DA OFFICE	\$90.33
				GENERAL FUND	\$216.78
				SANTA BARBARA CO SO	\$587.11
05-2888		\$5,531.00	12/31/2005		
				CDA A	\$55.31
				DA OFFICE	\$553.10
				GENERAL FUND	\$1,327.44
				SANTA BARBARA PD	\$3,595.15
05-4343		\$6,142.92	9/30/2005		
				CDA A	\$61.43
				DA OFFICE	\$614.29
				GENERAL FUND	\$1,474.30
				SANTA BARBARA CO SO	\$3,992.90
05-7613		\$740.14	12/31/2005		
				CDA A	\$7.40
				DA OFFICE	\$74.02
				GENERAL FUND	\$177.63
				SANTA BARBARA CO SO	\$481.09



State of California
ASSET FORFEITURE REPORT - 2005

Table 3

Admin Number	Docket Number	Amount Forfeited	Date Disbursed	Recipient	Amount Disbursed
0502-0339		\$8,564.30	9/30/2005	CDA DA OFFICE GENERAL FUND LOMPOC PD	\$85.64 \$856.43 \$2,055.43 \$5,566.80
05R00443		\$883.85	9/30/2005	CDA DA OFFICE GENERAL FUND SANTA MARIA PD	\$8.84 \$88.39 \$212.12 \$574.50
05R01137		\$1,026.86	9/30/2005	CDA DA OFFICE GENERAL FUND SANTA MARIA PD	\$10.27 \$102.68 \$246.45 \$667.46
05R01482		\$2,191.15	12/31/2005	CDA DA OFFICE GENERAL FUND SANTA MARIA PD	\$21.91 \$219.11 \$525.88 \$1,424.25
05R02924		\$483.02	9/30/2005	CDA DA OFFICE GENERAL FUND SANTA MARIA PD	\$4.83 \$48.31 \$115.92 \$313.96
05R03891		\$1,487.69	9/30/2005	CDA DA OFFICE GENERAL FUND SANTA MARIA PD	\$14.88 \$148.76 \$357.05 \$967.00
05R05228		\$10,639.39	9/30/2005	CDA DA OFFICE GENERAL FUND SANTA MARIA PD	\$106.39 \$1,063.95 \$2,553.45 \$6,915.60
05R09008		\$3,199.93	9/30/2005	CDA DA OFFICE GENERAL FUND SANTA MARIA PD	\$32.00 \$320.00 \$767.98 \$2,079.95

SANTA BARBARA **\$205,086.65**



State of California
ASSET FORFEITURE REPORT - 2005

Table 3

Admin Number	Docket Number	Amount Forfeited	Date Disbursed	Recipient	Amount Disbursed
SANTA CLARA					
AF 01-0018		\$4,867.81	7/18/2005	CDA A	\$48.68
				DA OFFICE	\$486.79
				GENERAL FUND	\$1,168.27
				MILPITAS PD	\$2,689.46
				SC CO SPEC FUND	\$474.61
AF 02-0044A		\$948.06	3/8/2005	CDA A	\$9.48
				DA OFFICE	\$94.80
				GENERAL FUND	\$227.53
				SC CO SPEC FUND	\$92.44
				TF S SANTA CLARA/SBENITO	\$523.81
AF 02-0063		\$696.34	6/24/2005	CDA A	\$6.96
				DA OFFICE	\$69.62
				GENERAL FUND	\$167.12
				SC CO SPEC FUND	\$67.90
				TF SCCSET	\$384.74
AF 03-0027		\$3,766.04	1/19/2005	CDA A	\$37.66
				DA OFFICE	\$376.61
				GENERAL FUND	\$903.85
				SC CO SPEC FUND	\$367.19
				TF S SANTA CLARA/SBENITO	\$2,080.73
AF 03-0027A		\$13,710.10	1/19/2005	CDA A	\$137.10
				DA OFFICE	\$1,371.02
				GENERAL FUND	\$3,290.42
				SC CO SPEC FUND	\$1,336.74
				TF S SANTA CLARA/SBENITO	\$7,574.82
AF 03-0033A		\$2,254.68	6/8/2005	CDA A	\$22.55
				DA OFFICE	\$225.45
				GENERAL FUND	\$541.12
				SAN JOSE PD	\$1,245.72
				SC CO SPEC FUND	\$219.84
AF 03-0072		\$1,569.65	3/8/2005	CDA A	\$15.70
				DA OFFICE	\$156.97
				GENERAL FUND	\$376.72
				SANTA CLARA CO SO	\$867.22
				SC CO SPEC FUND	\$153.04
AF 04-0012		\$1,284.39	3/25/2005	CDA A	\$12.84
				DA OFFICE	\$128.45
				GENERAL FUND	\$308.25



State of California
ASSET FORFEITURE REPORT - 2005

Table 3

Admin Number	Docket Number	Amount Forfeited	Date Disbursed	Recipient	Amount Disbursed
				SANTA CLARA PD	\$709.62
				SC CO SPEC FUND	\$125.23
AF 04-0044		\$4,910.06	1/28/2005		
				CDAA	\$49.10
				DA OFFICE	\$491.02
				GENERAL FUND	\$1,178.41
				SAN JOSE PD	\$2,712.80
				SC CO SPEC FUND	\$478.73
AF 04-0058		\$5,530.77	3/25/2005		
				CDAA	\$55.31
				DA OFFICE	\$553.09
				GENERAL FUND	\$1,327.38
				SANTA CLARA PD	\$3,055.74
				SC CO SPEC FUND	\$539.25
AF 04-0060A		\$3,305.54	7/29/2005		
				CDAA	\$33.06
				DA OFFICE	\$330.55
				GENERAL FUND	\$793.33
				SANTA CLARA PD	\$1,826.31
				SC CO SPEC FUND	\$322.29
AF 04-0076		\$1,907.02	3/9/2005		
				CDAA	\$19.07
				DA OFFICE	\$190.71
				GENERAL FUND	\$457.68
				SAN JOSE PD	\$1,053.62
				SC CO SPEC FUND	\$185.94
AF 04-0080B		\$2,326.40	6/10/2005		
				CDAA	\$23.26
				DA OFFICE	\$232.63
				GENERAL FUND	\$558.34
				SAN JOSE PD	\$1,285.34
				SC CO SPEC FUND	\$226.83
AF 04-0083		\$844.28	4/25/2005		
				CDAA	\$8.44
				DA OFFICE	\$84.45
				GENERAL FUND	\$202.63
				MOUNTAIN VIEW PD	\$466.45
				SC CO SPEC FUND	\$82.31
AF 04-0083A		\$2,240.84	4/25/2005		
				CDAA	\$22.41
				DA OFFICE	\$224.09
				GENERAL FUND	\$537.80
				MOUNTAIN VIEW PD	\$1,238.06
				SC CO SPEC FUND	\$218.48
AF 04-0088		\$10,679.89	2/17/2005		
				CDAA	\$106.80
				DA OFFICE	\$1,068.00



State of California
ASSET FORFEITURE REPORT - 2005

Table 3

Admin Number	Docket Number	Amount Forfeited	Date Disbursed	Recipient	Amount Disbursed
				GENERAL FUND	\$2,563.17
				SAN JOSE PD	\$5,900.63
				SC CO SPEC FUND	\$1,041.29
AF 04-0098		\$4,287.58	3/3/2005		
				CDA A	\$42.88
				DA OFFICE	\$428.77
				GENERAL FUND	\$1,029.02
				SAN JOSE PD	\$2,368.88
				SC CO SPEC FUND	\$418.03
AF 04-0100A		\$1,496.43	4/25/2005		
				CDA A	\$14.96
				DA OFFICE	\$149.66
				GENERAL FUND	\$359.14
				MOUNTAIN VIEW PD	\$826.77
				SC CO SPEC FUND	\$145.90
AF 04-0100B		\$1,054.40	4/25/2005		
				CDA A	\$10.54
				DA OFFICE	\$105.43
				GENERAL FUND	\$253.06
				MOUNTAIN VIEW PD	\$582.56
				SC CO SPEC FUND	\$102.81
AF 04-0103		\$2,463.52	2/25/2005		
				CDA A	\$24.64
				DA OFFICE	\$246.35
				GENERAL FUND	\$591.24
				SAN JOSE PD	\$1,361.09
				SC CO SPEC FUND	\$240.20
AF 04-0117		\$1,577.52	3/25/2005		
				CDA A	\$15.78
				DA OFFICE	\$157.77
				GENERAL FUND	\$378.60
				SANTA CLARA PD	\$871.57
				SC CO SPEC FUND	\$153.80
AF 04-0118		\$420.62	6/8/2005		
				CDA A	\$4.21
				DA OFFICE	\$42.05
				GENERAL FUND	\$100.95
				SANTA CLARA PD	\$232.40
				SC CO SPEC FUND	\$41.01
AF 04-0120		\$1,614.22	3/8/2005		
				CDA A	\$16.14
				DA OFFICE	\$161.43
				GENERAL FUND	\$387.41
				SC CO SPEC FUND	\$157.38
				TF SCCSET	\$891.86
AF 04-0127		\$3,353.87	3/9/2005		
				CDA A	\$33.54



State of California
ASSET FORFEITURE REPORT - 2005

Table 3

Admin Number	Docket Number	Amount Forfeited	Date Disbursed	Recipient	Amount Disbursed
				DA OFFICE	\$335.38
				GENERAL FUND	\$804.93
				SAN JOSE PD	\$1,853.01
				SC CO SPEC FUND	\$327.01
AF 04-0128		\$5,156.88	2/17/2005		
				CDA A	\$51.57
				DA OFFICE	\$515.67
				GENERAL FUND	\$1,237.65
				SAN JOSE PD	\$2,849.19
				SC CO SPEC FUND	\$502.80
AF 04-0129		\$3,956.35	3/26/2005		
				CDA A	\$39.56
				DA OFFICE	\$395.64
				GENERAL FUND	\$949.52
				SC CO SPEC FUND	\$385.75
				SUNNYVALE PD	\$2,185.88
AF 04-0133		\$1,057.35	2/17/2005		
				CDA A	\$10.57
				DA OFFICE	\$105.76
				GENERAL FUND	\$253.76
				SAN JOSE PD	\$584.17
				SC CO SPEC FUND	\$103.09
AF 04-0134		\$7,091.37	2/17/2005		
				CDA A	\$70.91
				DA OFFICE	\$709.16
				GENERAL FUND	\$1,701.93
				SAN JOSE PD	\$3,917.97
				SC CO SPEC FUND	\$691.40
AF 04-0135		\$1,083.57	2/17/2005		
				CDA A	\$10.84
				DA OFFICE	\$108.36
				GENERAL FUND	\$260.06
				SAN JOSE PD	\$598.67
				SC CO SPEC FUND	\$105.64
AF 04-0136		\$1,144.74	2/17/2005		
				CDA A	\$11.45
				DA OFFICE	\$114.48
				GENERAL FUND	\$274.74
				SC CO SPEC FUND	\$111.61
				SUNNYVALE PD	\$632.46
AF 04-0137		\$1,706.59	2/17/2005		
				CDA A	\$17.07
				DA OFFICE	\$170.67
				GENERAL FUND	\$409.58
				SANTA CLARA PD	\$942.88
				SC CO SPEC FUND	\$166.39



State of California
ASSET FORFEITURE REPORT - 2005

Table 3

Admin Number	Docket Number	Amount Forfeited	Date Disbursed	Recipient	Amount Disbursed
AF 04-0138		\$2,447.76	2/17/2005	CDA A	\$24.48
				DA OFFICE	\$244.78
				GENERAL FUND	\$587.46
				SAN JOSE PD	\$1,352.38
				SC CO SPEC FUND	\$238.66
AF 04-0139		\$3,656.71	2/17/2005	CDA A	\$36.57
				DA OFFICE	\$365.68
				GENERAL FUND	\$877.61
				SAN JOSE PD	\$2,020.32
				SC CO SPEC FUND	\$356.53
AF 04-0140		\$1,235.39	2/17/2005	CDA A	\$12.35
				DA OFFICE	\$123.56
				GENERAL FUND	\$296.49
				SC CO SPEC FUND	\$120.45
				TF UNET	\$682.54
AF 04-0141		\$2,465.19	2/17/2005	CDA A	\$24.65
				DA OFFICE	\$246.52
				GENERAL FUND	\$591.65
				SAN JOSE PD	\$1,362.01
				SC CO SPEC FUND	\$240.36
AF 04-0142		\$9,133.21	2/17/2005	CDA A	\$91.33
				DA OFFICE	\$913.33
				GENERAL FUND	\$2,191.97
				SAN JOSE PD	\$5,046.09
				SC CO SPEC FUND	\$890.49
AF 04-0143		\$722.59	3/8/2005	CDA A	\$7.23
				DA OFFICE	\$72.25
				GENERAL FUND	\$173.42
				SC CO SPEC FUND	\$70.46
				TF SCCSET	\$399.23
AF 04-0144A		\$1,480.92	10/12/2005	CDA A	\$14.81
				DA OFFICE	\$148.09
				GENERAL FUND	\$355.42
				SC CO SPEC FUND	\$144.39
				TF SCCSET	\$818.21
AF 04-0145		\$1,463.31	3/8/2005	CDA A	\$14.63
				DA OFFICE	\$146.33
				GENERAL FUND	\$351.19
				SC CO SPEC FUND	\$142.67



State of California
ASSET FORFEITURE REPORT - 2005

Table 3

Admin Number	Docket Number	Amount Forfeited	Date Disbursed	Recipient	Amount Disbursed
AF 04-0146		\$3,095.89	3/8/2005	TF S SANTA CLARA/SBENITO	\$808.49
				CDA A	\$30.96
				DA OFFICE	\$309.61
				GENERAL FUND	\$743.01
				SAN JOSE PD	\$1,710.47
AF 04-0147		\$1,236.63	3/8/2005	SC CO SPEC FUND	\$301.84
				CDA A	\$12.37
				DA OFFICE	\$123.67
				GENERAL FUND	\$296.79
				SAN JOSE PD	\$683.23
AF 04-0148		\$1,195.45	3/8/2005	SC CO SPEC FUND	\$120.57
				CDA A	\$11.95
				DA OFFICE	\$119.56
				GENERAL FUND	\$286.91
				SAN JOSE PD	\$660.48
AF 04-0149		\$1,412.46	3/8/2005	SC CO SPEC FUND	\$116.55
				CDA A	\$14.12
				DA OFFICE	\$141.25
				GENERAL FUND	\$338.99
				SAN JOSE PD	\$660.48
AF 05-0001A		\$3,489.51	5/18/2005	TF S SANTA CLARA/SBENITO	\$780.39
				CDA A	\$34.90
				DA OFFICE	\$348.95
				GENERAL FUND	\$837.48
				SC CO SPEC FUND	\$340.23
AF 05-0002		\$1,708.52	5/18/2005	TF SCCSET	\$1,927.95
				CDA A	\$17.09
				DA OFFICE	\$170.86
				GENERAL FUND	\$410.04
				SC CO SPEC FUND	\$166.57
AF 05-0004		\$16,266.38	5/18/2005	TF SCCSET	\$943.96
				CDA A	\$162.66
				DA OFFICE	\$1,626.64
				GENERAL FUND	\$3,903.93
				SAN JOSE PD	\$8,987.17
AF 05-0005		\$3,760.62	5/18/2005	SC CO SPEC FUND	\$1,585.98
				CDA A	\$37.61
				DA OFFICE	\$376.06
				GENERAL FUND	\$902.55



State of California
ASSET FORFEITURE REPORT - 2005

Table 3

Admin Number	Docket Number	Amount Forfeited	Date Disbursed	Recipient	Amount Disbursed
AF 05-0006		\$3,927.84	5/28/2005	SAN JOSE PD	\$2,077.74
				SC CO SPEC FUND	\$366.66
				CDAA	\$39.28
				DA OFFICE	\$392.77
				GENERAL FUND	\$942.68
AF 05-0008		\$18,775.78	5/18/2005	SAN JOSE PD	\$2,170.14
				SC CO SPEC FUND	\$382.97
				CDAA	\$187.76
				DA OFFICE	\$1,877.58
				GENERAL FUND	\$4,506.19
AF 05-0009		\$1,142.14	5/18/2005	SAN JOSE PD	\$10,373.61
				SC CO SPEC FUND	\$1,830.64
				CDAA	\$11.42
				DA OFFICE	\$114.22
				GENERAL FUND	\$274.11
AF 05-0010		\$1,691.11	5/18/2005	SAN JOSE PD	\$631.03
				SC CO SPEC FUND	\$111.36
				CDAA	\$16.91
				DA OFFICE	\$169.10
				GENERAL FUND	\$405.87
AF 05-0011		\$4,447.55	5/18/2005	SAN JOSE PD	\$934.34
				SC CO SPEC FUND	\$164.89
				CDAA	\$44.48
				DA OFFICE	\$444.75
				GENERAL FUND	\$1,067.41
AF 05-0013		\$2,602.31	5/18/2005	SC CO SPEC FUND	\$433.64
				TF SCCSET	\$2,457.27
				CDAA	\$26.02
				DA OFFICE	\$260.23
				GENERAL FUND	\$624.55
AF 05-0016		\$1,309.24	5/18/2005	SAN JOSE PD	\$1,437.78
				SC CO SPEC FUND	\$253.73
				CDAA	\$13.09
				DA OFFICE	\$130.92
				GENERAL FUND	\$314.22
AF 05-0017		\$2,380.64	5/18/2005	SAN JOSE PD	\$723.36
				SC CO SPEC FUND	\$127.65
				CDAA	\$23.81
				DA OFFICE	\$238.07



State of California
ASSET FORFEITURE REPORT - 2005

Table 3

Admin Number	Docket Number	Amount Forfeited	Date Disbursed	Recipient	Amount Disbursed
				GENERAL FUND	\$571.35
				SC CO SPEC FUND	\$232.11
				SUNNYVALE PD	\$1,315.30
AF 05-0019		\$1,853.74	5/18/2005		
				CDA A	\$18.54
				DA OFFICE	\$185.37
				GENERAL FUND	\$444.90
				SAN JOSE PD	\$1,024.19
				SC CO SPEC FUND	\$180.74
AF 05-0020		\$1,014.15	7/19/2005		
				CDA A	\$10.14
				DA OFFICE	\$101.41
				GENERAL FUND	\$243.40
				SAN JOSE PD	\$560.32
				SC CO SPEC FUND	\$98.88
AF 05-0021		\$2,130.50	7/19/2005		
				CDA A	\$21.31
				DA OFFICE	\$213.04
				GENERAL FUND	\$511.32
				SAN JOSE PD	\$1,177.11
				SC CO SPEC FUND	\$207.72
AF 05-0022A		\$354.12	7/19/2005		
				CDA A	\$3.54
				DA OFFICE	\$35.42
				GENERAL FUND	\$84.99
				SAN JOSE PD	\$195.65
				SC CO SPEC FUND	\$34.52
AF 05-0023		\$888.73	5/18/2005		
				CDA A	\$8.89
				DA OFFICE	\$88.87
				GENERAL FUND	\$213.30
				SAN JOSE PD	\$491.02
				SC CO SPEC FUND	\$86.65
AF 05-0024		\$23,507.67	5/12/2005		
				CDA A	\$235.08
				DA OFFICE	\$2,350.76
				GENERAL FUND	\$5,641.84
				SAN JOSE PD	\$12,987.99
				SC CO SPEC FUND	\$2,292.00
AF 05-0025		\$5,016.37	5/12/2005		
				CDA A	\$50.16
				DA OFFICE	\$501.63
				GENERAL FUND	\$1,203.93
				SAN JOSE PD	\$2,771.55
				SC CO SPEC FUND	\$489.10
AF 05-0026		\$9,663.73	5/18/2005		
				CDA A	\$96.64



State of California
ASSET FORFEITURE REPORT - 2005

Table 3

Admin Number	Docket Number	Amount Forfeited	Date Disbursed	Recipient	Amount Disbursed
				DA OFFICE	\$966.36
				GENERAL FUND	\$2,319.30
				SC CO SPEC FUND	\$942.22
				TF SCCSET	\$5,339.21
AF 05-0027		\$330.42	5/18/2005		
				CDA A	\$3.30
				DA OFFICE	\$33.05
				GENERAL FUND	\$79.30
				SC CO SPEC FUND	\$32.21
				TF SCCSET	\$182.56
AF 05-0028		\$1,370.82	5/18/2005		
				CDA A	\$13.71
				DA OFFICE	\$137.08
				GENERAL FUND	\$329.00
				SC CO SPEC FUND	\$133.66
				TF SCCSET	\$757.37
AF 05-0029		\$4,044.38	5/18/2005		
				CDA A	\$40.44
				DA OFFICE	\$404.44
				GENERAL FUND	\$970.65
				SAN JOSE PD	\$2,234.52
				SC CO SPEC FUND	\$394.33
AF 05-0030		\$30,661.85	5/18/2005		
				CDA A	\$306.62
				DA OFFICE	\$3,066.19
				GENERAL FUND	\$7,358.84
				SAN JOSE PD	\$16,940.67
				SC CO SPEC FUND	\$2,989.53
AF 05-0031		\$11,406.66	5/18/2005		
				CDA A	\$114.07
				DA OFFICE	\$1,140.66
				GENERAL FUND	\$2,737.60
				SAN JOSE PD	\$6,302.18
				SC CO SPEC FUND	\$1,112.15
AF 05-0032		\$1,621.14	6/10/2005		
				CDA A	\$16.21
				DA OFFICE	\$162.11
				GENERAL FUND	\$389.07
				SAN JOSE PD	\$895.68
				SC CO SPEC FUND	\$158.07
AF 05-0034		\$1,444.62	5/12/2005		
				CDA A	\$14.45
				DA OFFICE	\$144.46
				GENERAL FUND	\$346.71
				MOUNTAIN VIEW PD	\$798.15
				SC CO SPEC FUND	\$140.85



State of California
ASSET FORFEITURE REPORT - 2005

Table 3

Admin Number	Docket Number	Amount Forfeited	Date Disbursed	Recipient	Amount Disbursed
AF 05-0035		\$19,873.65	5/12/2005	CDA	\$198.74
				DA OFFICE	\$1,987.35
				GENERAL FUND	\$4,769.68
				SAN JOSE PD	\$10,980.20
				SC CO SPEC FUND	\$1,937.68
AF 05-0036		\$961.44	5/12/2005	CDA	\$9.61
				DA OFFICE	\$96.15
				GENERAL FUND	\$230.75
				SAN JOSE PD	\$531.19
				SC CO SPEC FUND	\$93.74
AF 05-0039		\$1,681.61	5/12/2005	CDA	\$16.82
				DA OFFICE	\$168.16
				GENERAL FUND	\$403.59
				SAN JOSE PD	\$929.09
				SC CO SPEC FUND	\$163.95
AF 05-0040		\$1,426.84	5/12/2005	CDA	\$14.27
				DA OFFICE	\$142.68
				GENERAL FUND	\$342.44
				SAN JOSE PD	\$788.33
				SC CO SPEC FUND	\$139.12
AF 05-0041		\$968.34	5/12/2005	CDA	\$9.68
				DA OFFICE	\$96.85
				GENERAL FUND	\$232.40
				SAN JOSE PD	\$535.00
				SC CO SPEC FUND	\$94.41
AF 05-0042		\$102,968.84	7/1/2005	CDA	\$1,029.69
				DA OFFICE	\$10,296.88
				GENERAL FUND	\$24,712.52
				SC CO SPEC FUND	\$10,039.46
				TF SCCSET	\$56,890.29
AF 05-0044		\$3,242.15	5/12/2005	CDA	\$32.42
				DA OFFICE	\$324.21
				GENERAL FUND	\$778.12
				SC CO SPEC FUND	\$316.11
				TF SCCSET	\$1,791.29
AF 05-0045		\$4,216.84	5/12/2005	CDA	\$42.17
				DA OFFICE	\$421.68
				GENERAL FUND	\$1,012.04
				SC CO SPEC FUND	\$411.14



State of California
ASSET FORFEITURE REPORT - 2005

Table 3

Admin Number	Docket Number	Amount Forfeited	Date Disbursed	Recipient	Amount Disbursed
				TF SCCSET	\$2,329.81
AF 05-0046		\$923.99	5/12/2005		
				CDA A	\$9.24
				DA OFFICE	\$92.40
				GENERAL FUND	\$221.76
				SANTA CLARA PD	\$510.50
				SC CO SPEC FUND	\$90.09
AF 05-0047		\$4,431.65	4/27/2005		
				CDA A	\$44.32
				DA OFFICE	\$443.17
				GENERAL FUND	\$1,063.60
				SAN JOSE PD	\$2,448.48
				SC CO SPEC FUND	\$432.08
AF 05-0048		\$860.14	7/18/2005		
				CDA A	\$8.60
				DA OFFICE	\$86.01
				GENERAL FUND	\$206.43
				SAN JOSE PD	\$475.23
				SC CO SPEC FUND	\$83.87
AF 05-0049		\$1,159.20	7/18/2005		
				CDA A	\$11.59
				DA OFFICE	\$115.92
				GENERAL FUND	\$278.21
				SAN JOSE PD	\$640.46
				SC CO SPEC FUND	\$113.02
AF 05-0052		\$1,101.03	7/18/2005		
				CDA A	\$11.01
				DA OFFICE	\$110.10
				GENERAL FUND	\$264.25
				SC CO SPEC FUND	\$107.35
				SUNNYVALE PD	\$608.32
AF 05-0055		\$2,055.00	7/18/2005		
				CDA A	\$20.55
				DA OFFICE	\$205.49
				GENERAL FUND	\$493.20
				SC CO SPEC FUND	\$200.37
				SUNNYVALE PD	\$1,135.39
AF 05-0057		\$17,160.43	7/19/2005		
				CDA A	\$171.60
				DA OFFICE	\$1,716.05
				GENERAL FUND	\$4,118.50
				SAN JOSE PD	\$9,481.14
				SC CO SPEC FUND	\$1,673.14
AF 05-0059		\$4,235.98	10/4/2005		
				CDA A	\$42.36
				DA OFFICE	\$423.60
				GENERAL FUND	\$1,016.64



State of California
ASSET FORFEITURE REPORT - 2005

Table 3

Admin Number	Docket Number	Amount Forfeited	Date Disbursed	Recipient	Amount Disbursed
AF 05-0060		\$1,079.10	10/4/2005	SAN JOSE PD	\$2,340.37
				SC CO SPEC FUND	\$413.01
				CDAA	\$10.79
				DA OFFICE	\$107.92
				GENERAL FUND	\$258.98
AF 05-0061		\$1,568.61	10/4/2005	SAN JOSE PD	\$596.20
				SC CO SPEC FUND	\$105.21
				CDAA	\$15.69
				DA OFFICE	\$156.86
				GENERAL FUND	\$376.47
AF 05-0062		\$1,248.79	10/4/2005	SAN JOSE PD	\$866.65
				SC CO SPEC FUND	\$152.94
				CDAA	\$12.49
				DA OFFICE	\$124.88
				GENERAL FUND	\$299.71
AF 05-0063		\$3,592.00	10/4/2005	SAN JOSE PD	\$689.96
				SC CO SPEC FUND	\$121.75
				CDAA	\$35.92
				DA OFFICE	\$359.20
				GENERAL FUND	\$862.08
AF 05-0064		\$2,549.25	10/4/2005	SANTA CLARA PD	\$1,984.58
				SC CO SPEC FUND	\$350.22
				CDAA	\$25.49
				DA OFFICE	\$254.93
				GENERAL FUND	\$611.82
AF 05-0065A		\$15,110.63	10/4/2005	SANTA CLARA PD	\$1,408.46
				SC CO SPEC FUND	\$248.55
				CDAA	\$151.11
				DA OFFICE	\$1,511.06
				GENERAL FUND	\$3,626.55
AF 05-0066		\$867.70	10/4/2005	SAN JOSE PD	\$8,348.62
				SC CO SPEC FUND	\$1,473.29
				CDAA	\$8.68
				DA OFFICE	\$86.76
				GENERAL FUND	\$208.25
AF 05-0068		\$2,022.07	10/4/2005	SAN JOSE PD	\$479.41
				SC CO SPEC FUND	\$84.60
				CDAA	\$20.22
				DA OFFICE	\$202.21
				GENERAL FUND	\$202.21



State of California
ASSET FORFEITURE REPORT - 2005

Table 3

Admin Number	Docket Number	Amount Forfeited	Date Disbursed	Recipient	Amount Disbursed
				GENERAL FUND	\$485.30
				SAN JOSE PD	\$1,117.19
				SC CO SPEC FUND	\$197.15
AF 05-0071		\$962.27	10/4/2005		
				CDA A	\$9.62
				DA OFFICE	\$96.23
				GENERAL FUND	\$230.94
				SAN JOSE PD	\$531.66
				SC CO SPEC FUND	\$93.82
AF 05-0072		\$867.59	10/4/2005		
				CDA A	\$8.68
				DA OFFICE	\$86.76
				GENERAL FUND	\$208.22
				MOUNTAIN VIEW PD	\$479.34
				SC CO SPEC FUND	\$84.59
AF 05-0073		\$1,485.90	10/4/2005		
				CDA A	\$14.86
				DA OFFICE	\$148.58
				GENERAL FUND	\$356.62
				SAN JOSE PD	\$820.96
				SC CO SPEC FUND	\$144.88
AF 05-0076		\$976.07	10/4/2005		
				CDA A	\$9.76
				DA OFFICE	\$97.60
				GENERAL FUND	\$234.26
				SAN JOSE PD	\$539.28
				SC CO SPEC FUND	\$95.17
AF 05-0077		\$1,835.59	10/4/2005		
				CDA A	\$18.36
				DA OFFICE	\$183.56
				GENERAL FUND	\$440.54
				SAN JOSE PD	\$1,014.16
				SC CO SPEC FUND	\$178.97
AF 05-0079		\$1,116.31	10/4/2005		
				CDA A	\$11.16
				DA OFFICE	\$111.64
				GENERAL FUND	\$267.91
				SAN JOSE PD	\$616.76
				SC CO SPEC FUND	\$108.84
AF 05-0090		\$1,630.90	11/21/2005		
				CAMPBELL PD	\$901.08
				CDA A	\$16.31
				DA OFFICE	\$163.08
				GENERAL FUND	\$391.42
				SC CO SPEC FUND	\$159.01
AF 05-0105		\$15,011.87	12/7/2005		
				CDA A	\$150.12



State of California
ASSET FORFEITURE REPORT - 2005

Table 3

Admin Number	Docket Number	Amount Forfeited	Date Disbursed	Recipient	Amount Disbursed
				DA OFFICE	\$1,501.20
				GENERAL FUND	\$3,602.85
				SAN JOSE PD	\$8,294.05
				SC CO SPEC FUND	\$1,463.65
AF 05-0117		\$11,493.18	12/7/2005		
				CDA A	\$114.93
				DA OFFICE	\$1,149.33
				GENERAL FUND	\$2,758.36
				SC CO SPEC FUND	\$1,120.58
				TF SCCSET	\$6,349.98
AF 05-0128		\$22,169.46	12/7/2005		
				CDA A	\$221.69
				DA OFFICE	\$2,216.95
				GENERAL FUND	\$5,320.67
				SAN JOSE PD	\$12,248.63
				SC CO SPEC FUND	\$2,161.52
SANTA CLARA					\$537,517.35



State of California
ASSET FORFEITURE REPORT - 2005

Table 3

Admin Number	Docket Number	Amount Forfeited	Date Disbursed	Recipient	Amount Disbursed
SANTA CRUZ					
03-021		\$16,742.30	6/28/2005	15% - 11489	\$1,632.37
				CDAA	\$167.42
				DA OFFICE	\$1,674.23
				GENERAL FUND	\$4,018.16
				SANTA CRUZ CO SO	\$9,250.12
03-022		\$4,920.97	6/28/2005	15% - 11489	\$479.79
				CDAA	\$49.21
				DA OFFICE	\$492.10
				GENERAL FUND	\$1,181.03
				TF SANTA CRUZ CO NET	\$2,718.84
03-027		\$827.29	8/30/2005	15% - 11489	\$80.66
				CDAA	\$8.27
				DA OFFICE	\$82.73
				GENERAL FUND	\$198.55
				SANTA CRUZ CO SO	\$457.08
03-053		\$998.78	5/5/2005	15% - 11489	\$97.38
				CDAA	\$9.99
				DA OFFICE	\$99.88
				GENERAL FUND	\$239.70
				SANTA CRUZ PD	\$551.83
04-003		\$459.70	11/15/2005	15% - 11489	\$45.97
				CDAA	\$4.60
				DA OFFICE	\$44.82
				GENERAL FUND	\$110.32
					\$253.99
04-005		\$1,181.53	6/28/2005	15% - 11489	\$115.20
				CDAA	\$11.82
				DA OFFICE	\$118.15
				GENERAL FUND	\$283.56
				TF SANTA CRUZ CO NET	\$652.80
04-007		\$16,128.57	3/25/2005	15% - 11489	\$1,612.86
				CDAA	\$161.29
				DA OFFICE	\$1,572.54
				GENERAL FUND	\$3,870.85
				SANTA CRUZ CO SO	\$8,911.03
04-014		\$782.18	1/3/2005	15% - 11489	\$76.26
				CDAA	\$7.82
				DA OFFICE	\$78.22



State of California
ASSET FORFEITURE REPORT - 2005

Table 3

Admin Number	Docket Number	Amount Forfeited	Date Disbursed	Recipient	Amount Disbursed
				GENERAL FUND	\$187.73
				SANTA CRUZ CO SO	\$432.15
04-021		\$1,172.14	1/3/2005	15% - 11489	\$114.28
				CDA A	\$11.72
				DA OFFICE	\$117.21
				GENERAL FUND	\$281.31
				SANTA CRUZ CO SO	\$647.62
04-022		\$529.00	3/15/2005	15% - 11489	\$51.58
				CAPITOLA PD	\$292.27
				CDA A	\$5.29
				DA OFFICE	\$52.90
				GENERAL FUND	\$126.96
04-031		\$1,557.02	12/20/2005	15% - 11489	\$151.82
				CDA A	\$15.57
				DA OFFICE	\$155.70
				GENERAL FUND	\$373.68
					\$860.25
04-033		\$355.89	5/9/2005	15% - 11489	\$34.70
				CDA A	\$3.56
				DA OFFICE	\$35.59
				GENERAL FUND	\$85.41
				SANTA CRUZ CO SO	\$196.63
04-035		\$9,764.99	6/7/2005	15% - 11489	\$952.09
				CDA A	\$97.64
				DA OFFICE	\$976.50
				GENERAL FUND	\$2,343.60
				SANTA CRUZ PD	\$5,395.16
04-036		\$2,183.97	1/3/2005	15% - 11489	\$212.94
				CDA A	\$21.84
				DA OFFICE	\$218.40
				GENERAL FUND	\$524.15
				SANTA CRUZ CO SO	\$1,206.64
04-037		\$5,482.38	3/23/2005	15% - 11489	\$534.53
				CDA A	\$54.82
				DA OFFICE	\$548.24
				GENERAL FUND	\$1,315.77
					\$3,029.02
04-039		\$17,713.11	10/3/2005	15% - 11489	\$1,727.03
				CDA A	\$177.13



State of California
ASSET FORFEITURE REPORT - 2005

Table 3

Admin Number	Docket Number	Amount Forfeited	Date Disbursed	Recipient	Amount Disbursed
				DA OFFICE	\$1,771.31
				GENERAL FUND	\$4,251.15
				SANTA CRUZ CO SO	\$9,786.49
04-041		\$2,287.42	6/28/2005	15% - 11489	\$223.02
				CDA A	\$22.87
				DA OFFICE	\$228.74
				GENERAL FUND	\$548.99
				TF SANTA CRUZ CO NET	\$1,263.80
04-042		\$1,981.55	1/3/2005	CDA A	\$19.82
				DA OFFICE	\$198.16
				GENERAL FUND	\$475.57
				SANTA CRUZ CO SO	\$193.20
				SANTA CRUZ CO SO	\$1,094.80
04-043		\$800.32	5/9/2005	15% - 11489	\$78.03
				CDA A	\$8.00
				DA OFFICE	\$80.03
				GENERAL FUND	\$192.08
				SANTA CRUZ CO SO	\$442.18
04-044		\$1,296.01	1/3/2005	15% - 11489	\$126.36
				CDA A	\$12.96
				DA OFFICE	\$129.60
				GENERAL FUND	\$311.04
				SANTA CRUZ CO SO	\$716.05
04-049		\$297.65	8/15/2005	15% - 11489	\$29.02
				CDA A	\$2.97
				DA OFFICE	\$29.77
				GENERAL FUND	\$71.44
				SANTA CRUZ CO SO	\$164.45
04-050		\$739.31	4/18/2005	15% - 11489	\$72.08
				CDA A	\$7.39
				DA OFFICE	\$73.94
				GENERAL FUND	\$177.43
				SANTA CRUZ CO SO	\$408.47
04-053		\$15,912.12	6/28/2005	15% - 11489	\$1,551.43
				CDA A	\$159.12
				DA OFFICE	\$1,591.21
				GENERAL FUND	\$3,818.91
				TF SANTA CRUZ CO NET	\$8,791.45
04-055		\$1,268.56	4/18/2005	15% - 11489	\$123.68



State of California
ASSET FORFEITURE REPORT - 2005

Table 3

Admin Number	Docket Number	Amount Forfeited	Date Disbursed	Recipient	Amount Disbursed
				CDA A	\$12.69
				DA OFFICE	\$126.86
				GENERAL FUND	\$304.45
				SANTA CRUZ CO SO	\$700.88
04-057		\$2,682.00	5/10/2005		
				15% - 11489	\$261.50
				CAPITOLA PD	\$1,481.80
				CDA A	\$26.82
				DA OFFICE	\$268.20
				GENERAL FUND	\$643.68
04-061		\$681.34	4/18/2005		
				15% - 11489	\$66.44
				CDA A	\$6.81
				DA OFFICE	\$68.13
				GENERAL FUND	\$163.52
				SANTA CRUZ CO SO	\$376.44
05-001		\$728.46	6/28/2005		
				15% - 11489	\$71.02
				CDA A	\$7.28
				DA OFFICE	\$72.85
				GENERAL FUND	\$174.84
				TF SANTA CRUZ CO NET	\$402.47
05-002		\$15,641.21	4/18/2005		
				15% - 11489	\$1,525.02
				CDA A	\$156.41
				DA OFFICE	\$1,564.12
				SANTA CRUZ CO SO	\$3,753.89
				SANTA CRUZ CO SO	\$8,641.77
05-004	CV150876	\$1,703.96	8/15/2005		
				15% - 11489	\$166.14
				CDA A	\$17.03
				DA OFFICE	\$170.40
				GENERAL FUND	\$408.95
				SANTA CRUZ CO SO	\$941.44
05-005	CV150897	\$1,011.38	6/28/2005		
				15% - 11489	\$98.61
				CDA A	\$10.11
				DA OFFICE	\$101.14
				GENERAL FUND	\$242.73
				TF SANTA CRUZ CO NET	\$558.79
05-006		\$877.48	4/18/2005		
				15% - 11489	\$85.55
				CDA A	\$8.77
				DA OFFICE	\$87.75
				GENERAL FUND	\$210.60
				SANTA CRUZ CO SO	\$484.81



State of California
ASSET FORFEITURE REPORT - 2005

Table 3

Admin Number	Docket Number	Amount Forfeited	Date Disbursed	Recipient	Amount Disbursed
05-008	CV151011	\$1,166.73	10/18/2005	15% - 11489	\$113.76
				CDA A	\$11.67
				DA OFFICE	\$116.67
				GENERAL FUND	\$280.01
				SANTA CRUZ CO SO	\$644.62
05-012		\$2,009.06	7/5/2005	15% - 11489	\$195.89
				CDA A	\$20.09
				DA OFFICE	\$200.91
				GENERAL FUND	\$482.17
				SANTA CRUZ PD	\$1,110.00
05-014		\$1,477.64	6/28/2005	15% - 11489	\$144.07
				CDA A	\$14.78
				DA OFFICE	\$147.76
				GENERAL FUND	\$354.63
				TF SANTA CRUZ CO NET	\$816.40
05-017		\$1,084.20	10/21/2005	15% - 11489	\$105.71
				CDA A	\$10.84
				DA OFFICE	\$108.42
				GENERAL FUND	\$260.21
				SANTA CRUZ CO SO	\$599.02
05-018		\$9,970.93	10/21/2005	15% - 11489	\$972.17
				CDA A	\$99.71
				DA OFFICE	\$997.09
				GENERAL FUND	\$2,393.02
				SANTA CRUZ CO SO	\$5,508.94
05-019		\$851.29	10/21/2005	15% - 11489	\$83.00
				CDA A	\$8.51
				DA OFFICE	\$85.13
				GENERAL FUND	\$204.31
				SANTA CRUZ CO SO	\$470.34
05-021		\$726.39	12/20/2005	15% - 11489	\$70.82
				CDA A	\$7.26
				DA OFFICE	\$72.61
				GENERAL FUND	\$174.37
				TF SANTA CRUZ CO NET	\$401.33
05-025		\$715.01	10/26/2005	15% - 11489	\$69.71
				CDA A	\$7.15
				DA OFFICE	\$71.50
				GENERAL FUND	\$171.61



State of California
ASSET FORFEITURE REPORT - 2005

Table 3

Admin Number	Docket Number	Amount Forfeited	Date Disbursed	Recipient	Amount Disbursed
05-026		\$498.45	10/21/2005	SANTA CRUZ PD	\$395.04
				15% - 11489	\$48.59
				CDAA	\$4.98
				DA OFFICE	\$49.85
				GENERAL FUND	\$119.63
				SANTA CRUZ CO SO	\$275.40
05-028		\$1,616.54	10/21/2005	15% - 11489	\$157.61
				CDAA	\$16.17
				DA OFFICE	\$161.65
				GENERAL FUND	\$387.97
				SANTA CRUZ CO SO	\$893.14
05-030	CV152242	\$1,205.75	12/20/2005	15% - 11489	\$117.56
				CDAA	\$12.06
				DA OFFICE	\$120.57
				GENERAL FUND	\$289.38
				TF SANTA CRUZ CO NET	\$666.18
05-031		\$3,262.89	10/21/2005	15% - 11489	\$318.13
				CDAA	\$32.63
				DA OFFICE	\$326.29
				GENERAL FUND	\$783.09
				SANTA CRUZ CO SO	\$1,802.75
05-032		\$1,725.65	12/20/2005	15% - 11489	\$168.25
				CDAA	\$17.25
				DA OFFICE	\$172.57
				GENERAL FUND	\$414.16
				TF SANTA CRUZ CO NET	\$953.42
05-033		\$6,268.62	12/20/2005	15% - 11489	\$611.19
				CDAA	\$62.69
				DA OFFICE	\$626.86
				GENERAL FUND	\$1,504.47
				SANTA CRUZ CO SO	\$3,463.41
05-036		\$356.37	12/20/2005	15% - 11489	\$34.75
				CDAA	\$3.56
				DA OFFICE	\$35.64
				GENERAL FUND	\$85.53
				SANTA CRUZ CO SO	\$196.89
05-038		\$1,676.10	12/20/2005	15% - 11489	\$163.42
				CDAA	\$16.76
				DA OFFICE	\$167.61



State of California
ASSET FORFEITURE REPORT - 2005

Table 3

Admin Number	Docket Number	Amount Forfeited	Date Disbursed	Recipient	Amount Disbursed
				GENERAL FUND	\$402.26
				SANTA CRUZ CO SO	\$926.05
SANTA CRUZ					\$163,320.21



State of California
ASSET FORFEITURE REPORT - 2005

Table 3

Admin Number	Docket Number	Amount Forfeited	Date Disbursed	Recipient	Amount Disbursed
SHASTA					
00-873		\$666.40	1/11/2005	ANDERSON PD	\$433.16
				CDA A	\$6.66
				DA OFFICE	\$66.64
				GENERAL FUND	\$159.94
02-28985		\$3,698.00	1/19/2005	CDA A	\$36.98
				DA OFFICE	\$369.80
				GENERAL FUND	\$887.52
				REDDING PD	\$2,403.70
03-68957		\$378.00	6/22/2005	CDA A	\$3.78
				DA OFFICE	\$37.80
				GENERAL FUND	\$90.72
				REDDING PD	\$245.70
04-37813		\$5,000.00	3/23/2005	CDA A	\$50.00
				DA OFFICE	\$500.00
				GENERAL FUND	\$1,200.00
				SHASTA CO SO	\$3,250.00
04-39460		\$95,512.45	5/31/2005	CDA A	\$955.12
				DA OFFICE	\$9,551.25
				GENERAL FUND	\$22,922.99
				SHASTA CO SO	\$62,083.09
04-44605		\$7,890.00	5/5/2005	CDA A	\$78.90
				DA OFFICE	\$789.00
				GENERAL FUND	\$1,893.60
				SHASTA CO SO	\$5,128.50
04-47901		\$1,471.05	1/11/2005	CDA A	\$14.71
				DA OFFICE	\$147.11
				GENERAL FUND	\$353.05
				REDDING PD	\$956.18
04-62555		\$534.30	2/16/2005	CDA A	\$5.34
				DA OFFICE	\$53.43
				GENERAL FUND	\$128.23
				REDDING PD	\$347.30
04-72248		\$753.42	3/11/2005	CDA A	\$7.53
				DA OFFICE	\$75.34
				GENERAL FUND	\$180.82
				REDDING PD	\$489.73



State of California
ASSET FORFEITURE REPORT - 2005

Table 3

Admin Number	Docket Number	Amount Forfeited	Date Disbursed	Recipient	Amount Disbursed
05-11154		\$2,360.00	12/2/2005	CDA A	\$23.60
				DA OFFICE	\$236.00
				GENERAL FUND	\$566.40
				SHASTA CO SO	\$1,534.00
05-18404		\$1,578.00	7/27/2005	CDA A	\$15.78
				DA OFFICE	\$157.80
				GENERAL FUND	\$378.72
				REDDING PD	\$1,025.70
05-22562		\$1,490.00	11/2/2005	CDA A	\$14.90
				DA OFFICE	\$149.00
				GENERAL FUND	\$357.60
				SHASTA CO SO	\$968.50
05-2330		\$1,567.10	5/24/2005	CDA A	\$15.67
				DA OFFICE	\$156.71
				GENERAL FUND	\$376.10
				SHASTA CO DA	\$1,018.62
05-26586		\$3,989.94	10/31/2005	CDA A	\$39.90
				DA OFFICE	\$398.99
				GENERAL FUND	\$957.59
				SHASTA CO SO	\$2,593.46
05-30658		\$735.00	9/28/2005	CDA A	\$7.35
				DA OFFICE	\$73.50
				GENERAL FUND	\$176.40
				REDDING PD	\$477.75
05-4020		\$605.00	5/17/2005	CDA A	\$6.05
				DA OFFICE	\$60.50
				GENERAL FUND	\$145.20
				REDDING PD	\$393.25
2004-23637		\$10,245.00	3/23/2005	CDA A	\$102.45
				DA OFFICE	\$1,024.50
				GENERAL FUND	\$2,458.80
				SHASTA CO SO	\$6,659.25
2005-18404		\$9,693.18	8/1/2005	CDA A	\$96.93
				DA OFFICE	\$969.32
				GENERAL FUND	\$2,326.36
				REDDING PD	\$6,300.57
99-62427		\$300.10	1/11/2005	CDA A	\$3.00



State of California
ASSET FORFEITURE REPORT - 2005

Table 3

Admin Number	Docket Number	Amount Forfeited	Date Disbursed	Recipient	Amount Disbursed
				DA OFFICE	\$30.01
				GENERAL FUND	\$72.02
				REDDING PD	\$195.07
NC03-06		\$1,671.00	3/30/2005	CA DOJ-BNE REDDING	\$1,086.15
				CDA A	\$16.71
				DA OFFICE	\$167.10
				GENERAL FUND	\$401.04
S00-085		\$6,399.20	7/11/2005	CDA A	\$63.99
				DA OFFICE	\$639.92
				GENERAL FUND	\$1,535.81
				TF SHASTA INTERAGCY NTF	\$4,159.48
S98-219		\$316.00	2/16/2005	CDA A	\$3.16
				DA OFFICE	\$31.60
				GENERAL FUND	\$75.84
				TF SHASTA INTERAGCY NTF	\$205.40
SH01-36		\$904.90	2/16/2005	CDA A	\$9.05
				DA OFFICE	\$90.49
				GENERAL FUND	\$217.18
				TF SHASTA INTERAGCY NTF	\$588.18
SH02-141		\$1,207.66	8/15/2005	CDA A	\$12.08
				DA OFFICE	\$120.77
				GENERAL FUND	\$289.84
				TF SHASTA INTERAGCY NTF	\$784.97
SH02139		\$659.00	5/19/2005	CDA A	\$6.59
				DA OFFICE	\$65.90
				GENERAL FUND	\$158.16
				TF SHASTA INTERAGCY NTF	\$428.35
SH03-105		\$298.00	6/9/2005	CDA A	\$2.98
				DA OFFICE	\$29.80
				GENERAL FUND	\$71.52
				TF SHASTA INTERAGCY NTF	\$193.70
SH03-94		\$3,028.00	1/20/2005	CDA A	\$30.28
				DA OFFICE	\$302.80
				GENERAL FUND	\$726.72
				TF SHASTA INTERAGCY NTF	\$1,968.20
SH04-112		\$693.00	1/18/2005	CDA A	\$6.93
				DA OFFICE	\$69.30
				GENERAL FUND	\$166.32



State of California
ASSET FORFEITURE REPORT - 2005

Table 3

Admin Number	Docket Number	Amount Forfeited	Date Disbursed	Recipient	Amount Disbursed
				TF SHASTA INTERAGCY NTF	\$450.45
SH04-119		\$820.20	1/18/2005		
				CDA A	\$8.20
				DA OFFICE	\$82.02
				GENERAL FUND	\$196.85
				TF SHASTA INTERAGCY NTF	\$533.13
SH04-130		\$15,047.00	1/18/2005		
				CDA A	\$150.47
				DA OFFICE	\$1,504.70
				GENERAL FUND	\$3,611.28
				TF SHASTA INTERAGCY NTF	\$9,780.55
SH04-134		\$1,005.90	1/18/2005		
				CDA A	\$10.06
				DA OFFICE	\$100.59
				GENERAL FUND	\$241.42
				TF SHASTA INTERAGCY NTF	\$653.83
SH04-143		\$368.00	1/11/2005		
				CDA A	\$3.68
				DA OFFICE	\$36.80
				GENERAL FUND	\$88.32
				TF SHASTA INTERAGCY NTF	\$239.20
SH04-153		\$1,037.00	4/20/2005		
				CDA A	\$10.37
				DA OFFICE	\$103.70
				GENERAL FUND	\$248.88
				TF SHASTA INTERAGCY NTF	\$674.05
SH04-155		\$1,273.00	3/1/2005		
				CDA A	\$12.73
				DA OFFICE	\$127.30
				GENERAL FUND	\$305.52
				TF SHASTA INTERAGCY NTF	\$827.45
SH04-159		\$872.00	8/3/2005		
				CDA A	\$8.72
				DA OFFICE	\$87.20
				GENERAL FUND	\$209.28
				TF SHASTA INTERAGCY NTF	\$566.80
SH04-160		\$3,553.70	4/20/2005		
				CDA A	\$35.54
				DA OFFICE	\$355.37
				GENERAL FUND	\$852.89
				TF SHASTA INTERAGCY NTF	\$2,309.90
SH04-183		\$1,311.00	5/5/2005		
				CDA A	\$13.11
				DA OFFICE	\$131.10
				GENERAL FUND	\$314.64
				TF SHASTA INTERAGCY NTF	\$852.15



State of California
ASSET FORFEITURE REPORT - 2005

Table 3

Admin Number	Docket Number	Amount Forfeited	Date Disbursed	Recipient	Amount Disbursed
SH04-42		\$718.00	5/19/2005	CDA A	\$7.18
				DA OFFICE	\$71.80
				GENERAL FUND	\$172.32
				TF SHASTA INTERAGCY NTF	\$466.70
SH04-50		\$1,023.00	5/31/2005	CDA A	\$10.23
				DA OFFICE	\$102.30
				GENERAL FUND	\$245.52
				TF SHASTA INTERAGCY NTF	\$664.95
SH04-73		\$1,632.35	2/23/2005	CDA A	\$16.32
				DA OFFICE	\$163.24
				GENERAL FUND	\$391.76
				TF SHASTA INTERAGCY NTF	\$1,061.03
SH04-87		\$274.00	5/17/2005	CDA A	\$2.74
				DA OFFICE	\$27.40
				GENERAL FUND	\$65.76
				TF SHASTA INTERAGCY NTF	\$178.10
SH05-104		\$700.00	10/18/2005	CDA A	\$7.00
				DA OFFICE	\$70.00
				GENERAL FUND	\$168.00
				TF SHASTA INTERAGCY NTF	\$455.00
SH05-106		\$533.00	10/25/2005	CDA A	\$5.33
				DA OFFICE	\$53.30
				GENERAL FUND	\$127.92
				TF SHASTA INTERAGCY NTF	\$346.45
SH05-113		\$557.00	12/30/2005	CDA A	\$5.57
				DA OFFICE	\$55.70
				GENERAL FUND	\$133.68
				TF SHASTA INTERAGCY NTF	\$362.05
SH05-15		\$1,200.00	8/15/2005	CDA A	\$12.00
				DA OFFICE	\$120.00
				GENERAL FUND	\$288.00
				TF SHASTA INTERAGCY NTF	\$780.00
SH05-17		\$471.00	6/6/2005	CDA A	\$4.71
				DA OFFICE	\$47.10
				GENERAL FUND	\$113.04
				TF SHASTA INTERAGCY NTF	\$306.15
SH05-18		\$6,049.00	9/23/2005	CDA A	\$60.49



State of California
ASSET FORFEITURE REPORT - 2005

Table 3

Admin Number	Docket Number	Amount Forfeited	Date Disbursed	Recipient	Amount Disbursed
				DA OFFICE	\$604.90
				GENERAL FUND	\$1,451.76
				TF SHASTA INTERAGCY NTF	\$3,931.85
SH05-20		\$882.89	6/7/1905		
				CDA A	\$8.83
				DA OFFICE	\$88.29
				GENERAL FUND	\$211.89
				TF SHASTA INTERAGCY NTF	\$573.88
SH05-27		\$2,248.00	7/7/2005		
				CDA A	\$22.48
				DA OFFICE	\$224.80
				GENERAL FUND	\$539.52
				TF SHASTA INTERAGCY NTF	\$1,461.20
SH05-29		\$690.00	7/11/2005		
				CDA A	\$6.90
				DA OFFICE	\$69.00
				GENERAL FUND	\$165.60
				TF SHASTA INTERAGCY NTF	\$448.50
SH05-3		\$12,936.14	12/12/2005		
				CDA A	\$129.36
				DA OFFICE	\$1,293.61
				GENERAL FUND	\$3,104.67
				TF SHASTA INTERAGCY NTF	\$8,408.50
SH05-31		\$800.00	7/11/2005		
				CDA A	\$8.00
				DA OFFICE	\$80.00
				GENERAL FUND	\$192.00
				TF SHASTA INTERAGCY NTF	\$520.00
SH05-49		\$680.00	11/2/2005		
				CDA A	\$6.80
				DA OFFICE	\$68.00
				GENERAL FUND	\$163.20
				SHASTA CO SO	\$442.00
SH05-57		\$10,718.00	8/13/2005		
				CDA A	\$107.18
				DA OFFICE	\$1,071.80
				GENERAL FUND	\$2,572.32
				TF SHASTA INTERAGCY NTF	\$6,966.70
SH05-58		\$1,188.00	8/15/2005		
				CDA A	\$11.88
				DA OFFICE	\$118.80
				GENERAL FUND	\$285.12
				TF SHASTA INTERAGCY NTF	\$772.20
SH05-61		\$2,717.00	8/15/2005		
				CDA A	\$27.17
				DA OFFICE	\$271.70
				GENERAL FUND	\$652.08



State of California
ASSET FORFEITURE REPORT - 2005

Table 3

Admin Number	Docket Number	Amount Forfeited	Date Disbursed	Recipient	Amount Disbursed
SH05-66		\$500.00	8/22/2005	TF SHASTA INTERAGCY NTF	\$1,766.05
				CDA A	\$5.00
				DA OFFICE	\$50.00
				GENERAL FUND	\$120.00
SH05-69		\$8,305.06	11/7/2005	TF SHASTA INTERAGCY NTF	\$325.00
				CDA A	\$83.05
				DA OFFICE	\$830.51
				GENERAL FUND	\$1,993.21
SH05-75		\$1,058.00	10/12/2005	TF SHASTA INTERAGCY NTF	\$5,398.29
				CDA A	\$10.58
				DA OFFICE	\$105.80
				GENERAL FUND	\$253.92
SH05-81		\$1,006.77	10/4/2005	TF SHASTA INTERAGCY NTF	\$687.70
				CDA A	\$10.07
				DA OFFICE	\$100.68
				GENERAL FUND	\$241.62
SH05-91		\$701.94	9/26/2005	TF SHASTA INTERAGCY NTF	\$654.40
				CDA A	\$7.02
				DA OFFICE	\$70.19
				GENERAL FUND	\$168.47
SH05-97		\$1,256.00	10/6/2005	TF SHASTA INTERAGCY NTF	\$456.26
				CDA A	\$12.56
				DA OFFICE	\$125.60
				GENERAL FUND	\$301.44
SH05-98		\$700.00	12/5/2005	TF SHASTA INTERAGCY NTF	\$816.40
				CDA A	\$7.00
				DA OFFICE	\$70.00
				GENERAL FUND	\$168.00
				TF SHASTA INTERAGCY NTF	\$455.00
SHASTA					\$248,476.65



State of California
ASSET FORFEITURE REPORT - 2005

Table 3

Admin Number	Docket Number	Amount Forfeited	Date Disbursed	Recipient	Amount Disbursed
SISKIYOU					
SQ2003-00041	SCCV CV 03-0453	\$1,346.85	5/20/2005	15% - 11489	\$131.32
				CDAA	\$13.47
				DA OFFICE	\$134.69
				GENERAL FUND	\$323.24
				TF SISKIYOU CO INTF	\$744.13
SQ2004-00134		\$555.43	2/3/2005	15% - 11489	\$54.15
				CDAA	\$5.56
				DA OFFICE	\$55.54
				GENERAL FUND	\$133.30
				TF SISKIYOU CO INTF	\$306.88
SQ2004-00207		\$1,632.19	2/3/2005	15% - 11489	\$159.14
				CDAA	\$16.32
				DA OFFICE	\$163.22
				GENERAL FUND	\$391.73
				TF SISKIYOU CO INTF	\$901.78
SQ2004-00231		\$1,089.89	5/20/2005	15% - 11489	\$106.26
				CDAA	\$10.90
				DA OFFICE	\$108.99
				GENERAL FUND	\$261.57
				TF SISKIYOU CO INTF	\$602.17
SQ2005-00041		\$826.54	5/25/2005	15% - 11489	\$80.59
				CDAA	\$8.27
				DA OFFICE	\$82.65
				GENERAL FUND	\$198.37
				TF SISKIYOU CO INTF	\$456.66
SISKIYOU					\$5,450.90



State of California
ASSET FORFEITURE REPORT - 2005

Table 3

Admin Number	Docket Number	Amount Forfeited	Date Disbursed	Recipient	Amount Disbursed
SOLANO					
00-1748	VPD	\$2,515.87	3/24/2005	15% - 11489	\$245.29
				CDAA	\$25.16
				DA OFFICE	\$251.59
				GENERAL FUND	\$603.81
				VALLEJO PD	\$1,390.02
04-2234	VPD	\$6,170.86	2/9/2005	15% - 11489	\$601.60
				CDAA	\$61.71
				DA OFFICE	\$617.09
				GENERAL FUND	\$1,481.01
				VALLEJO PD	\$3,409.45
04-2249	BPD	\$1,890.97	7/26/2005	15% - 11489	\$184.36
				BENICIA PD	\$1,044.77
				CDAA	\$18.91
				DA OFFICE	\$189.10
				GENERAL FUND	\$453.83
04-2253	VPD	\$6,961.62	2/9/2005	15% - 11489	\$678.75
				CDAA	\$69.62
				DA OFFICE	\$696.16
				GENERAL FUND	\$1,670.79
				VALLEJO PD	\$3,846.30
04-2260	VPD	\$462.39	2/9/2005	15% - 11489	\$45.08
				CDAA	\$4.62
				DA OFFICE	\$46.24
				GENERAL FUND	\$110.97
				VALLEJO PD	\$255.48
04-2262	VPD	\$652.05	2/9/2005	15% - 11489	\$63.57
				CDAA	\$6.52
				DA OFFICE	\$65.21
				GENERAL FUND	\$156.49
				VALLEJO PD	\$360.26
04-2263	VPD	\$536.09	2/9/2005	15% - 11489	\$52.26
				CDAA	\$5.36
				DA OFFICE	\$53.61
				GENERAL FUND	\$128.66
				VALLEJO PD	\$296.20
04-2264	VVPD	\$106.06	2/9/2005	15% - 11489	\$10.34
				CDAA	\$1.06
				DA OFFICE	\$10.61



State of California
ASSET FORFEITURE REPORT - 2005

Table 3

Admin Number	Docket Number	Amount Forfeited	Date Disbursed	Recipient	Amount Disbursed
				GENERAL FUND	\$25.45
				VACAVILLE PD	\$58.60
04-2265	VPD	\$3,548.06	2/9/2005	15% - 11489	\$345.93
				CDA A	\$35.48
				DA OFFICE	\$354.81
				GENERAL FUND	\$851.53
				VALLEJO PD	\$1,960.31
04-2267	NET	\$2,804.66	2/9/2005	15% - 11489	\$273.45
				CDA A	\$28.05
				DA OFFICE	\$280.47
				GENERAL FUND	\$673.12
				TF SOLANO CO NET-SOLNET	\$1,549.57
04-2268	VPD	\$547.46	2/9/2005	15% - 11489	\$53.37
				CDA A	\$5.47
				DA OFFICE	\$54.75
				GENERAL FUND	\$131.39
				VALLEJO PD	\$302.48
04-2270	VVPD	\$325.59	2/9/2005	15% - 11489	\$31.74
				CDA A	\$3.26
				DA OFFICE	\$32.56
				GENERAL FUND	\$78.14
				VACAVILLE PD	\$179.89
04-2271	FFPD	\$448.49	6/18/2005	15% - 11489	\$43.72
				CDA A	\$4.48
				DA OFFICE	\$44.85
				FAIRFIELD PD	\$247.80
				GENERAL FUND	\$107.64
04-2272	VVPD	\$620.11	2/9/2005	15% - 11489	\$60.46
				CDA A	\$6.20
				DA OFFICE	\$62.01
				GENERAL FUND	\$148.83
				VACAVILLE PD	\$342.61
04-2273	VPD	\$462.33	2/9/2005	15% - 11489	\$4.07
				CDA A	\$4.62
				DA OFFICE	\$46.23
				GENERAL FUND	\$110.96
				VALLEJO PD	\$296.45
04-2276	VVPD	\$703.68	2/9/2005	15% - 11489	\$68.60
				CDA A	\$7.04



State of California
ASSET FORFEITURE REPORT - 2005

Table 3

Admin Number	Docket Number	Amount Forfeited	Date Disbursed	Recipient	Amount Disbursed
				DA OFFICE	\$70.37
				GENERAL FUND	\$168.88
				VACAVILLE PD	\$388.79
04-2277	VPD	\$668.90	2/9/2005		
				15% - 11489	\$65.21
				CDA A	\$6.69
				DA OFFICE	\$66.89
				GENERAL FUND	\$160.54
				VALLEJO PD	\$369.57
04-2278	FFPD	\$376.90	2/9/2005		
				15% - 11489	\$36.74
				CDA A	\$3.77
				DA OFFICE	\$37.69
				FAIRFIELD PD	\$208.24
				GENERAL FUND	\$90.46
04-2279	FFPD	\$245.11	2/9/2005		
				15% - 11489	\$23.89
				CDA A	\$2.45
				DA OFFICE	\$24.51
				FAIRFIELD PD	\$135.43
				GENERAL FUND	\$58.83
04-2280	VVPD	\$119.50	2/9/2005		
				15% - 11489	\$11.65
				CDA A	\$1.20
				DA OFFICE	\$11.95
				GENERAL FUND	\$28.68
				VACAVILLE PD	\$66.02
04-2281	VPD	\$2,183.50	2/9/2005		
				15% - 11489	\$212.89
				CDA A	\$21.84
				DA OFFICE	\$218.35
				GENERAL FUND	\$524.04
				VALLEJO PD	\$1,206.38
04-2283	RVPD	\$572.55	2/22/2005		
				15% - 11489	\$55.82
				CDA A	\$5.73
				DA OFFICE	\$57.26
				GENERAL FUND	\$137.41
				RIO VISTA PD	\$316.33
04-2284	FFPD	\$401.04	2/9/2005		
				15% - 11489	\$39.10
				CDA A	\$4.01
				DA OFFICE	\$40.10
				FAIRFIELD PD	\$221.58
				GENERAL FUND	\$96.25
04-2285	FFPD	\$428.58	2/9/2005		
				15% - 11489	\$41.78



State of California
ASSET FORFEITURE REPORT - 2005

Table 3

Admin Number	Docket Number	Amount Forfeited	Date Disbursed	Recipient	Amount Disbursed
				CDA A	\$4.29
				DA OFFICE	\$42.86
				FAIRFIELD PD	\$236.79
				GENERAL FUND	\$102.86
04-2287	VVPD	\$212.31	2/9/2005		
				15% - 11489	\$20.70
				CDA A	\$2.12
				DA OFFICE	\$21.23
				GENERAL FUND	\$50.95
				VACAVILLE PD	\$117.31
04-2289	SO	\$217.00	2/11/2005		
				15% - 11489	\$15.79
				CDA A	\$2.17
				DA OFFICE	\$21.70
				GENERAL FUND	\$52.08
				SOLANO CO SO	\$125.26
04-2291	VVPD	\$203.80	3/24/2005		
				15% - 11489	\$19.87
				CDA A	\$2.04
				DA OFFICE	\$20.38
				GENERAL FUND	\$48.91
				VACAVILLE PD	\$112.60
04-2292	VVPD	\$2,144.51	3/24/2005		
				15% - 11489	\$209.08
				CDA A	\$21.45
				DA OFFICE	\$214.45
				GENERAL FUND	\$514.68
				VACAVILLE PD	\$1,184.85
04-2294	VPD	\$633.09	3/24/2005		
				15% - 11489	\$61.72
				CDA A	\$6.33
				DA OFFICE	\$63.31
				GENERAL FUND	\$151.94
				VALLEJO PD	\$349.79
04-2295	VPD	\$5,096.60	3/24/2005		
				15% - 11489	\$496.91
				CDA A	\$50.97
				DA OFFICE	\$509.66
				GENERAL FUND	\$1,223.18
				VALLEJO PD	\$2,815.88
04-2296	VPD	\$3,327.81	2/9/2005		
				15% - 11489	\$324.46
				CDA A	\$33.28
				DA OFFICE	\$332.78
				GENERAL FUND	\$798.67
				VALLEJO PD	\$1,838.62



State of California
ASSET FORFEITURE REPORT - 2005

Table 3

Admin Number	Docket Number	Amount Forfeited	Date Disbursed	Recipient	Amount Disbursed
04-2297	NET	\$637.21	12/2/2005	15% - 11489	\$62.12
				CDA A	\$6.37
				DA OFFICE	\$63.72
				GENERAL FUND	\$152.93
				TF SOLANO CO NET-SOLNET	\$352.07
04-2298	VVPD	\$195.04	2/9/2005	15% - 11489	\$19.01
				CDA A	\$1.95
				DA OFFICE	\$19.50
				GENERAL FUND	\$46.81
				VACAVILLE PD	\$107.77
04-2299	VVPD	\$1,147.53	2/9/2005	15% - 11489	\$111.88
				CDA A	\$11.48
				DA OFFICE	\$114.75
				GENERAL FUND	\$275.41
				VACAVILLE PD	\$634.01
04-2300	FFPD	\$1,960.91	3/4/2005	15% - 11489	\$191.18
				CDA A	\$19.61
				DA OFFICE	\$196.09
				FAIRFIELD PD	\$1,083.41
				GENERAL FUND	\$470.62
04-2301	FFPD	\$745.20	3/4/2005	15% - 11489	\$72.65
				CDA A	\$7.45
				DA OFFICE	\$74.52
				FAIRFIELD PD	\$411.73
				GENERAL FUND	\$178.85
04-2303	RVPD	\$542.20	3/24/2005	15% - 11489	\$52.86
				CDA A	\$5.42
				DA OFFICE	\$54.22
				GENERAL FUND	\$130.13
				RIO VISTA PD	\$299.57
04-2304	VPD	\$616.55	3/24/2005	15% - 11489	\$60.11
				CDA A	\$6.17
				DA OFFICE	\$61.66
				GENERAL FUND	\$147.97
				VALLEJO PD	\$340.64
04-2305	VPD	\$1,008.87	3/24/2005	15% - 11489	\$98.36
				CDA A	\$10.09
				DA OFFICE	\$100.89
				GENERAL FUND	\$242.13



State of California
ASSET FORFEITURE REPORT - 2005

Table 3

Admin Number	Docket Number	Amount Forfeited	Date Disbursed	Recipient	Amount Disbursed
04-2306	FFPD	\$143.32	9/30/2005	VALLEJO PD	\$557.40
				15% - 11489	\$13.97
				CDAA	\$1.43
				DA OFFICE	\$14.33
				FAIRFIELD PD	\$79.19
04-2307	VPD	\$466.85	3/24/2005	GENERAL FUND	\$34.40
				15% - 11489	\$45.51
				CDAA	\$4.67
				DA OFFICE	\$46.69
				GENERAL FUND	\$112.04
04-2308	VPD	\$596.93	3/24/2005	VALLEJO PD	\$257.94
				15% - 11489	\$58.20
				CDAA	\$5.97
				DA OFFICE	\$59.69
				GENERAL FUND	\$143.26
04-2312	FFPD	\$852.29	3/24/2005	VALLEJO PD	\$329.81
				15% - 11489	\$83.09
				CDAA	\$8.52
				DA OFFICE	\$85.23
				FAIRFIELD PD	\$470.90
05-2314	VVPD	\$11,931.22	3/24/2005	GENERAL FUND	\$204.55
				15% - 11489	\$1,163.29
				CDAA	\$119.31
				DA OFFICE	\$1,193.12
				GENERAL FUND	\$2,863.49
05-2316	VVPD	\$285.82	9/30/2005	VACAVILLE PD	\$6,592.01
				15% - 11489	\$27.86
				CDAA	\$2.86
				DA OFFICE	\$28.58
				GENERAL FUND	\$68.60
05-2317	VPD	\$1,140.55	11/28/2005	VACAVILLE PD	\$157.92
				15% - 11489	\$111.20
				CDAA	\$11.41
				DA OFFICE	\$114.06
				GENERAL FUND	\$273.73
05-2320	VPD	\$1,330.92	6/29/2005	VALLEJO PD	\$630.15
				15% - 11489	\$129.76
				CDAA	\$13.31
				DA OFFICE	\$133.09



State of California
ASSET FORFEITURE REPORT - 2005

Table 3

Admin Number	Docket Number	Amount Forfeited	Date Disbursed	Recipient	Amount Disbursed
				GENERAL FUND	\$319.42
				VALLEJO PD	\$735.34
05-2321	CHP	\$689.30	6/20/2005	15% - 11489	\$67.20
				CDA A	\$6.89
				CHP-SOLANO	\$380.85
				DA OFFICE	\$68.93
				GENERAL FUND	\$165.43
05-2322	FFPD	\$385.28	6/18/2005	15% - 11489	\$37.56
				CDA A	\$3.85
				DA OFFICE	\$38.53
				FAIRFIELD PD	\$212.87
				GENERAL FUND	\$92.47
05-2324	SO	\$637.28	6/18/2005	15% - 11489	\$62.13
				CDA A	\$6.37
				DA OFFICE	\$63.73
				GENERAL FUND	\$152.95
				SOLANO CO SO	\$352.10
05-2325	FFPD	\$1,968.00	6/18/2005	15% - 11489	\$191.88
				CDA A	\$19.68
				DA OFFICE	\$196.80
				FAIRFIELD PD	\$1,087.32
				GENERAL FUND	\$472.32
05-2326	FFPD	\$954.86	6/18/2005	15% - 11489	\$93.09
				CDA A	\$9.55
				DA OFFICE	\$95.49
				FAIRFIELD PD	\$527.56
				GENERAL FUND	\$229.17
05-2327	FFPD	\$738.40	6/18/2005	15% - 11489	\$71.99
				CDA A	\$7.38
				DA OFFICE	\$73.84
				FAIRFIELD PD	\$407.97
				GENERAL FUND	\$177.22
05-2328	VVPD	\$747.14	6/18/2005	15% - 11489	\$72.84
				CDA A	\$7.47
				DA OFFICE	\$74.71
				GENERAL FUND	\$179.31
				VACAVILLE PD	\$412.81
05-2329	VPD	\$857.02	6/29/2005	15% - 11489	\$83.55
				CDA A	\$8.57



State of California
ASSET FORFEITURE REPORT - 2005

Table 3

Admin Number	Docket Number	Amount Forfeited	Date Disbursed	Recipient	Amount Disbursed
				DA OFFICE	\$85.70
				GENERAL FUND	\$205.68
				VALLEJO PD	\$473.52
05-2330	VPD	\$2,017.36	6/29/2005	15% - 11489	\$196.69
				CDA A	\$20.17
				DA OFFICE	\$201.74
				GENERAL FUND	\$484.17
				VALLEJO PD	\$1,114.59
05-2331	FFPD	\$1,898.04	6/18/2005	15% - 11489	\$185.05
				CDA A	\$18.98
				DA OFFICE	\$189.80
				FAIRFIELD PD	\$1,048.68
				GENERAL FUND	\$455.53
05-2332	FFPD	\$343.15	6/18/2005	15% - 11489	\$33.45
				CDA A	\$3.43
				DA OFFICE	\$34.32
				FAIRFIELD PD	\$189.59
				GENERAL FUND	\$82.36
05-2333	VVPD	\$5,418.25	12/3/2005	15% - 11489	\$528.27
				CDA A	\$54.18
				DA OFFICE	\$541.83
				GENERAL FUND	\$1,300.38
				VACAVILLE PD	\$2,993.59
05-2334	VVPD	\$539.36	6/18/2005	15% - 11489	\$52.58
				CDA A	\$5.39
				DA OFFICE	\$53.94
				GENERAL FUND	\$129.45
				VACAVILLE PD	\$298.00
05-2335	BPD	\$2,891.92	6/18/2005	15% - 11489	\$281.96
				BENICIA PD	\$1,597.79
				CDA A	\$28.92
				DA OFFICE	\$289.19
				GENERAL FUND	\$694.06
05-2337	VPD	\$2,743.48	11/28/2005	15% - 11489	\$267.48
				CDA A	\$27.43
				DA OFFICE	\$274.35
				GENERAL FUND	\$658.44
				VALLEJO PD	\$1,515.78
05-2338	VVPD	\$802.35	6/18/2005	15% - 11489	\$78.22



State of California
ASSET FORFEITURE REPORT - 2005

Table 3

Admin Number	Docket Number	Amount Forfeited	Date Disbursed	Recipient	Amount Disbursed
				CDAA	\$8.02
				DA OFFICE	\$80.24
				GENERAL FUND	\$192.56
				VACAVILLE PD	\$443.31
05-2339	VPD	\$429.42	6/29/2005		
				15% - 11489	\$41.86
				CDAA	\$4.29
				DA OFFICE	\$42.94
				GENERAL FUND	\$103.06
				VALLEJO PD	\$237.27
05-2340	VPD	\$770.82	6/29/2005		
				15% - 11489	\$75.15
				CDAA	\$7.71
				DA OFFICE	\$77.08
				GENERAL FUND	\$185.00
				VALLEJO PD	\$425.88
05-2341	FFPD	\$202.44	6/18/2005		
				15% - 11489	\$19.73
				CDAA	\$2.02
				DA OFFICE	\$20.24
				FAIRFIELD PD	\$111.86
				GENERAL FUND	\$48.59
05-2342	FFPD	\$313.30	6/18/2005		
				15% - 11489	\$30.54
				CDAA	\$3.13
				DA OFFICE	\$31.33
				FAIRFIELD PD	\$173.11
				GENERAL FUND	\$75.19
05-2344	SPD	\$162.41	9/30/2005		
				15% - 11489	\$15.83
				CDAA	\$1.62
				DA OFFICE	\$16.24
				GENERAL FUND	\$38.98
				SUISUN CITY PD	\$89.74
05-2345	VVPD	\$4,431.00	6/18/2005		
				15% - 11489	\$432.02
				CDAA	\$44.31
				DA OFFICE	\$443.10
				GENERAL FUND	\$1,063.44
				VACAVILLE PD	\$2,448.13
05-2347	VVPD	\$1,686.26	6/18/2005		
				15% - 11489	\$164.41
				CDAA	\$16.86
				DA OFFICE	\$168.63
				GENERAL FUND	\$404.70
				VACAVILLE PD	\$931.66



State of California
ASSET FORFEITURE REPORT - 2005

Table 3

Admin Number	Docket Number	Amount Forfeited	Date Disbursed	Recipient	Amount Disbursed
05-2348	VVPD	\$551.24	6/18/2005	15% - 11489	\$53.74
				CDA	\$5.51
				DA OFFICE	\$55.12
				GENERAL FUND	\$132.30
				VACAVILLE PD	\$304.57
05-2349	VVPD	\$350.06	6/18/2005	15% - 11489	\$34.13
				CDA	\$3.50
				DA OFFICE	\$35.01
				GENERAL FUND	\$84.01
				VACAVILLE PD	\$193.41
05-2350	FFPD	\$3,516.01	6/18/2005	15% - 11489	\$274.55
				CDA	\$35.16
				DA OFFICE	\$351.60
				FAIRFIELD PD	\$2,010.86
				GENERAL FUND	\$843.84
05-2352	VPD	\$613.52	6/29/2005	15% - 11489	\$59.81
				CDA	\$6.14
				DA OFFICE	\$61.35
				GENERAL FUND	\$147.24
				VALLEJO PD	\$338.98
05-2353	VVPD	\$583.23	6/18/2005	15% - 11489	\$56.86
				CDA	\$5.83
				DA OFFICE	\$58.32
				GENERAL FUND	\$139.98
				VACAVILLE PD	\$322.24
05-2354	VVPD	\$1,720.84	6/18/2005	15% - 11489	\$167.78
				CDA	\$17.21
				DA OFFICE	\$172.08
				GENERAL FUND	\$413.00
				VACAVILLE PD	\$950.77
05-2356	BPD	\$1,250.11	6/18/2005	15% - 11489	\$121.88
				BENICIA PD	\$690.69
				CDA	\$12.50
				DA OFFICE	\$125.01
				GENERAL FUND	\$300.03
05-2357	VVPD	\$3,911.01	6/18/2005	15% - 11489	\$381.32
				CDA	\$39.11
				DA OFFICE	\$391.10
				GENERAL FUND	\$938.64



State of California
ASSET FORFEITURE REPORT - 2005

Table 3

Admin Number	Docket Number	Amount Forfeited	Date Disbursed	Recipient	Amount Disbursed
05-2358	VPD	\$965.33	6/29/2005	VACAVILLE PD	\$2,160.84
				15% - 11489	\$94.11
				CDAA	\$9.65
				DA OFFICE	\$96.53
				GENERAL FUND	\$231.68
05-2361	VPD	\$734.06	6/29/2005	VALLEJO PD	\$533.36
				15% - 11489	\$71.57
				CDAA	\$7.34
				DA OFFICE	\$73.41
				GENERAL FUND	\$176.17
05-2362	FFPD	\$902.44	6/18/2005	VALLEJO PD	\$405.57
				15% - 11489	\$87.98
				CDAA	\$9.02
				DA OFFICE	\$90.24
				FAIRFIELD PD	\$498.61
05-2363	FFPD	\$270.08	6/18/2005	GENERAL FUND	\$216.59
				15% - 11489	\$26.33
				CDAA	\$2.70
				DA OFFICE	\$27.01
				FAIRFIELD PD	\$149.22
05-2364	VPD	\$15,692.95	6/29/2005	GENERAL FUND	\$64.82
				15% - 11489	\$1,530.06
				CDAA	\$156.93
				DA OFFICE	\$1,569.30
				GENERAL FUND	\$3,766.31
05-2366	FFPD	\$7,282.13	9/30/2005	VALLEJO PD	\$8,670.35
				15% - 11489	\$710.00
				CDAA	\$72.82
				DA OFFICE	\$728.21
				FAIRFIELD PD	\$4,023.39
05-2369	VVPD	\$1,099.63	9/30/2005	GENERAL FUND	\$1,747.71
				15% - 11489	\$107.21
				CDAA	\$11.00
				DA OFFICE	\$109.96
				GENERAL FUND	\$263.91
05-2370	VVPD	\$504.66	9/30/2005	VACAVILLE PD	\$607.55
				15% - 11489	\$49.20
				CDAA	\$5.05
				DA OFFICE	\$50.47



State of California
ASSET FORFEITURE REPORT - 2005

Table 3

Admin Number	Docket Number	Amount Forfeited	Date Disbursed	Recipient	Amount Disbursed
				GENERAL FUND	\$121.12
				VACAVILLE PD	\$278.82
05-2371	BPD	\$305.92	9/30/2005	15% - 11489	\$29.82
				BENICIA PD	\$169.03
				CDA A	\$3.06
				DA OFFICE	\$30.59
				GENERAL FUND	\$73.42
05-2372	VVPD	\$3,469.30	10/20/2005	15% - 11489	\$338.25
				CDA A	\$34.69
				DA OFFICE	\$346.93
				GENERAL FUND	\$832.63
				VACAVILLE PD	\$1,916.80
05-2373	VPD	\$1,672.83	11/28/2005	15% - 11489	\$163.10
				CDA A	\$16.73
				DA OFFICE	\$167.28
				GENERAL FUND	\$401.48
				VALLEJO PD	\$924.24
05-2377	FFPD	\$955.02	9/30/2005	15% - 11489	\$93.11
				CDA A	\$9.55
				DA OFFICE	\$95.50
				FAIRFIELD PD	\$527.66
				GENERAL FUND	\$229.20
05-2378	VVPD	\$543.38	9/30/2005	15% - 11489	\$52.97
				CDA A	\$5.43
				DA OFFICE	\$54.34
				GENERAL FUND	\$130.41
				VACAVILLE PD	\$300.23
05-2380	NET	\$2,131.25	11/12/2005	15% - 11489	\$207.79
				CDA A	\$21.31
				DA OFFICE	\$213.13
				GENERAL FUND	\$511.50
				TF SOLANO CO NET-SOLNET	\$1,177.52
05-2381	VVPD	\$201.82	9/30/2005	15% - 11489	\$19.67
				CDA A	\$2.02
				DA OFFICE	\$20.18
				GENERAL FUND	\$48.44
				VACAVILLE PD	\$111.51
05-2382	VVPD	\$760.19	9/30/2005	15% - 11489	\$74.11
				CDA A	\$7.60



State of California
ASSET FORFEITURE REPORT - 2005

Table 3

Admin Number	Docket Number	Amount Forfeited	Date Disbursed	Recipient	Amount Disbursed
				DA OFFICE	\$76.02
				GENERAL FUND	\$182.45
				VACAVILLE PD	\$420.01
05-2383	VPD	\$378.58	11/28/2005		
				15% - 11489	\$36.91
				CDA A	\$3.79
				DA OFFICE	\$37.86
				GENERAL FUND	\$90.86
				VALLEJO PD	\$209.16
05-2384	VVPD	\$522.70	9/30/2005		
				15% - 11489	\$50.96
				CDA A	\$5.23
				DA OFFICE	\$52.27
				GENERAL FUND	\$125.45
				VACAVILLE PD	\$288.79
05-2386	VPD	\$3,213.01	9/30/2005		
				15% - 11489	\$27.01
				CDA A	\$32.13
				DA OFFICE	\$321.30
				GENERAL FUND	\$771.12
				VALLEJO PD	\$2,061.45
05-2387	FFPD	\$859.42	9/30/2005		
				15% - 11489	\$83.79
				CDA A	\$8.59
				DA OFFICE	\$85.94
				FAIRFIELD PD	\$474.84
				GENERAL FUND	\$206.26
05-2388	VVPD	\$5,324.65	9/30/2005		
				15% - 11489	\$519.15
				CDA A	\$53.25
				DA OFFICE	\$532.47
				GENERAL FUND	\$1,277.92
				VACAVILLE PD	\$2,941.86
05-2389	FFPD	\$1,207.83	9/30/2005		
				15% - 11489	\$117.76
				CDA A	\$12.08
				DA OFFICE	\$120.78
				FAIRFIELD PD	\$667.33
				GENERAL FUND	\$289.88
05-2390	VPD	\$4,203.19	9/30/2005		
				15% - 11489	\$409.81
				CDA A	\$42.03
				DA OFFICE	\$420.32
				GENERAL FUND	\$1,008.77
				VALLEJO PD	\$2,322.26
05-2391	VPD	\$533.41	9/30/2005		
				15% - 11489	\$52.00



State of California
ASSET FORFEITURE REPORT - 2005

Table 3

Admin Number	Docket Number	Amount Forfeited	Date Disbursed	Recipient	Amount Disbursed
				CDAA	\$5.33
				DA OFFICE	\$53.34
				GENERAL FUND	\$128.02
				VALLEJO PD	\$294.72
05-2392	BPD	\$508.69	9/30/2005		
				15% - 11489	\$49.59
				BENICIA PD	\$281.05
				CDAA	\$5.09
				DA OFFICE	\$50.87
				GENERAL FUND	\$122.09
05-2393	VPD	\$957.92	9/30/2005		
				15% - 11489	\$93.39
				CDAA	\$9.58
				DA OFFICE	\$95.79
				GENERAL FUND	\$229.90
				VALLEJO PD	\$529.26
05-2394	VPD	\$1,674.29	9/30/2005		
				15% - 11489	\$163.24
				CDAA	\$16.74
				DA OFFICE	\$167.43
				GENERAL FUND	\$401.83
				VALLEJO PD	\$925.05
05-2397	CHP	\$5,418.00	9/30/2005		
				15% - 11489	\$528.25
				CDAA	\$54.18
				CHP-SOLANO	\$2,993.45
				DA OFFICE	\$541.80
				GENERAL FUND	\$1,300.32
05-2398	VPD	\$293.02	11/28/2005		
				15% - 11489	\$28.56
				CDAA	\$2.93
				DA OFFICE	\$29.30
				GENERAL FUND	\$70.32
				VALLEJO PD	\$161.91
05-2399	VVPD	\$986.78	9/30/2005		
				15% - 11489	\$96.21
				CDAA	\$9.87
				DA OFFICE	\$98.68
				GENERAL FUND	\$236.83
				VACAVILLE PD	\$545.19
05-2406	FFPD	\$76.84	9/30/2005		
				15% - 11489	\$7.49
				CDAA	\$0.77
				DA OFFICE	\$7.68
				FAIRFIELD PD	\$42.46
				GENERAL FUND	\$18.44



State of California
ASSET FORFEITURE REPORT - 2005

Table 3

Admin Number	Docket Number	Amount Forfeited	Date Disbursed	Recipient	Amount Disbursed
05-2411	VPD	\$1,239.24	11/28/2005	15% - 11489	\$120.82
				CDA	\$12.39
				DA OFFICE	\$123.92
				GENERAL FUND	\$297.42
				VALLEJO PD	\$684.69
05-2412	VVPD	\$3,797.53	11/28/2005	15% - 11489	\$370.25
				CDA	\$37.98
				DA OFFICE	\$379.75
				GENERAL FUND	\$911.41
				VACAVILLE PD	\$2,098.14
05-2413	VVPD	\$371.53	11/28/2005	15% - 11489	\$6.22
				CDA	\$3.72
				DA OFFICE	\$37.15
				GENERAL FUND	\$89.17
				VACAVILLE PD	\$235.27
05-2416	FFPD	\$1,774.17	11/28/2005	15% - 11489	\$172.98
				CDA	\$17.74
				DA OFFICE	\$177.42
				FAIRFIELD PD	\$980.23
				GENERAL FUND	\$425.80
05-2417	FFPD	\$761.36	11/28/2005	15% - 11489	\$74.23
				CDA	\$7.61
				DA OFFICE	\$76.14
				FAIRFIELD PD	\$420.65
				GENERAL FUND	\$182.73
05-2418	FFPD	\$402.86	11/28/2005	15% - 11489	\$39.27
				CDA	\$4.03
				DA OFFICE	\$40.29
				FAIRFIELD PD	\$222.58
				GENERAL FUND	\$96.69
05-2419	FFPD	\$769.47	11/28/2005	15% - 11489	\$75.02
				CDA	\$7.69
				DA OFFICE	\$76.95
				FAIRFIELD PD	\$425.14
				GENERAL FUND	\$184.67
05-2420	FFPD	\$378.83	11/28/2005	15% - 11489	\$36.97
				CDA	\$3.79
				DA OFFICE	\$37.88
				FAIRFIELD PD	\$209.27



State of California
ASSET FORFEITURE REPORT - 2005

Table 3

Admin Number	Docket Number	Amount Forfeited	Date Disbursed	Recipient	Amount Disbursed
05-2422	FFPD	\$1,712.30	11/28/2005	GENERAL FUND	\$90.92
				15% - 11489	\$166.95
				CDAA	\$17.12
				DA OFFICE	\$171.23
				FAIRFIELD PD	\$946.05
05-2423	VPD	\$3,246.28	11/28/2005	GENERAL FUND	\$410.95
				15% - 11489	\$316.51
				CDAA	\$32.46
				DA OFFICE	\$324.63
				GENERAL FUND	\$779.11
05-2424	VPD	\$503.12	11/28/2005	VALLEJO PD	\$1,793.57
				15% - 11489	\$49.05
				CDAA	\$5.03
				DA OFFICE	\$50.31
				GENERAL FUND	\$120.75
05-2425	VPD	\$473.28	11/28/2005	VALLEJO PD	\$277.98
				15% - 11489	\$46.14
				CDAA	\$4.73
				DA OFFICE	\$47.33
				GENERAL FUND	\$113.59
05-2426	VPD	\$1,753.26	11/28/2005	VALLEJO PD	\$261.49
				15% - 11489	\$170.94
				CDAA	\$17.53
				DA OFFICE	\$175.33
				GENERAL FUND	\$420.78
05-2428	VVPD	\$1,462.16	11/28/2005	VALLEJO PD	\$968.68
				15% - 11489	\$142.56
				CDAA	\$14.62
				DA OFFICE	\$146.22
				GENERAL FUND	\$350.92
05-2433	FFPD	\$562.10	11/28/2005	VACAVILLE PD	\$807.84
				15% - 11489	\$54.80
				CDAA	\$5.62
				DA OFFICE	\$56.21
				FAIRFIELD PD	\$310.57
05-2436	VVPD	\$397.02	11/28/2005	GENERAL FUND	\$134.90
				15% - 11489	\$38.71
				CDAA	\$3.97
				DA OFFICE	\$39.70



State of California
ASSET FORFEITURE REPORT - 2005

Table 3

Admin Number	Docket Number	Amount Forfeited	Date Disbursed	Recipient	Amount Disbursed
				GENERAL FUND	\$95.28
				VACAVILLE PD	\$219.36
05-2437	BPD	\$340.80	12/5/2005	15% - 11489	\$33.22
				BENICIA PD	\$188.30
				CDA A	\$3.41
				DA OFFICE	\$34.08
				GENERAL FUND	\$81.79
SOLANO					\$196,906.39



State of California
ASSET FORFEITURE REPORT - 2005

Table 3

Admin Number	Docket Number	Amount Forfeited	Date Disbursed	Recipient	Amount Disbursed
SONOMA					
01-508		\$1,634.32	4/26/2005	15% - 11489	\$159.35
				CDA A	\$16.34
				DA OFFICE	\$163.43
				GENERAL FUND	\$392.24
				PETALUMA PD	\$69.53
				ROHNERT PARK PD	\$69.53
				SANTA ROSA PD	\$139.05
				SONOMA CO PROBATION	\$69.53
				SONOMA CO SO	\$555.32
01-516		\$4,421.81	4/26/2005	15% - 11489	\$431.13
				CDA A	\$44.22
				DA OFFICE	\$442.18
				GENERAL FUND	\$1,061.23
				PETALUMA PD	\$188.11
				ROHNERT PARK PD	\$188.11
				SANTA ROSA PD	\$376.23
				SONOMA CO PROBATION	\$188.11
				SONOMA CO SO	\$1,502.49
01-520		\$7,427.66	4/26/2005	15% - 11489	\$724.20
				CDA A	\$74.27
				DA OFFICE	\$742.77
				GENERAL FUND	\$1,782.64
				PETALUMA PD	\$315.99
				ROHNERT PARK PD	\$315.99
				SANTA ROSA PD	\$631.98
				SONOMA CO PROBATION	\$315.99
				SONOMA CO SO	\$2,523.83
02-008		\$16,382.53	4/26/2005	15% - 11489	\$1,597.30
				CA DOJ-BNE SONOMA	\$687.90
				CDA A	\$163.83
				DA OFFICE	\$1,638.25
				GENERAL FUND	\$3,931.81
				PETALUMA PD	\$687.90
				ROHNERT PARK PD	\$687.90
				SANTA ROSA PD	\$1,176.68
				SONOMA CO PROBATION	\$687.90
				SONOMA CO SO	\$4,887.73
				SONOMA PD	\$235.33
02-023		\$1,222.50	4/26/2005	15% - 11489	\$119.19
				CA DOJ-BNE SONOMA	\$38.50
				CDA A	\$12.22



State of California
ASSET FORFEITURE REPORT - 2005

Table 3

Admin Number	Docket Number	Amount Forfeited	Date Disbursed	Recipient	Amount Disbursed
				CHP-SANTA ROSA	\$168.86
				DA OFFICE	\$122.25
				GENERAL FUND	\$293.40
				PETALUMA PD	\$38.50
				ROHNERT PARK PD	\$38.50
				SANTA ROSA PD	\$65.86
				SONOMA CO PROBATION	\$38.50
				SONOMA CO SO	\$273.55
				SONOMA PD	\$13.17
02-026		\$1,592.94	4/26/2005		
				15% - 11489	\$155.31
				CA DOJ-BNE SONOMA	\$66.89
				CDAA	\$15.93
				DA OFFICE	\$159.29
				GENERAL FUND	\$382.31
				PETALUMA PD	\$66.89
				ROHNERT PARK PD	\$66.89
				SANTA ROSA PD	\$114.41
				SONOMA CO PROBATION	\$66.89
				SONOMA CO SO	\$475.25
				SONOMA PD	\$22.88
02-028		\$772.73	4/26/2005		
				15% - 11489	\$75.34
				CA DOJ-BNE SONOMA	\$32.45
				CDAA	\$7.73
				DA OFFICE	\$77.27
				GENERAL FUND	\$185.46
				PETALUMA PD	\$32.45
				ROHNERT PARK PD	\$32.45
				SANTA ROSA PD	\$55.50
				SONOMA CO PROBATION	\$32.45
				SONOMA CO SO	\$230.53
				SONOMA PD	\$11.10
03-021		\$1,503.97	4/26/2005		
				15% - 11489	\$146.64
				CA DOJ-BNE SONOMA	\$47.36
				CDAA	\$15.04
				CHP-SANTA ROSA	\$207.75
				DA OFFICE	\$150.40
				GENERAL FUND	\$360.95
				PETALUMA PD	\$47.36
				ROHNERT PARK PD	\$47.36
				SANTA ROSA PD	\$81.02
				SONOMA CO PROBATION	\$47.36
				SONOMA CO SO	\$336.53
				SONOMA PD	\$16.20



State of California
ASSET FORFEITURE REPORT - 2005

Table 3

Admin Number	Docket Number	Amount Forfeited	Date Disbursed	Recipient	Amount Disbursed
03-023		\$28,621.41	4/26/2005	15% - 11489	\$2,790.59
				CA DOJ-BNE SONOMA	\$1,201.81
				CDAA	\$286.21
				DA OFFICE	\$2,862.14
				GENERAL FUND	\$6,869.14
				PETALUMA PD	\$1,201.81
				ROHNERT PARK PD	\$1,201.81
				SANTA ROSA PD	\$2,055.73
				SONOMA CO PROBATION	\$1,201.81
				SONOMA CO SO	\$8,539.20
				SONOMA PD	\$411.16
04-001A		\$2,741.93	4/26/2005	15% - 11489	\$267.34
				CA DOJ-BNE SONOMA	\$115.13
				CDAA	\$27.43
				DA OFFICE	\$274.19
				GENERAL FUND	\$658.06
				PETALUMA PD	\$115.13
				ROHNERT PARK PD	\$115.13
				SANTA ROSA PD	\$196.94
				SONOMA CO PROBATION	\$115.13
				SONOMA CO SO	\$818.05
				SONOMA PD	\$39.40
04-005		\$1,330.92	4/26/2005	15% - 11489	\$129.77
				CA DOJ-BNE SONOMA	\$41.91
				CDAA	\$13.31
				CHP-SANTA ROSA	\$183.83
				DA OFFICE	\$133.09
				GENERAL FUND	\$319.42
				PETALUMA PD	\$41.91
				ROHNERT PARK PD	\$41.91
				SANTA ROSA PD	\$71.69
				SONOMA CO PROBATION	\$41.91
				SONOMA CO SO	\$297.83
				SONOMA PD	\$14.34
04-006		\$3,632.16	4/26/2005	15% - 11489	\$354.13
				CA DOJ-BNE SONOMA	\$152.51
				CDAA	\$36.32
				DA OFFICE	\$363.22
				GENERAL FUND	\$871.72
				PETALUMA PD	\$152.51
				ROHNERT PARK PD	\$152.51
				SANTA ROSA PD	\$260.89
				SONOMA CO PROBATION	\$152.51



State of California
ASSET FORFEITURE REPORT - 2005

Table 3

Admin Number	Docket Number	Amount Forfeited	Date Disbursed	Recipient	Amount Disbursed
04-007		\$2,033.77	4/26/2005	SONOMA CO SO	\$1,083.66
				SONOMA PD	\$52.18
				15% - 11489	\$198.29
				CA DOJ-BNE SONOMA	\$64.05
				CDA A	\$20.34
				CHP-SANTA ROSA	\$280.91
				DA OFFICE	\$203.38
				GENERAL FUND	\$488.10
				PETALUMA PD	\$64.05
				ROHNERT PARK PD	\$64.05
04-010		\$13,443.50	4/26/2005	SANTA ROSA PD	\$109.56
				SONOMA CO PROBATION	\$64.05
				SONOMA CO SO	\$455.08
				SONOMA PD	\$21.91
				15% - 11489	\$1,310.74
				CA DOJ-BNE SONOMA	\$564.49
				CDA A	\$134.43
				DA OFFICE	\$1,344.35
				GENERAL FUND	\$3,226.44
				PETALUMA PD	\$564.49
04-015		\$10,082.19	4/26/2005	ROHNERT PARK PD	\$564.49
				SANTA ROSA PD	\$965.58
				SONOMA CO PROBATION	\$564.49
				SONOMA CO SO	\$4,010.87
				SONOMA PD	\$193.13
				15% - 11489	\$983.01
				CA DOJ-BNE SONOMA	\$423.35
				CDA A	\$100.82
				DA OFFICE	\$1,008.22
				GENERAL FUND	\$2,419.73
PETALUMA PD	\$423.35				
04-018		\$1,424.46	4/26/2005	ROHNERT PARK PD	\$423.35
				SANTA ROSA PD	\$724.15
				SONOMA CO PROBATION	\$423.35
				SONOMA CO SO	\$3,008.02
				SONOMA PD	\$144.84
				15% - 11489	\$138.88
				CA DOJ-BNE SONOMA	\$59.81
				CDA A	\$14.24
				DA OFFICE	\$142.45
				GENERAL FUND	\$341.87
PETALUMA PD	\$59.81				
ROHNERT PARK PD	\$59.81				



State of California
ASSET FORFEITURE REPORT - 2005

Table 3

Admin Number	Docket Number	Amount Forfeited	Date Disbursed	Recipient	Amount Disbursed
				SANTA ROSA PD	\$102.32
				SONOMA CO PROBATION	\$59.81
				SONOMA CO SO	\$425.00
				SONOMA PD	\$20.46
04-019		\$29,282.38	4/26/2005		
				15% - 11489	\$2,855.03
				CA DOJ-BNE SONOMA	\$1,010.82
				CDA A	\$292.82
				DA OFFICE	\$2,928.24
				GENERAL FUND	\$7,027.77
				PETALUMA PD	\$4,000.00
				ROHNERT PARK PD	\$1,010.82
				SANTA ROSA PD	\$2,033.81
				SONOMA CO PROBATION	\$1,010.82
				SONOMA CO SO	\$7,112.25
04-021		\$7,362.00	8/1/2005		
				15% - 11489	\$717.79
				CA DOJ-BNE SONOMA	\$309.13
				CDA A	\$73.62
				DA OFFICE	\$736.20
				GENERAL FUND	\$1,766.88
				PETALUMA PD	\$309.13
				ROHNERT PARK PD	\$309.13
				SANTA ROSA PD	\$528.78
				SONOMA CO PROBATION	\$309.13
				SONOMA CO SO	\$2,196.46
				SONOMA PD	\$105.75
04-025		\$3,995.86	4/26/2005		
				15% - 11489	\$389.60
				CA DOJ-BNE SONOMA	\$167.78
				CDA A	\$39.96
				DA OFFICE	\$399.59
				GENERAL FUND	\$959.00
				PETALUMA PD	\$167.78
				ROHNERT PARK PD	\$167.78
				SANTA ROSA PD	\$287.01
				SONOMA CO PROBATION	\$167.78
				SONOMA CO SO	\$1,192.17
				SONOMA PD	\$57.41
04-151		\$26,189.48	8/15/2005		
				15% - 11489	\$2,553.47
				CDA A	\$261.90
				DA OFFICE	\$2,618.95
				GENERAL FUND	\$6,285.47
				PETALUMA PD	\$14,469.69
04-154		\$1,195.57	4/26/2005		
				15% - 11489	\$116.57



State of California
ASSET FORFEITURE REPORT - 2005

Table 3

Admin Number	Docket Number	Amount Forfeited	Date Disbursed	Recipient	Amount Disbursed
				CDA A	\$11.95
				DA OFFICE	\$119.56
				GENERAL FUND	\$286.94
				PETALUMA PD	\$660.55
05-001		\$1,984.42	8/12/2005		
				15% - 11489	\$193.48
				CDA A	\$19.85
				DA OFFICE	\$198.44
				GENERAL FUND	\$476.26
				SANTA ROSA PD	\$1,096.39
SONOMA					\$168,278.51



State of California
ASSET FORFEITURE REPORT - 2005

Table 3

Admin Number	Docket Number	Amount Forfeited	Date Disbursed	Recipient	Amount Disbursed
STANISLAUS					
F0203026	1038049	\$3,085.86	4/20/2005	15% - 11489	\$300.87
				CDAA	\$30.86
				DA OFFICE	\$308.59
				GENERAL FUND	\$740.61
				SSJMMTF-HIDTA	\$1,704.93
F0207046	1045955	\$12,046.50	9/27/2005	15% - 11489	\$1,174.53
				CDAA	\$120.47
				DA OFFICE	\$1,204.65
				GENERAL FUND	\$2,891.16
				MODESTO PD	\$6,655.69
F0212059	1051945	\$5,377.00	7/18/2005	15% - 11489	\$524.25
				CDAA	\$53.77
				CERES PD	\$2,970.80
				DA OFFICE	\$537.70
				GENERAL FUND	\$1,290.48
F0302004	1054456	\$1,220.00	7/18/2005	15% - 11489	\$118.95
				CDAA	\$12.20
				DA OFFICE	\$122.00
				GENERAL FUND	\$292.80
				STANISLAUS CO SO	\$674.05
F0302008	1054786	\$4,981.75	2/10/2005	15% - 11489	\$485.72
				CDAA	\$49.82
				DA OFFICE	\$498.17
				GENERAL FUND	\$1,195.62
				MODESTO PD	\$2,752.42
F0302009	1054401	\$4,242.47	3/15/2005	15% - 11489	\$413.64
				CDAA	\$42.42
				DA OFFICE	\$424.25
				GENERAL FUND	\$1,018.19
				OAKDALE PD	\$2,343.97
F0302011	1051483	\$3,296.24	4/12/2005	15% - 11489	\$321.38
				CDAA	\$32.96
				DA OFFICE	\$329.62
				GENERAL FUND	\$791.10
				TURLOCK PD	\$1,821.18
F0302014	1054596	\$1,584.00	7/18/2005	15% - 11489	\$154.44
				CDAA	\$15.84
				DA OFFICE	\$158.40



State of California
ASSET FORFEITURE REPORT - 2005

Table 3

Admin Number	Docket Number	Amount Forfeited	Date Disbursed	Recipient	Amount Disbursed
F0304018	1056241	\$380.00	4/12/2005	GENERAL FUND	\$380.16
				PATTERSON PD	\$875.16
				15% - 11489	\$37.05
				CDA A	\$3.80
				DA OFFICE	\$38.00
F0308025	1062308	\$1,031.19	7/26/2005	GENERAL FUND	\$91.20
				OAKDALE PD	\$209.95
				15% - 11489	\$100.54
				CDA A	\$10.31
				DA OFFICE	\$103.12
F0311032	1066086	\$11,597.28	11/1/2005	GENERAL FUND	\$247.49
				MODESTO PD	\$569.73
				15% - 11489	\$1,130.73
				CDA A	\$115.97
				DA OFFICE	\$1,159.73
F0311037	1066530	\$962.97	7/18/2005	GENERAL FUND	\$2,783.35
				MODESTO PD	\$6,407.50
				15% - 11489	\$93.89
				CDA A	\$9.63
				DA OFFICE	\$96.30
F0311038	1065259	\$23,093.87	5/23/2005	GENERAL FUND	\$231.11
				OAKDALE PD	\$532.04
				15% - 11489	\$2,251.64
				CDA A	\$230.94
				DA OFFICE	\$2,309.38
				GENERAL FUND	\$5,542.51
				SOUTH. TRI-COUNTY HIDTA	\$3,189.85
				SSJMMTF-HIDTA	\$3,189.85
				STANISLAUS CAL-MMET	\$3,189.85
				STANISLAUS DRUG ENF AGY	\$3,189.85
F0311039	1068905	\$6,860.60	4/13/2005	15% - 11489	\$668.91
				CDA A	\$68.60
				DA OFFICE	\$686.06
				GENERAL FUND	\$1,646.55
				STANISLAUS DRUG ENF AGY	\$3,790.48
F0403010	1072306	\$3,435.49	7/28/2005	15% - 11489	\$334.96
				CDA A	\$34.35
				DA OFFICE	\$343.55
				GENERAL FUND	\$824.52
				TURLOCK PD	\$1,898.11



State of California
ASSET FORFEITURE REPORT - 2005

Table 3

Admin Number	Docket Number	Amount Forfeited	Date Disbursed	Recipient	Amount Disbursed
F0404018	1074876	\$519.77	4/14/2005	15% - 11489	\$50.68
				CDA	\$5.20
				DA OFFICE	\$51.98
				GENERAL FUND	\$124.74
				MODESTO PD	\$287.17
F0404020	1074837	\$2,264.00	8/24/2005	15% - 11489	\$220.74
				CDA	\$22.64
				DA OFFICE	\$226.40
				GENERAL FUND	\$543.36
				OAKDALE PD	\$1,250.86
F0406023	1076522	\$3,065.03	7/14/2005	15% - 11489	\$283.90
				CDA	\$30.65
				CHP-MODESTO	\$99.61
				DA OFFICE	\$306.50
				GENERAL FUND	\$735.61
				SAN FRANCISCO PD	\$804.38
				SSJMMTF-HIDTA	\$804.38
F0407025	1077961	\$899.21	7/19/2005	15% - 11489	\$87.67
				CDA	\$8.99
				DA OFFICE	\$89.92
				GENERAL FUND	\$215.81
				MODESTO PD	\$496.82
F0407026	1077948	\$6,014.00	7/18/2005	15% - 11489	\$586.36
				CDA	\$60.14
				CERES PD	\$3,322.74
				DA OFFICE	\$601.40
				GENERAL FUND	\$1,443.36
F0407029	1078587	\$1,548.00	9/15/2005	15% - 11489	\$150.93
				CDA	\$15.48
				DA OFFICE	\$154.80
				GENERAL FUND	\$371.52
				STANISLAUS CO SO	\$855.27
F0408030	1080293	\$2,780.01	4/14/2005	15% - 11489	\$271.05
				CDA	\$27.80
				DA OFFICE	\$278.00
				GENERAL FUND	\$667.20
				MODESTO PD	\$1,535.96
F0409032	1081318	\$7,332.00	4/13/2005	15% - 11489	\$357.43
				CA DOJ-BNE SACRAMENTO	\$2,382.90



State of California
ASSET FORFEITURE REPORT - 2005

Table 3

Admin Number	Docket Number	Amount Forfeited	Date Disbursed	Recipient	Amount Disbursed
				CDA A	\$73.32
				DA OFFICE	\$733.20
				GENERAL FUND	\$1,759.68
				STANISLAUS DRUG ENF AGY	\$2,025.47
F0410036	1083494	\$835.00	1/10/2005		
				15% - 11489	\$81.41
				CDA A	\$8.35
				DA OFFICE	\$83.50
				GENERAL FUND	\$200.40
				MODESTO PD	\$461.34
F0410037	1082972	\$3,830.65	4/14/2005		
				15% - 11489	\$373.49
				CDA A	\$38.31
				DA OFFICE	\$383.07
				GENERAL FUND	\$919.35
				MODESTO PD	\$2,116.43
F0411034	1083765	\$779.49	3/15/2005		
				15% - 11489	\$76.00
				CDA A	\$7.79
				DA OFFICE	\$77.95
				GENERAL FUND	\$187.08
				MODESTO PD	\$430.67
F0411039	1084172	\$2,280.98	4/14/2005		
				15% - 11489	\$222.39
				CDA A	\$22.81
				DA OFFICE	\$228.10
				GENERAL FUND	\$547.43
				MODESTO PD	\$1,260.25
F0411040	1084843	\$2,441.77	7/19/2005		
				15% - 11489	\$238.07
				CDA A	\$24.42
				DA OFFICE	\$244.18
				GENERAL FUND	\$586.02
				MODESTO PD	\$1,349.08
F0411041	1085110	\$2,040.18	6/7/2005		
				15% - 11489	\$198.92
				CDA A	\$20.40
				DA OFFICE	\$204.02
				GENERAL FUND	\$489.64
				MODESTO PD	\$1,127.20
F0412042	1085163	\$454.89	6/7/2005		
				15% - 11489	\$44.35
				CDA A	\$4.55
				DA OFFICE	\$45.49
				GENERAL FUND	\$109.17
				MODESTO PD	\$251.33



State of California
ASSET FORFEITURE REPORT - 2005

Table 3

Admin Number	Docket Number	Amount Forfeited	Date Disbursed	Recipient	Amount Disbursed
F0412043	1083644	\$732.88	7/18/2005	15% - 11489	\$71.45
				CDA A	\$7.33
				DA OFFICE	\$73.29
				GENERAL FUND	\$175.89
				TURLOCK PD	\$404.92
F0501001	MPD04128136	\$14,447.38	6/7/2005	15% - 11489	\$1,408.62
				CDA A	\$144.47
				DA OFFICE	\$1,444.74
				GENERAL FUND	\$3,467.37
				MODESTO PD	\$7,982.18
F0501002	1085826	\$438.35	5/23/2005	15% - 11489	\$42.74
				CDA A	\$4.38
				DA OFFICE	\$43.83
				GENERAL FUND	\$105.21
				STANISLAUS CAL-MMET	\$242.19
F0501006	1086541	\$2,010.82	7/19/2005	15% - 11489	\$196.55
				CDA A	\$20.11
				DA OFFICE	\$201.08
				GENERAL FUND	\$482.60
				MODESTO PD	\$1,110.48
F0501007	1087017	\$463.92	7/19/2005	15% - 11489	\$45.23
				CDA A	\$4.64
				DA OFFICE	\$46.39
				GENERAL FUND	\$111.34
				MODESTO PD	\$256.32
F0501010	506363	\$916.72	7/19/2005	15% - 11489	\$89.38
				CDA A	\$9.17
				DA OFFICE	\$91.67
				GENERAL FUND	\$220.01
				MODESTO PD	\$506.49
F0502009	1088753	\$2,147.18	7/19/2005	15% - 11489	\$209.35
				CDA A	\$21.47
				DA OFFICE	\$214.72
				GENERAL FUND	\$515.32
				MODESTO PD	\$1,186.32
F0503011	1088766	\$451.41	7/19/2005	15% - 11489	\$44.01
				CDA A	\$4.51
				DA OFFICE	\$45.14
				GENERAL FUND	\$108.34



State of California
ASSET FORFEITURE REPORT - 2005

Table 3

Admin Number	Docket Number	Amount Forfeited	Date Disbursed	Recipient	Amount Disbursed
F0503013	1089343	\$605.97	11/4/2005	MODESTO PD	\$249.41
				15% - 11489	\$59.08
				CDAA	\$6.06
				DA OFFICE	\$60.60
				GENERAL FUND	\$145.43
F0504017	1091246	\$18,226.08	10/6/2005	TURLOCK PD	\$334.80
				15% - 11489	\$1,777.04
				CDAA	\$182.26
				DA OFFICE	\$1,822.61
				GENERAL FUND	\$4,374.26
F0504018	MPD0533302	\$1,379.73	9/27/2005	SSJMMTF-HIDTA	\$3,356.64
				STANISLAUS CAL-MMET	\$3,356.63
				STANISLAUS DRUG ENF AGY	\$3,356.64
				15% - 11489	\$134.52
				CDAA	\$13.80
F0505025	1091615	\$5,649.00	12/15/2005	DA OFFICE	\$137.97
				GENERAL FUND	\$331.14
				MODESTO PD	\$762.30
				15% - 11489	\$550.77
				CDAA	\$56.49
F0505026	1094254	\$37,711.04	12/19/2005	CERES PD	\$3,121.08
				DA OFFICE	\$564.90
				GENERAL FUND	\$1,355.76
				15% - 11489	\$3,676.82
				CDAA	\$377.11
				DA OFFICE	\$3,771.10
				GENERAL FUND	\$9,050.65
				SSJMMTF-HIDTA	\$5,208.84
				STANISLAUS CO SO	\$15,626.52
STANISLAUS					\$205,460.68



State of California
ASSET FORFEITURE REPORT - 2005

Table 3

Admin Number	Docket Number	Amount Forfeited	Date Disbursed	Recipient	Amount Disbursed
SUTTER					
04-0004		\$1,038.85	10/12/2005		
				CDA A	\$10.39
				DA OFFICE	\$103.89
				GENERAL FUND	\$249.32
				TF NET-5	\$675.25
SUTTER					\$1,038.85



State of California
ASSET FORFEITURE REPORT - 2005

Table 3

Admin Number	Docket Number	Amount Forfeited	Date Disbursed	Recipient	Amount Disbursed
TEHAMA					
S0031025026		\$1,319.55	8/19/2005	15% - 11489	\$128.66
				CDAA	\$13.20
				DA OFFICE	\$131.96
				GENERAL FUND	\$316.69
				TEHAMA CO SO	\$729.04
SO030930040		\$1,667.03	8/19/2005	15% - 11489	\$162.54
				CDAA	\$16.67
				DA OFFICE	\$166.70
				GENERAL FUND	\$400.09
				TEHAMA CO SO	\$921.03
SO031025026		\$779.20	3/31/2005	15% - 11489	\$75.97
				CDAA	\$7.79
				DA OFFICE	\$77.92
				GENERAL FUND	\$187.01
				TEHAMA CO SO	\$430.51
SO050206028		\$119.17	6/16/2005	15% - 11489	\$11.62
				CDAA	\$1.19
				DA OFFICE	\$11.92
				GENERAL FUND	\$28.60
				TEHAMA CO SO	\$65.84
SO050211007		\$7,791.28	8/19/2005	15% - 11489	\$759.65
				CDAA	\$77.91
				DA OFFICE	\$779.13
				GENERAL FUND	\$1,869.91
				TEHAMA CO SO	\$4,304.68
TG2004-00068		\$6,439.40	8/19/2005	15% - 11489	\$627.84
				CDAA	\$64.39
				DA OFFICE	\$643.94
				GENERAL FUND	\$1,545.46
				TF TAGMET	\$3,557.77
TG2004-00159		\$2,976.29	5/20/2005	15% - 11489	\$290.19
				CDAA	\$29.76
				DA OFFICE	\$297.63
				GENERAL FUND	\$714.31
				TF TAGMET	\$1,644.40
TEHAMA					\$21,091.92



State of California
ASSET FORFEITURE REPORT - 2005

Table 3

Admin Number	Docket Number	Amount Forfeited	Date Disbursed	Recipient	Amount Disbursed
TRINITY					
03CV005		\$440.00	5/18/2005	15% - 11489	\$42.90
				CDAA	\$4.40
				DA OFFICE	\$144.10
				GENERAL FUND	\$105.60
				TRINITY CO SO	\$143.00
05CV002		\$6,314.19	8/11/2005	15% - 11489	\$615.62
				CDAA	\$63.14
				CHP	\$1,026.06
				DA OFFICE	\$1,862.69
				GENERAL FUND	\$1,515.41
				TRINITY CO SO	\$1,231.27
TRINITY					\$6,754.19



State of California
ASSET FORFEITURE REPORT - 2005

Table 3

Admin Number	Docket Number	Amount Forfeited	Date Disbursed	Recipient	Amount Disbursed
TULARE					
00-10129	00-193052	\$1,824.58	3/22/2005	CDA DA OFFICE GENERAL FUND VISALIA PD	\$18.25 \$182.45 \$437.90 \$1,185.98
02-00124	02-2011413	\$18,059.25	4/14/2005	BNE CDA DA OFFICE GENERAL FUND PORTERVILLE PD TF SANTA BARBARA-	\$1,805.93 \$180.59 \$1,805.93 \$4,334.22 \$902.95 \$9,029.63
02-10584	02-201802	\$2,734.63	3/22/2005	CDA DA OFFICE GENERAL FUND VISALIA PD	\$27.35 \$273.46 \$656.31 \$1,777.51
03-03205	03-204210	\$4,460.89	3/22/2005	CDA DA OFFICE GENERAL FUND VISALIA PD	\$44.61 \$446.09 \$1,070.61 \$2,899.58
03-05468		\$17,249.70	3/14/2005	CDA DA OFFICE GENERAL FUND PORTERVILLE PD	\$172.50 \$1,724.96 \$4,139.93 \$11,212.31
03-06053		\$1,158.92	4/15/2005	CDA DA OFFICE GENERAL FUND VISALIA PD	\$11.59 \$115.89 \$278.14 \$753.30
03-08807	03-205063	\$2,557.27	3/22/2005	CDA DA OFFICE GENERAL FUND VISALIA PD	\$25.57 \$255.73 \$613.74 \$1,662.23
03-15500	03-207592/3	\$4,741.81	11/2/2005	CDA DA OFFICE GENERAL FUND VISALIA PD	\$47.42 \$474.18 \$1,138.03 \$3,082.18
04-13442		\$2,325.66	1/18/2005	CDA DA OFFICE GENERAL FUND	\$23.26 \$232.56 \$558.16



State of California
ASSET FORFEITURE REPORT - 2005

Table 3

Admin Number	Docket Number	Amount Forfeited	Date Disbursed	Recipient	Amount Disbursed
04-17262		\$2,353.20	2/23/2005	VISALIA PD	\$1,511.68
				CDA A	\$23.53
				DA OFFICE	\$235.32
				GENERAL FUND	\$564.77
04-21948		\$3,528.16	3/22/2005	VISALIA PD	\$1,529.58
				CDA A	\$35.28
				DA OFFICE	\$352.82
				GENERAL FUND	\$846.76
04-70102	04-210455	\$765.18	3/18/2005	VISALIA PD	\$2,293.30
				CDA A	\$7.65
				DA OFFICE	\$76.52
				GENERAL FUND	\$183.64
04-70173		\$2,808.86	3/7/2005	VISALIA PD	\$497.37
				CDA A	\$28.09
				DA OFFICE	\$280.88
				GENERAL FUND	\$674.13
05-05798		\$3,153.45	11/21/2005	TULARE CO SO	\$1,825.76
				CDA A	\$31.53
				DA OFFICE	\$315.35
				GENERAL FUND	\$756.83
05-11925	05-108551	\$839.25	9/29/2005	TULARE CO SO	\$2,049.74
				CDA A	\$8.39
				DA OFFICE	\$83.93
				GENERAL FUND	\$201.42
05-40059		\$11,497.78	7/15/2005	VISALIA PD	\$545.51
				CDA A	\$114.98
				DA OFFICE	\$1,149.77
				GENERAL FUND	\$2,759.47
05-60014		\$5,721.17	4/29/2005	TULARE CO SO	\$7,473.56
				CDA A	\$57.21
				DA OFFICE	\$572.12
				GENERAL FUND	\$1,373.08
				TULARE CO SO	\$3,718.76

TULARE

\$85,779.76



State of California
ASSET FORFEITURE REPORT - 2005

Table 3

Admin Number	Docket Number	Amount Forfeited	Date Disbursed	Recipient	Amount Disbursed
TUOLUMNE					
04-1914(A)		\$3,648.81	6/28/2005	CDA A	\$36.49
				DA OFFICE	\$364.88
				GENERAL FUND	\$875.71
				SONORA PD	\$592.94
				TUOLUMNE CO SO	\$1,778.79
04-1914(B)		\$3,915.29	6/28/2005	CDA A	\$39.15
				DA OFFICE	\$391.53
				GENERAL FUND	\$939.67
				SONORA PD	\$636.24
				TUOLUMNE CO SO	\$1,908.70
05-0193		\$570.29	7/29/2005	CDA A	\$5.70
				DA OFFICE	\$57.03
				GENERAL FUND	\$136.87
				TUOLUMNE CO SO	\$370.69
TUOLUMNE					\$8,134.39



State of California
ASSET FORFEITURE REPORT - 2005

Table 3

Admin Number	Docket Number	Amount Forfeited	Date Disbursed	Recipient	Amount Disbursed
VENTURA					
FS03-005		\$2,449.94	1/19/2005	CDA	\$24.50
				DA OFFICE	\$244.99
				GENERAL FUND	\$587.99
				OXNARD PD	\$1,592.46
FS03-016		\$174,201.26	3/30/2005	CDA	\$1,742.01
				DA OFFICE	\$17,420.13
				GENERAL FUND	\$41,808.30
				VCCAT	\$94,826.58
				VCCAT	\$18,404.24
FS03-034		\$3,836.00	12/2/2005	CDA	\$38.36
				DA OFFICE	\$383.60
				GENERAL FUND	\$920.64
				OXNARD PD	\$2,493.40
FS03-042		\$12,752.02	4/20/2005	CDA	\$127.52
				DA OFFICE	\$1,275.20
				GENERAL FUND	\$3,060.48
				VENTURA CO SO	\$8,288.82
FS03-054		\$3,023.62	3/11/2005	CDA	\$30.24
				DA OFFICE	\$302.36
				GENERAL FUND	\$725.67
				VENTURA CO SO	\$1,965.35
FS03-062		\$1,887.69	1/19/2005	CDA	\$18.88
				CHP-VENTURA	\$1,226.99
				DA OFFICE	\$188.77
				GENERAL FUND	\$453.05
FS04-005		\$4,573.00	4/6/2005	CDA	\$45.73
				DA OFFICE	\$457.30
				GENERAL FUND	\$1,097.52
				PORT HUENEME PD	\$2,972.45
FS04-027		\$11,588.73	3/4/2005	CDA	\$115.89
				DA OFFICE	\$1,158.87
				GENERAL FUND	\$2,781.30
				OXNARD PD	\$7,532.67
FS04-028		\$10,395.87	4/8/2005	CDA	\$103.96
				DA OFFICE	\$1,039.59
				GENERAL FUND	\$2,495.01
				OXNARD PD	\$6,757.31



State of California
ASSET FORFEITURE REPORT - 2005

Table 3

Admin Number	Docket Number	Amount Forfeited	Date Disbursed	Recipient	Amount Disbursed
FS04-029		\$1,150.60	5/12/2005	CDA	\$11.51
				DA OFFICE	\$115.06
				GENERAL FUND	\$276.14
				VENTURA PD	\$747.89
FS04-031		\$1,166.23	1/21/2005	CDA	\$11.66
				DA OFFICE	\$116.62
				GENERAL FUND	\$279.90
				OXNARD PD	\$758.05
FS04-033		\$855.00	1/19/2005	CDA	\$8.55
				DA OFFICE	\$85.50
				GENERAL FUND	\$205.20
				PORT HUENEME PD	\$555.75
FS04-034		\$1,082.24	6/24/2005	CDA	\$10.82
				DA OFFICE	\$108.22
				GENERAL FUND	\$259.74
				VENTURA PD	\$703.46
FS04-037		\$7,469.47	1/19/2005	CDA	\$74.69
				DA OFFICE	\$746.95
				GENERAL FUND	\$1,792.67
				OXNARD PD	\$4,855.16
FS04-038		\$6,721.45	1/19/2005	CDA	\$67.21
				DA OFFICE	\$672.15
				GENERAL FUND	\$1,613.15
				OXNARD PD	\$4,368.94
FS04-039		\$793.00	1/20/2005	CDA	\$7.93
				DA OFFICE	\$79.30
				GENERAL FUND	\$190.32
				VENTURA CO SO	\$515.45
FS04-040		\$935.62	1/19/2005	CDA	\$9.36
				DA OFFICE	\$93.56
				GENERAL FUND	\$224.55
				OXNARD PD	\$608.15
FS04-041		\$7,959.79	1/19/2005	CDA	\$79.60
				DA OFFICE	\$795.98
				GENERAL FUND	\$1,910.35
				VENTURA PD	\$5,173.86
FS04-042		\$1,773.60	1/19/2005	CDA	\$17.74



State of California
ASSET FORFEITURE REPORT - 2005

Table 3

Admin Number	Docket Number	Amount Forfeited	Date Disbursed	Recipient	Amount Disbursed
				DA OFFICE	\$177.36
				GENERAL FUND	\$425.66
				OXNARD PD	\$1,152.84
FS04-043		\$5,698.27	6/24/2005		
				CDA A	\$56.98
				DA OFFICE	\$569.83
				GENERAL FUND	\$1,367.58
				VENTURA CO SO	\$3,703.88
FS04-044		\$1,590.00	1/20/2005		
				CDA A	\$15.90
				DA OFFICE	\$159.00
				GENERAL FUND	\$381.60
				VENTURA CO SO	\$1,033.50
FS04-045		\$2,604.11	6/11/2005		
				CDA A	\$26.04
				DA OFFICE	\$260.41
				GENERAL FUND	\$624.99
				VENTURA CO SO	\$1,692.67
FS04-046		\$881.36	2/23/2005		
				CDA A	\$8.81
				DA OFFICE	\$88.14
				GENERAL FUND	\$211.53
				OXNARD PD	\$572.88
FS04-047		\$494.73	7/15/2005		
				CDA A	\$4.95
				DA OFFICE	\$49.47
				GENERAL FUND	\$118.74
				OXNARD PD	\$321.57
FS04-048		\$1,381.00	3/16/2005		
				CDA A	\$13.81
				DA OFFICE	\$138.10
				GENERAL FUND	\$331.44
				VENTURA CO SO	\$897.65
FS04-049		\$2,269.59	4/15/2005		
				CDA A	\$22.70
				DA OFFICE	\$226.96
				GENERAL FUND	\$544.70
				OXNARD PD	\$1,475.23
FS04-050		\$16,633.34	12/8/2005		
				CDA A	\$166.33
				DA OFFICE	\$1,663.33
				GENERAL FUND	\$3,992.00
				VENTURA CO SO	\$10,811.68
FS04-051		\$589.80	4/15/2005		
				CDA A	\$5.90
				DA OFFICE	\$58.98
				GENERAL FUND	\$141.55



State of California
ASSET FORFEITURE REPORT - 2005

Table 3

Admin Number	Docket Number	Amount Forfeited	Date Disbursed	Recipient	Amount Disbursed
FS04-052		\$2,845.00	3/9/2005	OXNARD PD	\$383.37
				CDA A	\$28.45
				DA OFFICE	\$284.50
				GENERAL FUND	\$682.80
				VENTURA CO SO	\$1,849.25
FS04-053		\$835.00	4/19/2005		
				CDA A	\$8.35
				DA OFFICE	\$83.50
				GENERAL FUND	\$200.40
				VENTURA CO SO	\$542.75
FS04-054		\$1,894.49	5/12/2005		
				CDA A	\$18.94
				DA OFFICE	\$189.45
				GENERAL FUND	\$454.68
				VENTURA PD	\$1,231.42
FS04-055		\$941.00	6/24/2005		
				CDA A	\$9.41
				DA OFFICE	\$94.10
				GENERAL FUND	\$225.84
				VENTURA CO SO	\$611.65
FS05-001		\$715.04	7/15/2005		
				CDA A	\$7.15
				DA OFFICE	\$71.50
				GENERAL FUND	\$171.61
				OXNARD PD	\$464.78
FS05-002		\$15,608.47	8/15/2005		
				CDA A	\$156.08
				DA OFFICE	\$1,560.85
				GENERAL FUND	\$3,746.03
				VENTURA CO SO	\$10,145.51
FS05-003		\$2,043.54	6/24/2005		
				CDA A	\$20.44
				DA OFFICE	\$204.35
				GENERAL FUND	\$490.45
				VENTURA CO SO	\$1,328.30
FS05-004		\$2,805.46	6/24/2005		
				CDA A	\$28.05
				DA OFFICE	\$280.55
				GENERAL FUND	\$673.31
				VENTURA CO SO	\$1,823.55
FS05-006	CIV232067	\$22,690.48	7/19/2005		
				CDA A	\$226.90
				DA OFFICE	\$2,269.05
				GENERAL FUND	\$5,445.72
				OXNARD PD	\$14,748.81



State of California
ASSET FORFEITURE REPORT - 2005

Table 3

Admin Number	Docket Number	Amount Forfeited	Date Disbursed	Recipient	Amount Disbursed
FS05-011		\$3,460.85	8/11/2005	CDA A	\$34.61
				DA OFFICE	\$346.09
				GENERAL FUND	\$830.60
				VENTURA PD	\$2,249.55
FS05-012		\$460.00	5/18/2005	CDA A	\$4.60
				DA OFFICE	\$46.00
				GENERAL FUND	\$110.40
				VENTURA CO SO	\$299.00
FS05-013		\$646.00	10/11/2005	CDA A	\$6.46
				DA OFFICE	\$64.60
				GENERAL FUND	\$155.04
				VENTURA CO SO	\$419.90
FS05-014		\$1,551.42	8/15/2005	CDA A	\$15.51
				DA OFFICE	\$155.14
				GENERAL FUND	\$372.34
				VENTURA CO SO	\$1,008.43
FS05-016		\$5,383.14	9/15/2005	CDA A	\$53.83
				DA OFFICE	\$538.31
				GENERAL FUND	\$1,291.95
				VENTURA CO SO	\$3,499.05
FS05-017		\$680.32	8/26/2005	CDA A	\$6.80
				DA OFFICE	\$68.03
				GENERAL FUND	\$163.28
				OXNARD PD	\$442.21
FS05-018		\$1,260.00	8/15/2005	CDA A	\$12.60
				DA OFFICE	\$126.00
				GENERAL FUND	\$302.40
				VENTURA CO SO	\$819.00
FS05-019		\$667.00	8/15/2005	CDA A	\$6.67
				DA OFFICE	\$66.70
				GENERAL FUND	\$160.08
				VENTURA CO SO	\$433.55
FS05-022		\$1,093.00	8/15/2005	CDA A	\$10.93
				DA OFFICE	\$109.30
				GENERAL FUND	\$262.32
				VENTURA CO SO	\$710.45
FS05-023		\$2,544.81	8/15/2005	CDA A	\$25.45



State of California
ASSET FORFEITURE REPORT - 2005

Table 3

Admin Number	Docket Number	Amount Forfeited	Date Disbursed	Recipient	Amount Disbursed
				DA OFFICE	\$254.48
				GENERAL FUND	\$610.75
				VENTURA CO SO	\$1,654.13
FS05-025		\$841.00	8/25/2005		
				CDA A	\$8.41
				DA OFFICE	\$84.10
				GENERAL FUND	\$201.84
				VENTURA CO SO	\$546.65
FS05-026		\$8,528.60	9/20/2005		
				CDA A	\$85.29
				DA OFFICE	\$852.86
				GENERAL FUND	\$2,046.86
				OXNARD PD	\$5,543.59
FS05-030		\$6,439.32	9/15/2005		
				CDA A	\$64.39
				DA OFFICE	\$643.93
				GENERAL FUND	\$1,545.44
				VCCAT	\$4,185.56
FS05-035		\$2,377.81	11/30/2005		
				CDA A	\$23.78
				DA OFFICE	\$237.78
				GENERAL FUND	\$570.67
				VENTURA CO SO	\$1,545.58
FS05-039		\$844.70	11/30/2005		
				CDA A	\$8.45
				DA OFFICE	\$84.47
				GENERAL FUND	\$202.73
				VENTURA CO SO	\$549.05
FS05-040		\$1,146.87	12/16/2005		
				CDA A	\$11.47
				DA OFFICE	\$114.69
				GENERAL FUND	\$275.25
				OXNARD PD	\$745.46
FS05-047		\$934.17	12/16/2005		
				CDA A	\$9.34
				DA OFFICE	\$93.42
				GENERAL FUND	\$224.20
				OXNARD PD	\$607.21
FS05-050		\$13,568.85	12/2/2005		
				CDA A	\$135.69
				DA OFFICE	\$1,356.89
				GENERAL FUND	\$3,256.52
				VENTURA CO SO	\$8,819.75
FS95-035	CIV158687	\$36,587.74	10/5/2005		
				CDA A	\$365.88
				DA OFFICE	\$3,658.77
				GENERAL FUND	\$8,781.06



State of California
ASSET FORFEITURE REPORT - 2005

Table 3

Admin Number	Docket Number	Amount Forfeited	Date Disbursed	Recipient	Amount Disbursed
				OXNARD PD	\$10,202.49
				SANTA PAULA PD	\$3,377.05
				VENTURA PD	\$10,202.49
VENTURA					\$426,151.41



State of California
ASSET FORFEITURE REPORT - 2005

Table 3

Admin Number	Docket Number	Amount Forfeited	Date Disbursed	Recipient	Amount Disbursed
YOLO					
00-85079A	PT00-1013	\$1,456.89	6/30/2005	CDA A	\$14.57
				DA OFFICE	\$145.69
				GENERAL FUND	\$349.65
				TF YOLO NET-YONET	\$946.98
00-85100A	PT00-2188	\$429.97	6/30/2005	CDA A	\$4.30
				DA OFFICE	\$43.00
				GENERAL FUND	\$103.19
				TF YOLO NET-YONET	\$279.48
02-85160A		\$12,746.70	6/30/2005	CDA A	\$127.47
				DA OFFICE	\$1,274.67
				GENERAL FUND	\$3,059.21
				TF YOLO NET-YONET	\$8,285.35
03-85173A		\$362.50	6/30/2005	CDA A	\$3.63
				DA OFFICE	\$36.25
				GENERAL FUND	\$87.00
				TF YOLO NET-YONET	\$235.62
04-85200A		\$10,544.48	6/30/2005	CDA A	\$105.44
				DA OFFICE	\$1,054.45
				GENERAL FUND	\$2,530.68
				TF YOLO NET-YONET	\$6,853.91
04-85207A		\$3,501.20	6/30/2005	CDA A	\$35.01
				DA OFFICE	\$350.12
				GENERAL FUND	\$840.29
				TF YOLO NET-YONET	\$2,275.78
04-85208A		\$487.20	6/30/2005	CDA A	\$4.87
				DA OFFICE	\$48.72
				GENERAL FUND	\$116.93
				TF YOLO NET-YONET	\$316.68
04-85209A		\$744.20	6/30/2005	CDA A	\$7.44
				DA OFFICE	\$74.42
				GENERAL FUND	\$178.61
				TF YOLO NET-YONET	\$483.73
04-85210A		\$1,925.20	6/30/2005	CDA A	\$19.25
				DA OFFICE	\$192.52
				GENERAL FUND	\$462.05
				TF YOLO NET-YONET	\$1,251.35
				TF YOLO NET-YONET	\$0.03



State of California
ASSET FORFEITURE REPORT - 2005

Table 3

Admin Number	Docket Number	Amount Forfeited	Date Disbursed	Recipient	Amount Disbursed
04-85211A		\$736.20	6/30/2005	CDA A	\$7.36
				DA OFFICE	\$73.62
				GENERAL FUND	\$176.69
				TF YOLO NET-YONET	\$478.53
04-85214A		\$575.20	6/30/2005	CDA A	\$5.75
				DA OFFICE	\$57.52
				GENERAL FUND	\$138.05
				TF YOLO NET-YONET	\$373.88
04-85215A		\$1,559.20	6/30/2005	CDA A	\$15.59
				DA OFFICE	\$155.92
				GENERAL FUND	\$374.21
				TF YOLO NET-YONET	\$1,013.48
04-85216A		\$2,168.85	6/30/2005	CDA A	\$21.69
				DA OFFICE	\$216.89
				GENERAL FUND	\$520.52
				TF YOLO NET-YONET	\$1,409.75
04-85218A		\$968.85	6/30/2005	CDA A	\$9.69
				DA OFFICE	\$96.89
				GENERAL FUND	\$232.52
				TF YOLO NET-YONET	\$629.75
04-85220A		\$1,316.85	6/30/2005	CDA A	\$13.17
				DA OFFICE	\$131.69
				GENERAL FUND	\$316.04
				TF YOLO NET-YONET	\$855.95
04-85221A		\$814.85	6/30/2005	CDA A	\$8.15
				DA OFFICE	\$81.49
				GENERAL FUND	\$195.56
				TF YOLO NET-YONET	\$529.65
04-85222A		\$1,285.91	6/30/2005	CDA A	\$12.86
				DA OFFICE	\$128.59
				GENERAL FUND	\$308.62
				TF YOLO NET-YONET	\$835.84
04-85224A		\$1,075.91	6/30/2005	CDA A	\$10.76
				DA OFFICE	\$107.59
				GENERAL FUND	\$258.22
				TF YOLO NET-YONET	\$699.34
04-85225A		\$916.91	6/30/2005	CDA A	\$9.17



State of California
ASSET FORFEITURE REPORT - 2005

Table 3

Admin Number	Docket Number	Amount Forfeited	Date Disbursed	Recipient	Amount Disbursed
				DA OFFICE	\$91.69
				GENERAL FUND	\$220.06
				TF YOLO NET-YONET	\$595.99
04-85228A		\$637.91	6/30/2005		
				CDA A	\$6.38
				DA OFFICE	\$63.79
				GENERAL FUND	\$153.10
				TF YOLO NET-YONET	\$414.64
04-85230A		\$647.85	6/30/2005		
				CDA A	\$6.48
				DA OFFICE	\$64.79
				GENERAL FUND	\$155.48
				TF YOLO NET-YONET	\$421.10
04-85231A		\$408.85	6/30/2005		
				CDA A	\$4.09
				DA OFFICE	\$40.89
				GENERAL FUND	\$98.12
				TF YOLO NET-YONET	\$265.75
05-85233A		\$1,475.91	6/30/2005		
				CDA A	\$14.76
				DA OFFICE	\$147.59
				GENERAL FUND	\$354.22
				TF YOLO NET-YONET	\$959.34
05-85236A		\$706.91	6/30/2005		
				CDA A	\$7.07
				DA OFFICE	\$70.69
				GENERAL FUND	\$169.66
				TF YOLO NET-YONET	\$459.49
05-85237A		\$5,491.91	6/30/2005		
				CDA A	\$54.92
				DA OFFICE	\$549.19
				GENERAL FUND	\$1,318.06
				TF YOLO NET-YONET	\$3,569.74
05-85238A		\$596.91	6/30/2005		
				CDA A	\$5.97
				DA OFFICE	\$59.69
				GENERAL FUND	\$143.26
				TF YOLO NET-YONET	\$387.99
05-85240A		\$748.91	6/30/2005		
				CDA A	\$7.49
				DA OFFICE	\$74.89
				GENERAL FUND	\$179.74
				TF YOLO NET-YONET	\$486.79
05-85241A		\$20,772.73	6/30/2005		
				CDA A	\$207.73
				DA OFFICE	\$2,077.27
				GENERAL FUND	\$4,985.46



State of California
ASSET FORFEITURE REPORT - 2005

Table 3

Admin Number	Docket Number	Amount Forfeited	Date Disbursed	Recipient	Amount Disbursed
05-85242A		\$915.91	6/30/2005	TF YOLO NET-YONET	\$13,502.27
				CDA A	\$9.16
				DA OFFICE	\$91.59
				GENERAL FUND	\$219.82
				TF YOLO NET-YONET	\$595.34
1-97-84781	V97000288	\$2,989.43	6/30/2005		
				CDA A	\$29.89
				DA OFFICE	\$298.94
				GENERAL FUND	\$717.46
				TF YOLO NET-YONET	\$1,943.14
98-84894A	V98000304	\$1,012.43	6/30/2005		
				CDA A	\$10.12
				DA OFFICE	\$101.24
				GENERAL FUND	\$242.98
				TF YOLO NET-YONET	\$658.09
98-84935-A		\$37,107.33	6/30/2005		
				CDA A	\$371.07
				DA OFFICE	\$3,710.73
				GENERAL FUND	\$8,905.76
				SACRAMENTO CO DA	\$22,745.35
				TF YOLO NET-YONET	\$1,374.42
98-84942-A		\$2,287.43	6/30/2005		
				CDA A	\$22.87
				DA OFFICE	\$228.74
				GENERAL FUND	\$548.98
				TF YOLO NET-YONET	\$1,486.84
99-84989A	CV98-1488	\$1,107.43	6/30/2005		
				CDA A	\$11.07
				DA OFFICE	\$110.74
				GENERAL FUND	\$265.78
				TF YOLO NET-YONET	\$719.84
99-85001A	CV99-393	\$791.43	6/30/2005		
				CDA A	\$7.91
				DA OFFICE	\$79.14
				GENERAL FUND	\$189.94
				TF YOLO NET-YONET	\$514.44
99-85002A		\$909.43	6/30/2005		
				CDA A	\$9.09
				DA OFFICE	\$90.94
				GENERAL FUND	\$218.26
				TF YOLO NET-YONET	\$591.14
99-85018A	CV99-592	\$1,035.43	6/30/2005		
				CDA A	\$10.35
				DA OFFICE	\$103.54
				GENERAL FUND	\$248.50
				TF YOLO NET-YONET	\$673.04



State of California
ASSET FORFEITURE REPORT - 2005

Table 3

Admin Number	Docket Number	Amount Forfeited	Date Disbursed	Recipient	Amount Disbursed
99-85047A		\$1,965.70	6/30/2005	CDA	\$19.66
				DA OFFICE	\$196.57
				GENERAL FUND	\$471.77
				TF YOLO NET-YONET	\$1,277.70
YOLO					\$125,226.91



State of California
ASSET FORFEITURE REPORT - 2005

Table 3

Admin Number	Docket Number	Amount Forfeited	Date Disbursed	Recipient	Amount Disbursed
YUBA					
N04-170		\$9,243.98	11/23/2005		
				15% - 11489	\$901.29
				CDAA	\$92.44
				DA OFFICE	\$924.40
				GENERAL FUND	\$2,218.56
				TF NET-5	\$5,107.29
N99-008		\$1,510.90	11/23/2005		
				15% - 11489	\$147.31
				CDAA	\$15.11
				DA OFFICE	\$151.09
				GENERAL FUND	\$362.62
				TF NET-5	\$834.77
YUBA					\$10,754.88