

CONCEALABLE

FIREARMS CHARGES

IN CALIFORNIA

Fiscal Year 2003

TURN PAGE



Bill Lockyer, Attorney General
California Department of Justice
Division of California Justice Information Services
Bureau of Criminal Information and Analysis
CRIMINAL JUSTICE STATISTICS CENTER

Links to:

[PC 12025 \(Concealed Firearm\)](#)

[Data Tables](#)

[PC 12031 \(Loaded Firearm\)](#)

[Appendices](#)

[CJSC Home Page](#)

[CJSC Publications](#)

[AG Home Page](#)



CALIFORNIA DEPARTMENT OF JUSTICE

Bill Lockyer, Attorney General

DIVISION OF CALIFORNIA JUSTICE INFORMATION SERVICES

Nick Dedier, Director/CIO

BUREAU OF CRIMINAL INFORMATION AND ANALYSIS

Doug Smith, Deputy Director

CRIMINAL JUSTICE STATISTICS CENTER

Jack Scheidegger, Assistant Chief

Steve Galeria, Program Manager

Acknowledgments

- Adele Spears, Analyst
- Laura Towse, Analyst
- Marie Herbert, Analyst
- Penny Miles, Technician
- Debra Callahand, Technician
- Rebecca Bowe, Graphics/Internet
- Tad Davis, Editor

The role of the **CRIMINAL JUSTICE STATISTICS CENTER** is to:

- Collect, analyze, and report statistical data which provide valid measures of crime and the criminal justice process.
- Examine these data on an ongoing basis to better describe crime and the criminal justice system.
- Promote the responsible presentation and use of crime statistics.

TURN PAGE

Narrative	
Introduction	1
PC 12025 - Charges for carrying a <i>concealed</i> firearm	
Level of charged offense	5
Gender by level of charged offense	6
Level of charged offense by gender	7
Race/ethnic group by level of charged offense	8
Level of charged offense by race/ethnic group	9
Age by level of charged offense	10
Level of charged offense by age	11
Charges in addition to felony PC 12025	12
Charges in addition to misdemeanor PC 12025	14
PC 12031 - Charges for carrying a <i>loaded</i> firearm	
Level of charged offense	19
Gender by level of charged offense	20
Level of charged offense by gender	21
Race/ethnic group by level of charged offense	22
Level of charged offense by race/ethnic group	23
Age by level of charged offense	24
Level of charged offense by age	25
Charges in addition to felony PC 12031	26
Charges in addition to misdemeanor PC 12031	28
Appendices	
Appendix I - Data characteristics and known limitations	49
Appendix II - Charges	50
Appendix III - Criminal justice glossary	52
Tables	
1 Charges for Penal Code sections 12025 and 12031, fiscal year 2003	
Level of charge by gender, race/ethnic group, and age of person charged	32
2 Charges for Penal Code sections 12025 and 12031, fiscal year 2003	
Level of charge by county	33
3 Charges for Penal Code sections 12025 and 12031, fiscal year 2003	
Level of primary charge by additional charges	34
4 Penal Code section 12025 - felony charges, fiscal year 2003	
Race/ethnic group and gender of person charged by county	35
5 Penal Code section 12025 - felony charges, fiscal year 2003	
Age and gender of person charged by county	36
6 Penal Code section 12025 - misdemeanor charges, fiscal year 2003	
Race/ethnic group and gender of person charged by county	38
7 Penal Code section 12025 - misdemeanor charges, fiscal year 2003	
Age and gender of person charged by county	39
8 Penal Code section 12031 - felony charges, fiscal year 2003	
Race/ethnic group and gender of person charged by county	41
9 Penal Code section 12031 - felony charges, fiscal year 2003	
Age and gender of person charged by county	42
10 Penal Code section 12031 - misdemeanor charges, fiscal year 2003	
Race/ethnic group and gender of person charged by county	44
11 Penal Code section 12031 - misdemeanor charges, fiscal year 2003	
Age and gender of person charged by county	45

TURN PAGE

Prior to January 1, 2000, existing law generally provided that carrying a concealed or loaded firearm was punishable as a misdemeanor and, under certain circumstances, a felony. However, the Legislature determined that carrying a concealed or loaded firearm without being listed with the Department of Justice (DOJ) as the registered owner of the firearm is a serious crime and should be treated as such. Assembly Bill (AB) 491 (Scott, 1999) amended both Penal Code (PC) sections 12025 (carrying a concealed firearm) and 12031 (carrying a loaded firearm) to increase the number of circumstances when an offense could be charged. The following additional circumstances may be charged as either felonies or misdemeanors:

- When a person has both a firearm and unexpended ammunition in their immediate possession and that person is not listed with the DOJ as the registered owner of the firearm (PC 12025).
- When a person carries a loaded firearm on his/her person or in a vehicle on any public street and that person is not listed with the DOJ as the registered owner of the firearm (PC 12031).

AB 491 also amended PC sections 12025 and 12031 to require district attorneys to report specified information to the Attorney General about individuals charged with carrying a concealed or loaded firearm. This information includes the gender, race/ethnic group, and age of any person charged with a felony or misdemeanor under either PC sections 12025 or 12031 and any other offense charged in the same complaint or indictment. In addition, the Attorney General is required to compile these data and submit an annual report to the Legislature.

In response to AB 491, the DOJ developed the *Concealable Weapons Statistical System* to meet the new data collection and reporting requirements. Data collection and reporting began in 2000 after all district attorneys were notified by the DOJ of the reporting requirement. District attorneys submit data in either electronic format, via the *Legal Net*, or in manual format.

This report describes data submitted to the DOJ by district attorneys for the fiscal year (FY) 2003 (July 1, 2002 through June 30, 2003). Trend data will be reported in the fifth (and final) year of this report.

TURN PAGE



For PC section 12025 charges in FY 2003:

- 57.5 percent were filed at the felony level and 42.5 percent were filed at the misdemeanor level.
- 95.1 percent of those charged were male.
- 43.5 percent of those charged were Hispanic, followed by blacks (26.4 percent), then whites (24.3 percent).
- The largest percentage of those charged were aged 18-24 (47.7 percent).

For PC section 12031 charges in FY 2003:

- 62.3 percent were filed at the felony level and 37.7 percent were filed at the misdemeanor level.
- 95.7 percent of those charged were male.
- 46.7 percent of those charged were Hispanic, followed by blacks (24.0 percent), then whites (23.6 percent).
- The largest percentage of those charged were aged 18-24 (48.6 percent).

Additional information is provided in the body of this report about those individuals charged under either PC section 12025 or 12031. This information is displayed by the level of charged offense, gender, race/ethnic group, and age of persons charged. Additional charges brought against persons charged with the primary offenses of PC sections 12025 or 12031 are also displayed.

It is important to note that demographic data refer to "individuals," however, some persons may have been arrested and charged with PC sections 12025 or 12031 more than once during the reporting period. Therefore, data presented represent the number of charges reported to the DOJ by district attorneys, not the number of individuals charged.

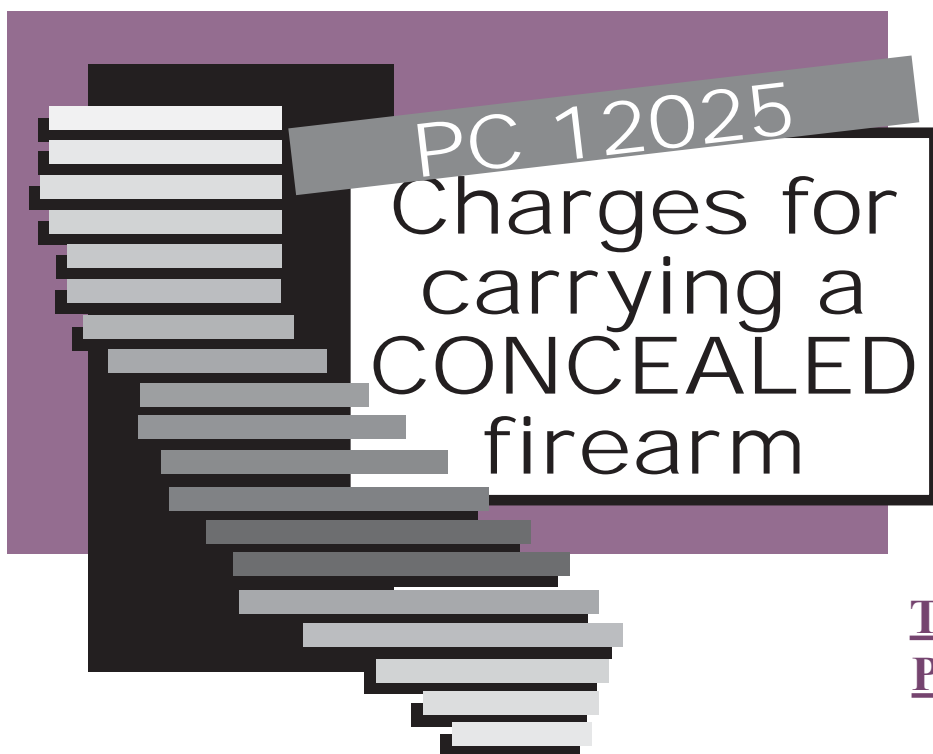
Links to:

[PC 12025 \(Concealed Firearm\)](#)

[PC 12031 \(Loaded Firearm\)](#)

[Data Tables](#)

[Appendices](#)



Links to:

[Preface](#) [PC 12031 \(Loaded Firearm\)](#)

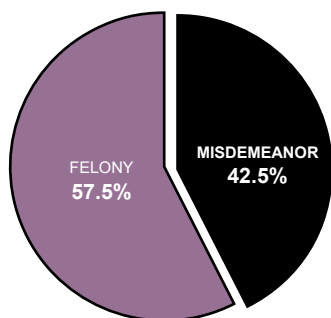
[Data Tables](#) [Appendices](#)

[CJSC Home Page](#) [CJSC Publications](#) [AG Home Page](#)

Table N-1
PC 12025
 By Level of Charged Offense, FY 2003

Level of charged offense	Number	Percent
Total	3,930	100.0
Felony	2,260	57.5
Misdemeanor	1,670	42.5

Chart 1
PC 12025
 By Level of Charged Offense, FY 2003



Prior to January 1, 2000, existing law generally provided that carrying a concealed firearm was punishable as a misdemeanor and, under certain circumstances, a felony. In 1999, PC section 12025 was amended to increase the number of circumstances when an offense could be charged. The following additional circumstance may be charged as either a felony or a misdemeanor:

- When a person has both a firearm and unexpended ammunition in their immediate possession and that person is not listed with the DOJ as the registered owner of the firearm.

In FY 2003, of 3,930 charges for PC section 12025:

- Felony-level filings accounted for 57.5 percent (2,260).
- Misdemeanor-level filings accounted for 42.5 percent (1,670).

In FY 2003, over one-half (57.5 percent) of the charges for PC section 12025 were filed at the felony level.

TURN
PAGE

GENDER BY LEVEL OF CHARGED OFFENSE

In FY 2003,

Of the 3,738 males charged with PC section 12025:

- Felony-level filings accounted for 58.1 percent (2,170).
- Misdemeanor-level filings accounted for 41.9 percent (1,568).

Of the 192 females charged with PC section 12025:

- Felony-level filings accounted for 46.9 percent (90).
- Misdemeanor-level filings accounted for 53.1 percent (102).

Males were charged with more felony-level than misdemeanor-level PC section 12025 offenses; the inverse was true for females.

Table N-2
PC 12025
 Gender of Person Charged
 By Level of Charged Offense, FY 2003

Gender of person charged	Total		Felony		Misdemeanor	
	Number	Percent	Number	Percent	Number	Percent
Total	3,930	100.0	2,260	57.5	1,670	42.5
Male	3,738	100.0	2,170	58.1	1,568	41.9
Female	192	100.0	90	46.9	102	53.1

Chart 2
PC 12025
 Gender of Person Charged
 By Level of Charged Offense, FY 2003



**TURN
PAGE**

LEVEL OF CHARGED OFFENSE BY GENDER

Table N-3
PC 12025
 Level of Charged Offense
 By Gender of Person Charged, FY 2003

Gender of person charged	Total		Felony		Misdemeanor	
	Number	Percent	Number	Percent	Number	Percent
Total	3,930	100.0	2,260	100.0	1,670	100.0
Male	3,738	95.1	2,170	96.0	1,568	93.9
Female	192	4.9	90	4.0	102	6.1

In FY 2003,

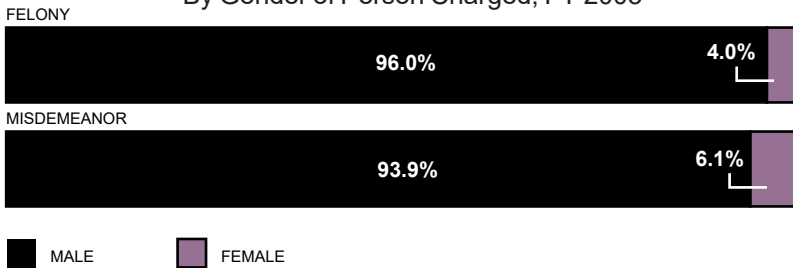
Of 2,260 felony-level filings for PC section 12025:

- Males accounted for 96.0 percent (2,170).
- Females accounted for 4.0 percent (90).

Of 1,670 misdemeanor-level filings for PC section 12025:

- Males accounted for 93.9 percent (1,568).
- Females accounted for 6.1 percent (102).

Chart 3
PC 12025
 Level of Charged Offense
 By Gender of Person Charged, FY 2003



Regardless of filing level, almost all of those charged with PC section 12025 were male (95.1 percent).

TURN
PAGE

RACE/ETHNIC GROUP BY LEVEL OF CHARGED OFFENSE

In FY 2003,

Of the 955 whites charged with PC section 12025:

- Felony-level filings accounted for 38.8 percent (371).
- Misdemeanor-level filings accounted for 61.2 percent (584).

Of the 1,709 Hispanics charged with PC section 12025:

- Felony-level filings accounted for 62.1 percent (1,061).
- Misdemeanor-level filings accounted for 37.9 percent (648).

Of the 1,039 blacks charged with PC section 12025:

- Felony-level filings accounted for 68.2 percent (709).
- Misdemeanor-level filings accounted for 31.8 percent (330).

Of the 227 other race/ethnic groups charged with PC section 12025:

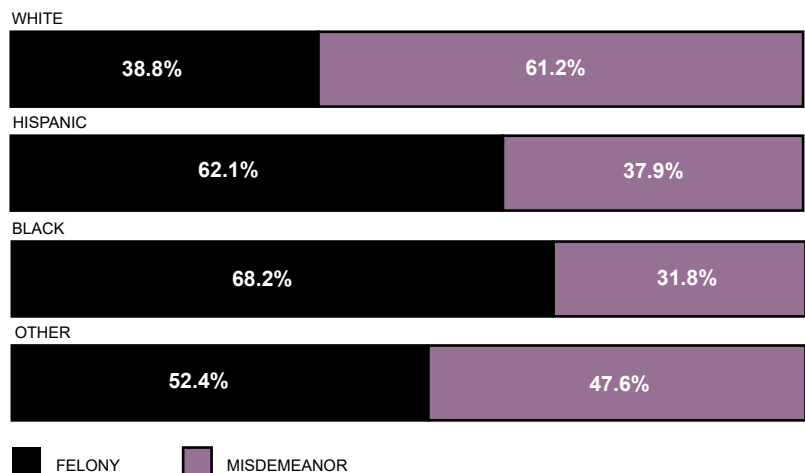
- Felony-level filings accounted for 52.4 percent (119).
- Misdemeanor-level filings accounted for 47.6 percent (108).

The percentage of whites charged with felony-level PC section 12025 was less than the percentages of Hispanics, blacks, and other race/ethnic groups charged at the felony level.

Table N-4
PC 12025
 Race/Ethnic Group of Person Charged
 By Level of Charged Offense, FY 2003

Race/ethnic group of person charged	Total		Felony		Misdemeanor	
	Number	Percent	Number	Percent	Number	Percent
Total	3,930	100.0	2,260	57.5	1,670	42.5
White	955	100.0	371	38.8	584	61.2
Hispanic	1,709	100.0	1,061	62.1	648	37.9
Black	1,039	100.0	709	68.2	330	31.8
Other	227	100.0	119	52.4	108	47.6

Chart 4
PC 12025
 Race/Ethnic Group of Person Charged
 By Level of Charged Offense, FY 2003



**TURN
PAGE**

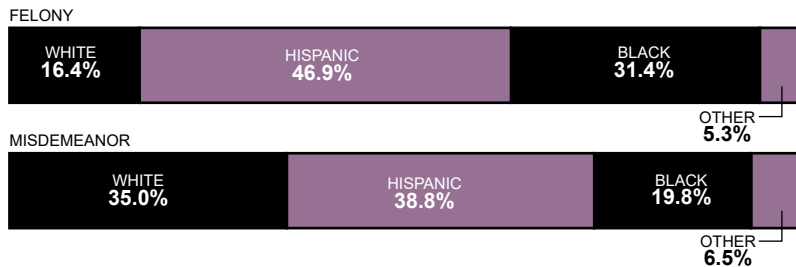
LEVEL OF CHARGED OFFENSE BY RACE/ETHNIC GROUP

Table N-5
PC 12025
 Level of Charged Offense
 By Race/Ethnic Group of Person Charged, FY 2003

Race/ethnic group of person charged	Total		Felony		Misdemeanor	
	Number	Percent	Number	Percent	Number	Percent
Total	3,930	100.0	2,260	100.0	1,670	100.0
White	955	24.3	371	16.4	584	35.0
Hispanic	1,709	43.5	1,061	46.9	648	38.8
Black	1,039	26.4	709	31.4	330	19.8
Other	227	5.8	119	5.3	108	6.5

Note: Percentages may not add to 100.0 because of rounding.

Chart 5
PC 12025
 Level of Charged Offense
 By Race/Ethnic Group of Person Charged, FY 2003



Note: Percentages may not add to 100.0 because of rounding.

In FY 2003,

Of 2,260 felony-level filings for PC section 12025:

- Whites accounted for 16.4 percent (371).
- Hispanics accounted for 46.9 percent (1,061).
- Blacks accounted for 31.4 percent (709).
- Other race/ethnic groups accounted for 5.3 percent (119).

Of 1,670 misdemeanor-level filings for PC section 12025:

- Whites accounted for 35.0 percent (584).
- Hispanics accounted for 38.8 percent (648).
- Blacks accounted for 19.8 percent (330).
- Other race/ethnic groups accounted for 6.5 percent (108).

The subjectivity of the classification and labeling process must be considered in the analysis of race/ethnic group data. As commonly used, race refers to large populations that share certain similar physical characteristics such as skin color. Because these physical characteristics can vary greatly within groups as well as between groups, determination of race is frequently, by necessity, subjective. Ethnicity refers to cultural heritage and can cross racial lines. For example, the ethnic designation "Hispanic" includes persons of any race. Most commonly, self-identification of race/ethnicity is used in the classification and labeling process.

AGE BY LEVEL OF CHARGED OFFENSE

In FY 2003,

Of the 117 persons under age 18 charged with PC section 12025:

- Felony-level filings accounted for 85.5 percent (100).
- Misdemeanor-level filings accounted for 14.5 percent (17).

Of the 1,874 persons aged 18-24 charged with PC section 12025:

- Felony-level filings accounted for 61.7 percent (1,157).
- Misdemeanor-level filings accounted for 38.3 percent (717).

Of the 695 persons aged 25-29 charged with PC section 12025:

- Felony-level filings accounted for 60.3 percent (419).
- Misdemeanor-level filings accounted for 39.7 percent (276).

Of the 699 persons aged 30-39 charged with PC section 12025:

- Felony-level filings accounted for 57.4 percent (401).
- Misdemeanor-level filings accounted for 42.6 percent (298).

Of the 349 persons aged 40-49 charged with PC section 12025:

- Felony-level filings accounted for 37.8 percent (132).
- Misdemeanor-level filings accounted for 62.2 percent (217).

Of the 196 persons aged 50 and over charged with PC section 12025:

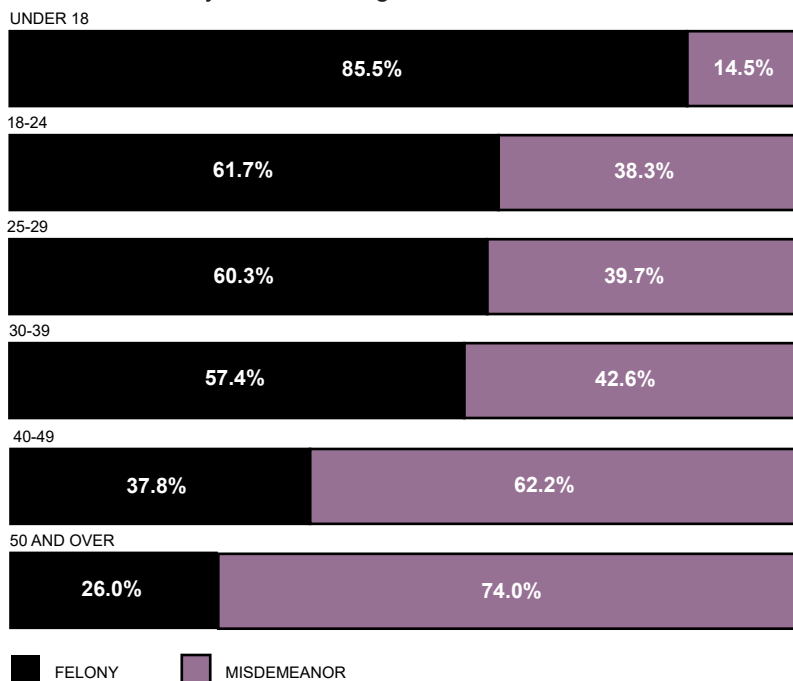
- Felony-level filings accounted for 26.0 percent (51).
- Misdemeanor-level filings accounted for 74.0 percent (145).

The percentage of persons charged with felony-level PC section 12025 was highest (85.5 percent) for the youngest age group shown (under 18) and lowest (26.0 percent) for the oldest age group shown (50 and over).

Table N-6
PC 12025
 Age of Person Charged
 By Level of Charged Offense, FY 2003

Age of person charged	Total		Felony		Misdemeanor	
	Number	Percent	Number	Percent	Number	Percent
Total	3,930	100.0	2,260	57.5	1,670	42.5
Under 18	117	100.0	100	85.5	17	14.5
18-24	1,874	100.0	1,157	61.7	717	38.3
25-29	695	100.0	419	60.3	276	39.7
30-39	699	100.0	401	57.4	298	42.6
40-49	349	100.0	132	37.8	217	62.2
50 and over ...	196	100.0	51	26.0	145	74.0

Chart 6
PC 12025
 Age of Person Charged
 By Level of Charged Offense, FY 2003



**TURN
 PAGE**

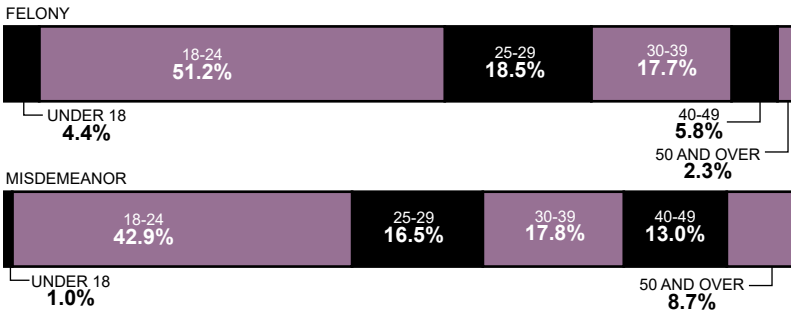
LEVEL OF CHARGED OFFENSE BY AGE

Table N-7
PC 12025
 Level of Charged Offense
 By Age of Person Charged, FY 2003

Age of person charged	Total		Felony		Misdemeanor	
	Number	Percent	Number	Percent	Number	Percent
Total	3,930	100.0	2,260	100.0	1,670	100.0
Under 18	117	3.0	100	4.4	17	1.0
18-24	1,874	47.7	1,157	51.2	717	42.9
25-29	695	17.7	419	18.5	276	16.5
30-39	699	17.8	401	17.7	298	17.8
40-49	349	8.9	132	5.8	217	13.0
50 and over ..	196	5.0	51	2.3	145	8.7

Note: Percentages may not add to 100.0 because of rounding.

Chart 7
PC 12025
 Level of Charged Offense
 By Age of Person Charged, FY 2003



Note: Percentages may not add to 100.0 because of rounding.

In FY 2003,

Of 2,260 felony-level filings for PC section 12025:

- Persons under age 18 accounted for 4.4 percent (100).
- Persons aged 18-24 accounted for 51.2 percent (1,157).
- Persons aged 25-29 accounted for 18.5 percent (419).
- Persons aged 30-39 accounted for 17.7 percent (401).
- Persons aged 40-49 accounted for 5.8 percent (132).
- Persons aged 50 and over accounted for 2.3 percent (51).

Of 1,670 misdemeanor-level filings for PC section 12025:

- Persons under age 18 accounted for 1.0 percent (17).
- Persons aged 18-24 accounted for 42.9 percent (717).
- Persons aged 25-29 accounted for 16.5 percent (276).
- Persons aged 30-39 accounted for 17.8 percent (298).
- Persons aged 40-49 accounted for 13.0 percent (217).
- Persons aged 50 and over accounted for 8.7 percent (145).

Regardless of filing level, the largest percentage of those charged with PC section 12025 were aged 18-24.

TURN
PAGE

CHARGES IN ADDITION TO FELONY PC 12025

In FY 2003, there were 3,030 charges filed in addition to a primary charge of *felony* PC section 12025. Of these additional charges:

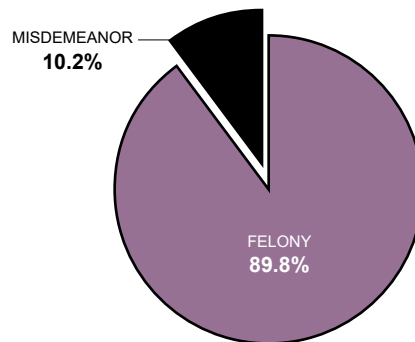
- Felony-level filings accounted for 89.8 percent (2,721).
- Misdemeanor-level filings accounted for 10.2 percent (309).

Table N-8
**CHARGES IN ADDITION TO
 FELONY PC 12025**
 By Level and Type of Charged Offense, FY 2003

Level and type of charged offense	Number	Percent of total	Percent of level
Total	3,030	100.0	
Felony	2,721	89.8	100.0
Violent offenses	293		10.8
Property offenses	290		10.7
Drug offenses	473		17.4
Weapons offenses	1,513		55.6
All other	152		5.6
Misdemeanor	309	10.2	100.0
Assault and battery	95		30.7
Theft offenses	2		0.6
Drug offenses	28		9.1
Weapons offenses	82		26.5
All other	102		33.0

Note: Percentages may not add to 100.0 because of rounding.

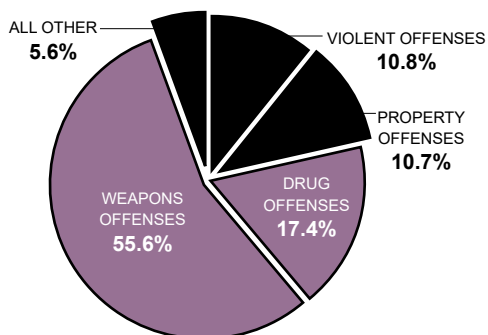
Chart 8
**CHARGES IN ADDITION TO
 FELONY PC 12025**
 By Level of Charged Offense, FY 2003



TURN
PAGE

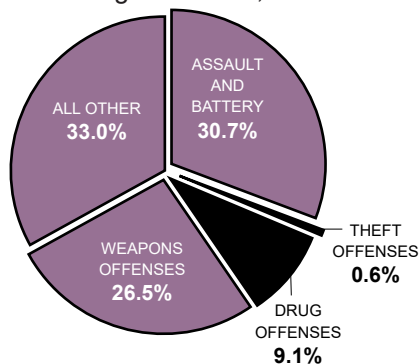


Chart 9
**FELONY CHARGES IN ADDITION TO
 FELONY PC 12025**
 By Type of Charged Offense, FY 2003



Note: Percentages may not add to 100.0 because of rounding.

Chart 10
**MISDEMEANOR CHARGES IN ADDITION TO
 FELONY PC 12025**
 By Type of Charged Offense, FY 2003



Note: Percentages may not add to 100.0 because of rounding.

In FY 2003,

Of 2,721 felony-level filings in addition to a primary charge of *felony* PC section 12025:

- Violent offenses accounted for 10.8 percent (293).
- Property offenses accounted for 10.7 percent (290).
- Drug offenses accounted for 17.4 percent (473).
- Weapons offenses accounted for 55.6 percent (1,513).
- All other felony offenses accounted for 5.6 percent (152).

Of 309 misdemeanor-level filings in addition to a primary charge of *felony* PC section 12025:

- Assault and battery accounted for 30.7 percent (95).
- Theft offenses accounted for 0.6 percent (2).
- Drug offenses accounted for 9.1 percent (28).
- Weapons offenses accounted for 26.5 percent (82).
- All other misdemeanor offenses accounted for 33.0 percent (102).

TURN
PAGE

CHARGES IN ADDITION TO MISDEMEANOR PC 12025

In FY 2003, there were 1,597 charges filed in addition to a primary charge of *misdemeanor* PC section 12025. Of these additional charges:

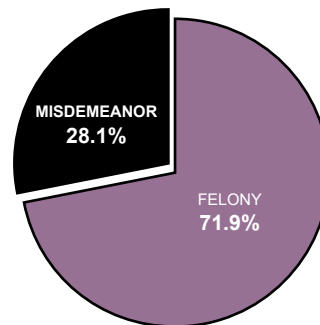
- Felony-level filings accounted for 71.9 percent (1,149).
- Misdemeanor-level filings accounted for 28.1 percent (448).

Table N-9
**CHARGES IN ADDITION TO
 MISDEMEANOR PC 12025**
 By Level and Type of Charged Offense, FY 2003

Level and type of charged offense	Number	Percent of total	Percent of level
Total	1,597	100.0	
Felony	1,149	71.9	100.0
Violent offenses	121		10.5
Property offenses	117		10.2
Drug offenses	218		19.0
Weapons offenses	529		46.0
All other	164		14.3
Misdemeanor	448	28.1	100.0
Assault and battery	67		15.0
Theft offenses	4		0.9
Drug offenses	73		16.3
Weapons offenses	106		23.7
All other	198		44.2

Note: Percentages may not add to 100.0 because of rounding.

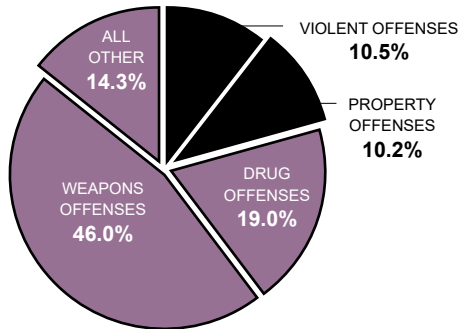
Chart 11
**CHARGES IN ADDITION TO
 MISDEMEANOR PC 12025**
 By Level of Charged Offense, FY 2003



TURN
PAGE



Chart 12
**FELONY CHARGES IN ADDITION TO
 MISDEMEANOR PC 12025**
 By Type of Charged Offense, FY 2003

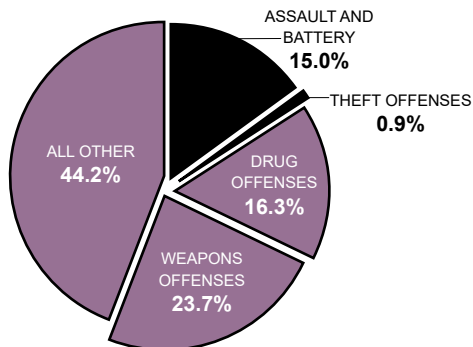


In FY 2003,

Of 1,149 felony-level filings in addition to a primary charge of *misdemeanor* PC section 12025:

- Violent offenses accounted for 10.5 percent (121).
- Property offenses accounted for 10.2 percent (117).
- Drug offenses accounted for 19.0 percent (218).
- Weapons offenses accounted for 46.0 percent (529).
- All other felony offenses accounted for 14.3 percent (164).

Chart 13
**MISDEMEANOR CHARGES IN ADDITION TO
 MISDEMEANOR PC 12025**
 By Type of Charged Offense, FY 2003

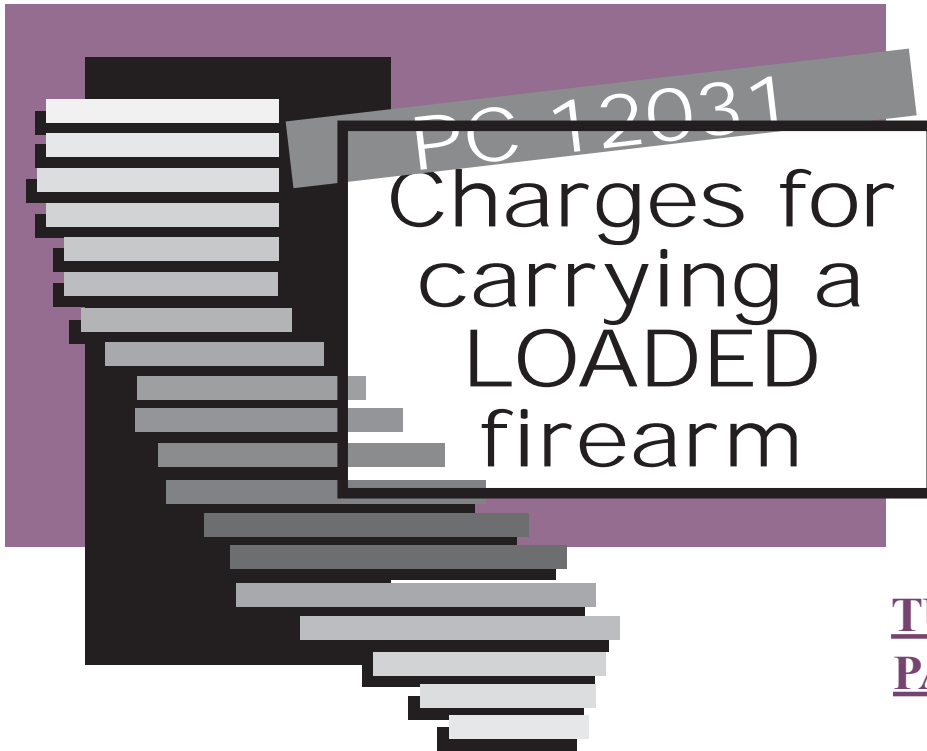


Of 448 misdemeanor-level filings in addition to a primary charge of *misdemeanor* PC section 12025:

- Assault and battery accounted for 15.0 percent (67).
- Theft offenses accounted for 0.9 percent (4).
- Drug offenses accounted for 16.3 percent (73).
- Weapons offenses accounted for 23.7 percent (106).
- All other misdemeanor offenses accounted for 44.2 percent (198).

Note: Percentages may not add to 100.0 because of rounding.

Links to:
[Preface](#) [PC 12031 \(Loaded Firearm\)](#)
[Data Tables](#) [Appendices](#)



Links to:

[Preface](#) [PC 12025 \(Concealed Firearm\)](#)
[Data Tables](#) [Appendices](#)

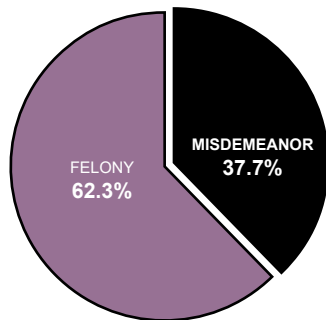
[CJSC Home Page](#) [CJSC Publications](#) [AG Home Page](#)

LEVEL OF CHARGED OFFENSE

Table N-10
PC 12031
By Level of Charged Offense, FY 2003

Level of charged offense	Number	Percent
Total	2,140	100.0
Felony	1,334	62.3
Misdemeanor	806	37.7

Chart 14
PC 12031
By Level of Charged Offense, FY 2003



Prior to January 1, 2000, existing law generally provided that carrying a loaded firearm was punishable as a misdemeanor and, under certain circumstances, a felony. In 1999, PC section 12031 was amended to increase the number of circumstances when an offense could be charged. The following additional circumstance may be charged as either a felony or a misdemeanor:

- When a person carries a loaded firearm on his/her person or in a vehicle on any public street and that person is not listed with the DOJ as the registered owner of the firearm.

In FY 2003, of 2,140 charges for PC section 12031:

- Felony-level filings accounted for 62.3 percent (1,334).
- Misdemeanor-level filings accounted for 37.7 percent (806).

In FY 2003, over 60 percent of the charges for PC section 12031 were filed at the felony level.

TURN
PAGE

GENDER BY LEVEL OF CHARGED OFFENSE

In FY 2003,

Of the 2,048 males charged with PC section 12031:

- Felony-level filings accounted for 63.0 percent (1,290).
- Misdemeanor-level filings accounted for 37.0 percent (758).

Of the 92 females charged with PC section 12031:

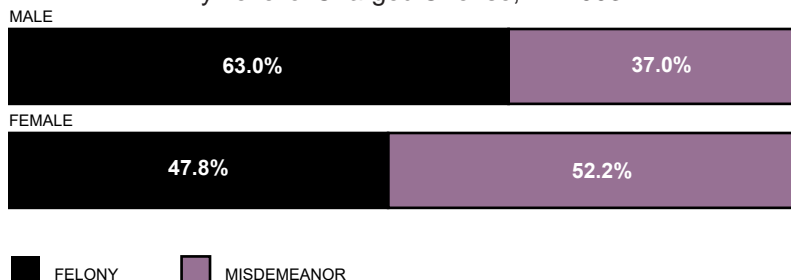
- Felony-level filings accounted for 47.8 percent (44).
- Misdemeanor-level filings accounted for 52.2 percent (48).

Males were charged with more felony-level than misdemeanor-level PC section 12031 offenses; the inverse was true for females.

Table N-11
PC 12031
 Gender of Person Charged
 By Level of Charged Offense, FY 2003

Gender of person charged	Total		Felony		Misdemeanor	
	Number	Percent	Number	Percent	Number	Percent
Total	2,140	100.0	1,334	62.3	806	37.7
Male	2,048	100.0	1,290	63.0	758	37.0
Female	92	100.0	44	47.8	48	52.2

Chart 15
PC 12031
 Gender of Person Charged
 By Level of Charged Offense, FY 2003



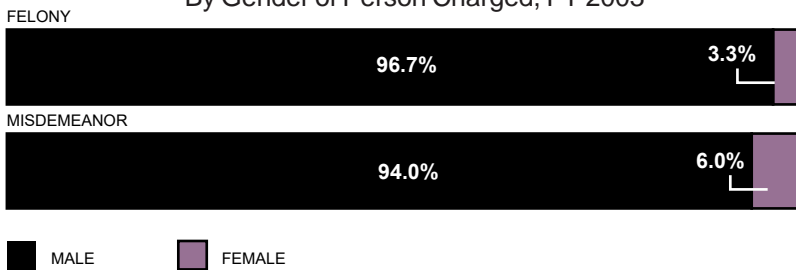
**TURN
 PAGE**

LEVEL OF CHARGED OFFENSE BY GENDER

Table N-12
PC 12031
 Level of Charged Offense
 By Gender of Person Charged, FY 2003

Gender of person charged	Total		Felony		Misdemeanor	
	Number	Percent	Number	Percent	Number	Percent
Total	2,140	100.0	1,334	100.0	806	100.0
Male	2,048	95.7	1,290	96.7	758	94.0
Female	92	4.3	44	3.3	48	6.0

Chart 16
PC 12031
 Level of Charged Offense
 By Gender of Person Charged, FY 2003



In FY 2003,

Of 1,334 felony-level filings for PC section 12031:

- Males accounted for 96.7 percent (1,290).
- Females accounted for 3.3 percent (44).

Of 806 misdemeanor-level filings for PC section 12031:

- Males accounted for 94.0 percent (758).
- Females accounted for 6.0 percent (48).

Regardless of filing level, almost all of those charged with PC section 12031 were male (95.7 percent).

TURN
PAGE

RACE/ETHNIC GROUP BY LEVEL OF CHARGED OFFENSE

In FY 2003,

Of the 506 whites charged with PC section 12031:

- Felony-level filings accounted for 38.7 percent (196).
- Misdemeanor-level filings accounted for 61.3 percent (310).

Of the 999 Hispanics charged with PC section 12031:

- Felony-level filings accounted for 70.1 percent (700).
- Misdemeanor-level filings accounted for 29.9 percent (299).

Of the 514 blacks charged with PC section 12031:

- Felony-level filings accounted for 73.0 percent (375).
- Misdemeanor-level filings accounted for 27.0 percent (139).

Of the 121 other race/ethnic groups charged with PC section 12031:

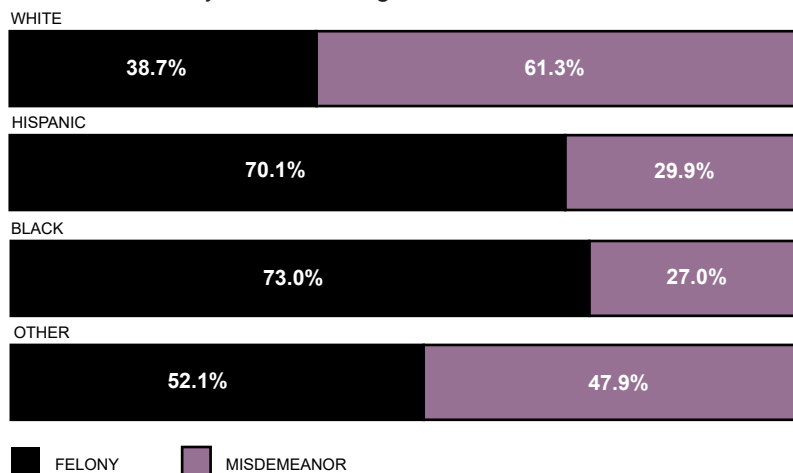
- Felony-level filings accounted for 52.1 percent (63).
- Misdemeanor-level filings accounted for 47.9 percent (58).

The percentage of whites charged with felony-level PC section 12031 was less than the percentages of Hispanics, blacks, and other race/ethnic groups charged at the felony level.

Table N-13
PC 12031
 Race/Ethnic Group of Person Charged
 By Level of Charged Offense, FY 2003

Race/ethnic group of person charged	Total		Felony		Misdemeanor	
	Number	Percent	Number	Percent	Number	Percent
Total	2,140	100.0	1,334	62.3	806	37.7
White	506	100.0	196	38.7	310	61.3
Hispanic	999	100.0	700	70.1	299	29.9
Black	514	100.0	375	73.0	139	27.0
Other	121	100.0	63	52.1	58	47.9

Chart 17
PC 12031
 Race/Ethnic Group of Person Charged
 By Level of Charged Offense, FY 2003



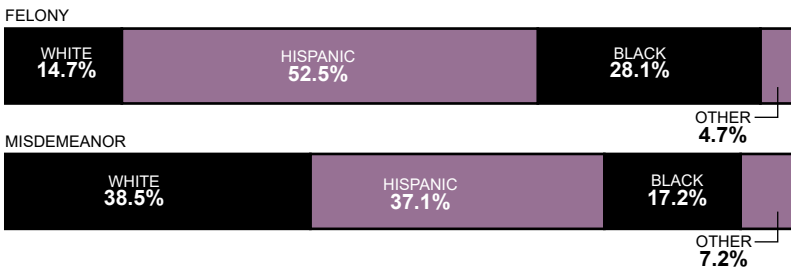
**TURN
 PAGE**

LEVEL OF CHARGED OFFENSE BY RACE/ETHNIC GROUP

Table N-14
PC 12031
 Level of Charged Offense
 By Race/Ethnic Group of Person Charged, FY 2003

Race/ethnic group of person charged	Total		Felony		Misdemeanor	
	Number	Percent	Number	Percent	Number	Percent
Total	2,140	100.0	1,334	100.0	806	100.0
White	506	23.6	196	14.7	310	38.5
Hispanic.....	999	46.7	700	52.5	299	37.1
Black	514	24.0	375	28.1	139	17.2
Other	121	5.7	63	4.7	58	7.2

Chart 18
PC 12031
 Level of Charged Offense
 By Race/Ethnic Group of Person Charged, FY 2003



In FY 2003,

Of 1,334 felony-level filings for PC section 12031:

- Whites accounted for 14.7 percent (196).
- Hispanics accounted for 52.5 percent (700).
- Blacks accounted for 28.1 percent (375).
- Other race/ethnic groups accounted for 4.7 percent (63).

Of 806 misdemeanor-level filings for PC section 12031:

- Whites accounted for 38.5 percent (310).
- Hispanics accounted for 37.1 percent (299).
- Blacks accounted for 17.2 percent (139).
- Other race/ethnic groups accounted for 7.2 percent (58).

The subjectivity of the classification and labeling process must be considered in the analysis of race/ethnic group data. As commonly used, race refers to large populations that share certain similar physical characteristics such as skin color. Because these physical characteristics can vary greatly within groups as well as between groups, determination of race is frequently, by necessity, subjective. Ethnicity refers to cultural heritage and can cross racial lines. For example, the ethnic designation "Hispanic" includes persons of any race. Most commonly, self-identification of race/ethnicity is used in the classification and labeling process.

AGE BY LEVEL OF CHARGED OFFENSE

In FY 2003,

Of the 69 persons under age 18 charged with PC section 12031:

- Felony-level filings accounted for 75.4 percent (52).
- Misdemeanor-level filings accounted for 24.6 percent (17).

Of the 1,039 persons aged 18-24 charged with PC section 12031:

- Felony-level filings accounted for 69.0 percent (717).
- Misdemeanor-level filings accounted for 31.0 percent (322).

Of the 357 persons aged 25-29 charged with PC section 12031:

- Felony-level filings accounted for 67.2 percent (240).
- Misdemeanor-level filings accounted for 32.8 percent (117).

Of the 382 persons aged 30-39 charged with PC section 12031:

- Felony-level filings accounted for 57.3 percent (219).
- Misdemeanor-level filings accounted for 42.7 percent (163).

Of the 202 persons aged 40-49 charged with PC section 12031:

- Felony-level filings accounted for 41.6 percent (84).
- Misdemeanor-level filings accounted for 58.4 percent (118).

Of the 91 persons aged 50 and over charged with PC section 12031:

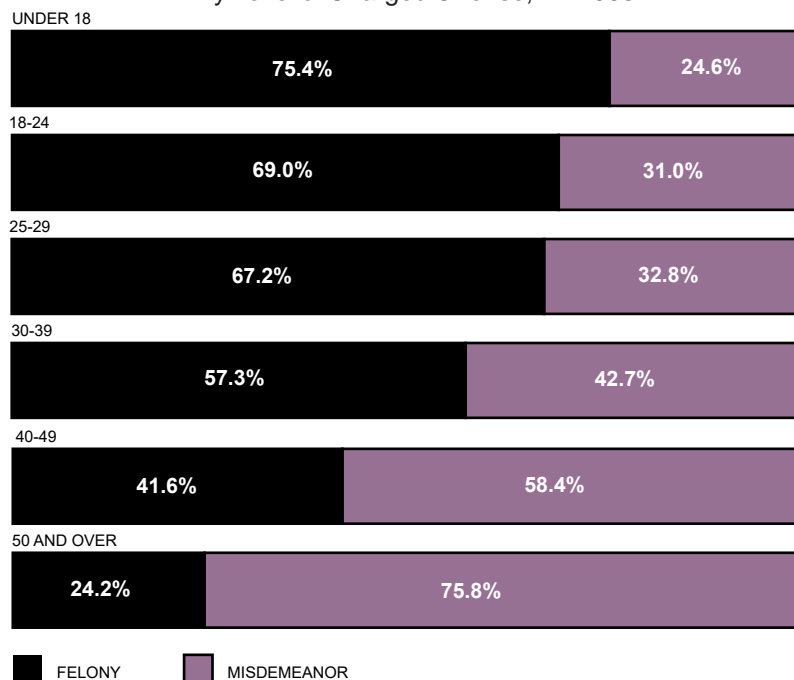
- Felony-level filings accounted for 24.2 percent (22).
- Misdemeanor-level filings accounted for 75.8 percent (69).

The percentage of persons charged with felony-level PC section 12031 was highest (75.4 percent) for the youngest age group shown (under 18) and lowest (24.2 percent) for the oldest age group shown (50 and over).

Table N-15
PC 12031
 Age of Person Charged
 By Level of Charged Offense, FY 2003

Age of person charged	Total		Felony		Misdemeanor	
	Number	Percent	Number	Percent	Number	Percent
Total	2,140	100.0	1,334	62.3	806	37.7
Under 18	69	100.0	52	75.4	17	24.6
18-24	1,039	100.0	717	69.0	322	31.0
25-29	357	100.0	240	67.2	117	32.8
30-39	382	100.0	219	57.3	163	42.7
40-49	202	100.0	84	41.6	118	58.4
50 and over ..	91	100.0	22	24.2	69	75.8

Chart 19
PC 12031
 Age of Person Charged
 By Level of Charged Offense, FY 2003



**TURN
 PAGE**

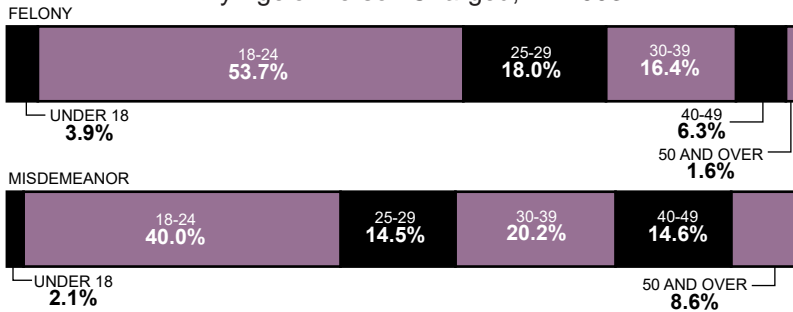
LEVEL OF CHARGED OFFENSE BY AGE

Table N-16
PC 12031
Level of Charged Offense
By Age of Person Charged, FY 2003

Age of person charged	Total		Felony		Misdemeanor	
	Number	Percent	Number	Percent	Number	Percent
Total	2,140	100.0	1,334	100.0	806	100.0
Under 18	69	3.2	52	3.9	17	2.1
18-24	1,039	48.6	717	53.7	322	40.0
25-29	357	16.7	240	18.0	117	14.5
30-39	382	17.9	219	16.4	163	20.2
40-49	202	9.4	84	6.3	118	14.6
50 and over ..	91	4.3	22	1.6	69	8.6

Note: Percentages may not add to 100.0 because of rounding.

Chart 20
PC 12031
Level of Charged Offense
By Age of Person Charged, FY 2003



Note: Percentages may not add to 100.0 because of rounding.

In FY 2003,

Of 1,334 felony-level filings for PC section 12031:

- Persons under age 18 accounted for 3.9 percent (52).
- Persons aged 18-24 accounted for 53.7 percent (717).
- Persons aged 25-29 accounted for 18.0 percent (240).
- Persons aged 30-39 accounted for 16.4 percent (219).
- Persons aged 40-49 accounted for 6.3 percent (84).
- Persons aged 50 and over accounted for 1.6 percent (22).

Of 806 misdemeanor-level filings for PC section 12031:

- Persons under age 18 accounted for 2.1 percent (17).
- Persons aged 18-24 accounted for 40.0 percent (322).
- Persons aged 25-29 accounted for 14.5 percent (117).
- Persons aged 30-39 accounted for 20.2 percent (163).
- Persons aged 40-49 accounted for 14.6 percent (118).
- Persons aged 50 and over accounted for 8.6 percent (69).

Regardless of filing level, the largest percentage of those charged with PC section 12031 were aged 18-24.

TURN
PAGE

CHARGES IN ADDITION TO FELONY PC 12031

In FY 2003, there were 1,512 charges filed in addition to a primary charge of *felony* PC section 12031. Of these additional charges:

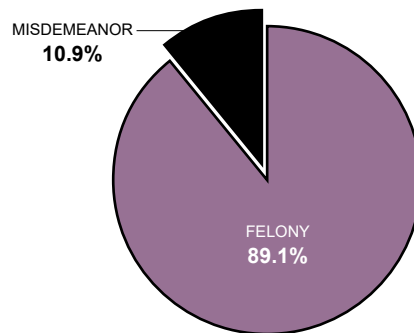
- Felony-level filings accounted for 89.1 percent (1,347).
- Misdemeanor-level filings accounted for 10.9 percent (165).

Table N-17
**CHARGES IN ADDITION TO
 FELONY PC 12031**
 By Level and Type of Charged Offense, FY 2003

Level and type of charged offense	Number	Percent of total	Percent of level
Total	1,512	100.0	
Felony	1,347	89.1	100.0
Violent offenses	211		15.7
Property offenses	175		13.0
Drug offenses	222		16.5
Weapons offenses	646		48.0
All other	93		6.9
Misdemeanor	165	10.9	100.0
Assault and battery	50		30.3
Theft offenses	4		2.4
Drug offenses	18		10.9
Weapons offenses	28		17.0
All other	65		39.4

Note: Percentages may not add to 100.0 because of rounding.

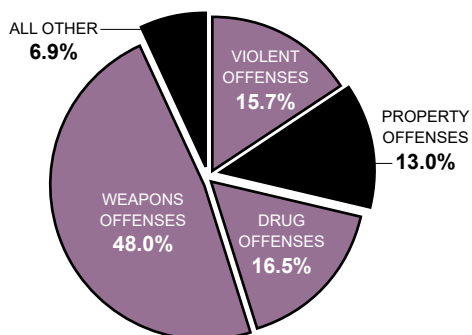
Chart 21
**CHARGES IN ADDITION TO
 FELONY PC 12031**
 By Level of Charged Offense, FY 2003



TURN
PAGE

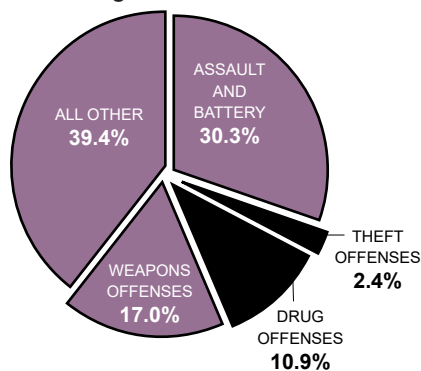


Chart 22
**FELONY CHARGES IN ADDITION TO
 FELONY PC 12031**
 By Type of Charged Offense, FY 2003



Note: Percentages may not add to 100.0 because of rounding.

Chart 23
**MISDEMEANOR CHARGES IN ADDITION TO
 FELONY PC 12031**
 By Type of Charged Offense, FY 2003



In FY 2003,

Of 1,347 felony-level filings in addition to a primary charge of *felony* PC section 12031:

- Violent offenses accounted for 15.7 percent (211).
- Property offenses accounted for 13.0 percent (175).
- Drug offenses accounted for 16.5 percent (222).
- Weapons offenses accounted for 48.0 percent (646).
- All other felony offenses accounted for 6.9 percent (93).

Of 165 misdemeanor-level filings in addition to a primary charge of *felony* PC section 12031:

- Assault and battery accounted for 30.3 percent (50).
- Theft offenses accounted for 2.4 percent (4).
- Drug offenses accounted for 10.9 percent (18).
- Weapons offenses accounted for 17.0 percent (28).
- All other misdemeanor offenses accounted for 39.4 percent (65).

TURN
PAGE

CHARGES IN ADDITION TO MISDEMEANOR PC 12031

In FY 2003, there were 793 charges filed in addition to a primary charge of *misdemeanor* PC section 12031. Of these additional charges:

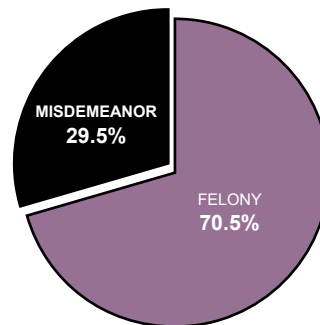
- Felony-level filings accounted for 70.5 percent (559).
- Misdemeanor-level filings accounted for 29.5 percent (234).

Table N-18
**CHARGES IN ADDITION TO
 MISDEMEANOR PC 12031**
 By Level and Type of Charged Offense, FY 2003

Level and type of charged offense	Number	Percent of total	Percent of level
Total	793	100.0	
Felony	559	70.5	100.0
Violent offenses	64		11.4
Property offenses	46		8.2
Drug offenses	119		21.3
Weapons offenses	222		39.7
All other	108		19.3
Misdemeanor	234	29.5	100.0
Assault and battery	45		19.2
Theft offenses	1		0.4
Drug offenses	30		12.8
Weapons offenses	19		8.1
All other	139		59.4

Note: Percentages may not add to 100.0 because of rounding.

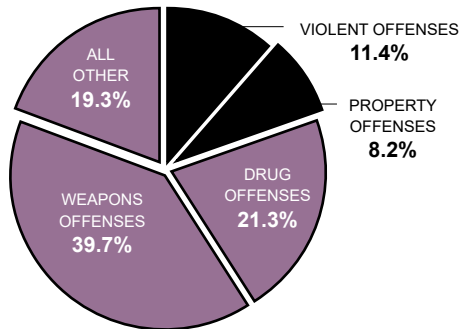
Chart 24
**CHARGES IN ADDITION TO
 MISDEMEANOR PC 12031**
 By Level of Charged Offense, FY 2003



TURN
PAGE

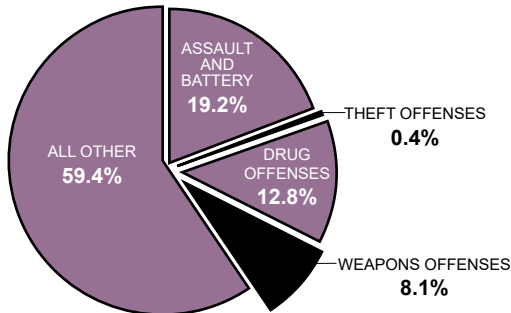


Chart 25
**FELONY CHARGES IN ADDITION TO
MISDEMEANOR PC 12031**
By Type of Charged Offense, FY 2003



Note: Percentages may not add to 100.0 because of rounding.

Chart 26
**MISDEMEANOR CHARGES IN ADDITION TO
MISDEMEANOR PC 12031**
By Type of Charged Offense, FY 2003



Note: Percentages may not add to 100.0 because of rounding.

In FY 2003,

Of 559 felony-level filings in addition to a primary charge of *misdemeanor* PC section 12031:

- Violent offenses accounted for 11.4 percent (64).
- Property offenses accounted for 8.2 percent (46).
- Drug offenses accounted for 21.3 percent (119).
- Weapons offenses accounted for 39.7 percent (222).
- All other felony offenses accounted for 19.3 percent (108).

Of 234 misdemeanor-level filings in addition to a primary charge of *misdemeanor* PC section 12031:

- Assault and battery accounted for 19.2 percent (45).
- Theft offenses accounted for 0.4 percent (1).
- Drug offenses accounted for 12.8 percent (30).
- Weapons offenses accounted for 8.1 percent (19).
- All other misdemeanor offenses accounted for 59.4 percent (139).

Links to:

[Preface](#) [PC 12025 \(Concealed Firearm\)](#)

[Data Tables](#)

[Appendices](#)



TURN PAGE

- 1 Charges for Penal Code sections 12025 and 12031, fiscal year 2003
Level of charge by gender, race/ethnic group, and age of person charged
- 2 Charges for Penal Code sections 12025 and 12031, fiscal year 2003
Level of charge by county
- 3 Charges for Penal Code sections 12025 and 12031, fiscal year 2003
Level of primary charge by additional charges
- 4 Penal Code section 12025 - felony charges, fiscal year 2003
Race/ethnic group and gender of person charged by county
- 5 Penal Code section 12025 - felony charges, fiscal year 2003
Age and gender of person charged by county
- 6 Penal Code section 12025 - misdemeanor charges, fiscal year 2003
Race/ethnic group and gender of person charged by county
- 7 Penal Code section 12025 - misdemeanor charges, fiscal year 2003
Age and gender of person charged by county
- 8 Penal Code section 12031 - felony charges, fiscal year 2003
Race/ethnic group and gender of person charged by county
- 9 Penal Code section 12031 - felony charges, fiscal year 2003
Age and gender of person charged by county
- 10 Penal Code section 12031 - misdemeanor charges, fiscal year 2003
Race/ethnic group and gender of person charged by county
- 11 Penal Code section 12031 - misdemeanor charges, fiscal year 2003
Age and gender of person charged by county

Links to:

Preface

PC 12025 (Concealed Firearm)

PC 12031 (Loaded Firearm)

Appendices

Table 1
CHARGES FOR PENAL CODE SECTIONS 12025 AND 12031, FISCAL YEAR 2003
 Level of Charge by Gender, Race/Ethnic Group, and Age of Person Charged

Gender, race/ethnic group, and age	PC 12025			PC 12031		
	Total	Felony	Misdemeanor	Total	Felony	Misdemeanor
Total	3,930	2,260	1,670	2,140	1,334	806
Under 18	117	100	17	69	52	17
18-24	1,874	1,157	717	1,039	717	322
25-29	695	419	276	357	240	117
30-39	699	401	298	382	219	163
40-49	349	132	217	202	84	118
50 and over.....	196	51	145	91	22	69
Male	3,738	2,170	1,568	2,048	1,290	758
White	871	338	533	458	172	286
Under 18.....	9	7	2	5	1	4
18-24	267	125	142	129	59	70
25-29	124	50	74	55	20	35
30-39	200	83	117	119	53	66
40-49	163	48	115	99	27	72
50 and over.....	108	25	83	51	12	39
Hispanic	1,663	1,035	628	979	689	290
Under 18.....	80	68	12	43	35	8
18-24	915	581	334	549	401	148
25-29	312	202	110	184	138	46
30-39	245	144	101	137	83	54
40-49	76	33	43	46	26	20
50 and over.....	35	7	28	20	6	14
Black	987	684	303	496	368	128
Under 18.....	21	19	2	12	10	2
18-24	508	349	159	266	201	65
25-29	190	134	56	90	69	21
30-39	174	133	41	86	64	22
40-49	60	36	24	34	22	12
50 and over.....	34	13	21	8	2	6
Other	217	113	104	115	61	54
Under 18.....	4	4	0	7	5	2
18-24	110	63	47	56	34	22
25-29	35	18	17	18	10	8
30-39	38	17	21	18	9	9
40-49	23	7	16	12	3	9
50 and over.....	7	4	3	4	0	4
Female	192	90	102	92	44	48
White	84	33	51	48	24	24
Under 18.....	1	0	1	1	1	0
18-24	29	15	14	20	11	9
25-29	11	2	9	2	2	0
30-39	19	10	9	11	5	6
40-49	17	6	11	6	3	3
50 and over.....	7	0	7	8	2	6
Hispanic	46	26	20	20	11	9
Under 18.....	2	2	0	0	0	0
18-24	21	12	9	11	8	3
25-29	9	5	4	3	0	3
30-39	8	6	2	5	3	2
40-49	5	1	4	1	0	1
50 and over.....	1	0	1	0	0	0
Black	52	25	27	18	7	11
Under 18.....	0	0	0	0	0	0
18-24	18	8	10	8	3	5
25-29	12	7	5	3	0	3
30-39	14	7	7	4	2	2
40-49	5	1	4	3	2	1
50 and over.....	3	2	1	0	0	0
Other	10	6	4	6	2	4
Under 18.....	0	0	0	1	0	1
18-24	6	4	2	0	0	0
25-29	2	1	1	2	1	1
30-39	1	1	0	2	0	2
40-49	0	0	0	1	1	0
50 and over.....	1	0	1	0	0	0

Table 2
CHARGES FOR PENAL CODE SECTIONS 12025 AND 12031, FISCAL YEAR 2003
 Level of Charge by County

County	PC 12025			PC 12031		
	Total	Felony	Misdemeanor	Total	Felony	Misdemeanor
Statewide total.....	3,930	2,260	1,670	2,140	1,334	806
Alameda	102	48	54	13	5	8
Alpine	2	0	2	2	0	2
Amador	2	2	0	0	0	0
Butte	17	10	7	20	10	10
Calaveras	3	0	3	5	0	5
Colusa	3	2	1	2	0	2
Contra Costa	68	14	54	45	22	23
Del Norte	15	4	11	2	1	1
El Dorado	22	5	17	14	5	9
Fresno	187	103	84	67	34	33
Glenn	2	1	1	0	0	0
Humboldt	25	7	18	10	1	9
Imperial	0	0	0	0	0	0
Inyo	2	0	2	2	1	1
Kern	110	28	82	74	47	27
Kings	19	19	0	15	15	0
Lake	10	4	6	4	1	3
Lassen	4	2	2	5	2	3
Los Angeles	1,371	950	421	852	713	139
Madera	24	20	4	29	16	13
Marin	6	4	2	11	4	7
Mariposa	2	1	1	0	0	0
Mendocino	19	6	13	9	3	6
Merced	33	23	10	14	4	10
Modoc	0	0	0	1	1	0
Mono	3	0	3	2	1	1
Monterey	54	30	24	42	27	15
Napa	7	3	4	11	7	4
Nevada	14	7	7	5	3	2
Orange	245	140	105	113	63	50
Placer	25	10	15	11	2	9
Plumas	7	0	7	2	0	2
Riverside	128	9	119	108	14	94
Sacramento	311	269	42	29	22	7
San Benito	5	2	3	1	1	0
San Bernardino	109	63	46	96	55	41
San Diego	132	59	73	84	36	48
San Francisco	181	136	45	71	48	23
San Joaquin	54	11	43	23	12	11
San Luis Obispo	36	10	26	22	10	12
San Mateo	39	14	25	44	22	22
Santa Barbara	27	8	19	13	7	6
Santa Clara	101	40	61	37	21	16
Santa Cruz	18	13	5	10	1	9
Shasta	6	5	1	23	11	12
Sierra	6	0	6	0	0	0
Siskiyou	9	8	1	3	1	2
Solano	40	11	29	24	8	16
Sonoma	60	33	27	31	7	24
Stanislaus	55	26	29	37	15	22
Sutter	13	5	8	3	2	1
Tehama	8	5	3	3	2	1
Trinity	3	0	3	0	0	0
Tulare	86	53	33	49	26	23
Tuolumne	1	1	0	1	1	0
Ventura	54	12	42	31	15	16
Yolo	35	21	14	14	8	6
Yuba	10	3	7	1	1	0

Table 3
CHARGES FOR PENAL CODE SECTIONS 12025 AND 12031, FISCAL YEAR 2003
 Level of Primary Charge by Additional Charges

Additional charges	PC 12025			PC 12031		
	Total	Felony	Misdemeanor	Total	Felony	Misdemeanor
Total	4,627	3,030	1,597	2,305	1,512	793
Felonies	3,870	2,721	1,149	1,906	1,347	559
Murder.....	23	21	2	11	10	1
Manslaughter, non-vehicular	0	0	0	0	0	0
Manslaughter, vehicular	0	0	0	0	0	0
Forcible rape	2	2	0	1	1	0
Robbery	43	32	11	30	28	2
Assault	336	230	106	227	167	60
Kidnapping	10	8	2	6	5	1
Burglary	53	38	15	25	20	5
Theft	253	188	65	136	106	30
Motor vehicle theft	77	51	26	48	42	6
Forgery, checks, access cards..	24	13	11	11	6	5
Arson	0	0	0	1	1	0
Narcotics	130	104	26	41	32	9
Marijuana	69	53	16	31	24	7
Dangerous drugs	487	311	176	263	163	100
Other drug law violations	5	5	0	6	3	3
Lewd or lascivious	0	0	0	2	0	2
Other sex law violations	1	0	1	0	0	0
Weapons	2,042	1,513	529	868	646	222
Driving under the influence	182	51	131	108	17	91
Hit-and-run	3	2	1	1	0	1
Escape	1	1	0	0	0	0
Bookmaking	0	0	0	0	0	0
Other felonies	129	98	31	90	76	14
Misdemeanors	757	309	448	399	165	234
Manslaughter	0	0	0	0	0	0
Assault-battery	162	95	67	95	50	45
Petty theft	4	1	3	1	0	1
Other theft	2	1	1	4	4	0
Checks, access cards	0	0	0	0	0	0
Marijuana	90	27	63	42	17	25
Other drugs	11	1	10	6	1	5
Indecent exposure	0	0	0	0	0	0
Annoying children	1	0	1	0	0	0
Obscene matter	0	0	0	0	0	0
Lewd conduct	3	1	2	1	1	0
Prostitution	5	1	4	1	1	0
Contributing delinquency minor.	4	4	0	4	3	1
Drunk	0	0	0	0	0	0
Liquor laws	13	3	10	10	1	9
Disorderly conduct	0	0	0	0	0	0
Disturbing the peace	6	0	6	7	0	7
Vandalism	4	2	2	3	1	2
Malicious mischief	1	0	1	3	0	3
Trespassing	3	1	2	7	1	6
Weapons	188	82	106	47	28	19
Driving under the influence	0	0	0	0	0	0
Hit-and-run	9	3	6	1	1	0
Selected traffic	9	4	5	1	0	1
Joyriding	0	0	0	0	0	0
Gambling	0	0	0	0	0	0
Nonsupport	0	0	0	0	0	0
Glue sniffing	0	0	0	0	0	0
Failure to appear, non-traffic.....	1	0	1	1	1	0
Other misdemeanors ¹	241	83	158	165	55	110

¹ Includes miscellaneous traffic offenses that may include infractions.

Table 4
PENAL CODE SECTION 12025 - FELONY CHARGES, FISCAL YEAR 2003
Race/Ethnic Group and Gender of Person Charged by County

County	Total			White			Hispanic			Black			Other		
	Total	Male	Female	Total	Male	Female	Total	Male	Female	Total	Male	Female	Total	Male	Female
Statewide total.....	2,260	2,170	90	371	338	33	1,061	1,035	26	709	684	25	119	113	6
Alameda	48	45	3	9	9	0	11	11	0	28	25	3	0	0	0
Alpine	0	0	0	0	0	0	0	0	0	0	0	0	0	0	0
Amador	2	2	0	1	1	0	0	0	0	0	0	0	1	1	0
Butte	10	10	0	8	8	0	2	2	0	0	0	0	0	0	0
Calaveras	0	0	0	0	0	0	0	0	0	0	0	0	0	0	0
Colusa	2	2	0	2	2	0	0	0	0	0	0	0	0	0	0
Contra Costa	14	11	3	3	2	1	3	2	1	8	7	1	0	0	0
Del Norte	4	3	1	2	1	1	0	0	0	0	0	0	2	2	0
El Dorado	5	4	1	3	2	1	0	0	0	1	1	0	1	1	0
Fresno	103	99	4	12	10	2	68	67	1	20	19	1	3	3	0
Glenn	1	1	0	1	1	0	0	0	0	0	0	0	0	0	0
Humboldt	7	6	1	6	5	1	0	0	0	0	0	0	1	1	0
Imperial	0	0	0	0	0	0	0	0	0	0	0	0	0	0	0
Inyo	0	0	0	0	0	0	0	0	0	0	0	0	0	0	0
Kern	28	26	2	5	5	0	11	9	2	11	11	0	1	1	0
Kings	19	17	2	4	4	0	13	11	2	0	0	0	2	2	0
Lake	4	4	0	4	4	0	0	0	0	0	0	0	0	0	0
Lassen	2	2	0	2	2	0	0	0	0	0	0	0	0	0	0
Los Angeles	950	932	18	49	46	3	515	509	6	369	360	9	17	17	0
Madera	20	19	1	6	6	0	14	13	1	0	0	0	0	0	0
Marin	4	2	2	2	1	1	0	0	0	1	0	1	1	1	0
Mariposa	1	1	0	0	0	0	1	1	0	0	0	0	0	0	0
Mendocino	6	6	0	4	4	0	1	1	0	0	0	0	1	1	0
Merced	23	20	3	4	2	2	17	17	0	2	1	1	0	0	0
Modoc	0	0	0	0	0	0	0	0	0	0	0	0	0	0	0
Mono	0	0	0	0	0	0	0	0	0	0	0	0	0	0	0
Monterey	30	29	1	3	2	1	23	23	0	2	2	0	2	2	0
Napa	3	2	1	2	1	1	1	1	0	0	0	0	0	0	0
Nevada	7	6	1	6	5	1	0	0	0	1	1	0	0	0	0
Orange	140	138	2	26	25	1	96	96	0	8	8	0	10	9	1
Placer	10	10	0	5	5	0	4	4	0	1	1	0	0	0	0
Plumas	0	0	0	0	0	0	0	0	0	0	0	0	0	0	0
Riverside	9	8	1	0	0	0	8	7	1	1	1	0	0	0	0
Sacramento	269	254	15	75	69	6	64	60	4	103	100	3	27	25	2
San Benito	2	2	0	1	1	0	1	1	0	0	0	0	0	0	0
San Bernardino ..	63	58	5	13	11	2	36	34	2	9	8	1	5	5	0
San Diego	59	56	3	13	12	1	25	23	2	17	17	0	4	4	0
San Francisco	136	131	5	28	26	2	0	0	0	98	95	3	10	10	0
San Joaquin	11	11	0	2	2	0	5	5	0	2	2	0	2	2	0
San Luis Obispo ..	10	8	2	6	5	1	3	3	0	1	0	1	0	0	0
San Mateo	14	14	0	3	3	0	5	5	0	1	1	0	5	5	0
Santa Barbara	8	8	0	1	1	0	6	6	0	1	1	0	0	0	0
Santa Clara	40	35	5	5	4	1	24	21	3	8	7	1	3	3	0
Santa Cruz	13	11	2	4	3	1	5	4	1	1	1	0	3	3	0
Shasta	5	5	0	2	2	0	0	0	0	1	1	0	2	2	0
Sierra	0	0	0	0	0	0	0	0	0	0	0	0	0	0	0
Siskiyou	8	8	0	6	6	0	2	2	0	0	0	0	0	0	0
Solano	11	10	1	4	4	0	1	1	0	3	3	0	3	2	1
Sonoma	33	31	2	11	10	1	17	17	0	3	3	0	2	1	1
Stanislaus	26	26	0	7	7	0	16	16	0	1	1	0	2	2	0
Sutter	5	5	0	1	1	0	4	4	0	0	0	0	0	0	0
Tehama	5	4	1	3	2	1	2	2	0	0	0	0	0	0	0
Trinity	0	0	0	0	0	0	0	0	0	0	0	0	0	0	0
Tulare	53	53	0	12	12	0	36	36	0	1	1	0	4	4	0
Tuolumne	1	1	0	0	0	0	1	1	0	0	0	0	0	0	0
Ventura	12	11	1	2	1	1	10	10	0	0	0	0	0	0	0
Yolo	21	20	1	2	2	0	9	9	0	5	5	0	5	4	1
Yuba	3	3	0	1	1	0	1	1	0	1	1	0	0	0	0

Table 5
PENAL CODE SECTION 12025 - FELONY CHARGES, FISCAL YEAR 2003
 Age and Gender of Person Charged by County

County	Total			Under 18			18-24			25-29			30-39			40-49			50 and over		
	Total	Male	Female	Total	Male	Female	Total	Male	Female	Total	Male	Female	Total	Male	Female	Total	Male	Female	Total	Male	Female
Statewide total.....	2,260	2,170	90	100	98	2	1,157	1,118	39	419	404	15	401	377	24	132	124	8	51	49	2
Alameda	48	45	3	0	0	0	22	22	0	9	8	1	12	10	2	1	1	0	4	4	0
Alpine	0	0	0	0	0	0	0	0	0	0	0	0	0	0	0	0	0	0	0	0	0
Amador	2	2	0	0	0	0	1	1	0	0	0	0	0	0	0	0	0	0	1	1	0
Butte	10	10	0	0	0	0	4	4	0	2	2	0	1	1	0	1	1	0	2	2	0
Calaveras	0	0	0	0	0	0	0	0	0	0	0	0	0	0	0	0	0	0	0	0	0
Colusa	2	2	0	0	0	0	2	2	0	0	0	0	0	0	0	0	0	0	0	0	0
Contra Costa	14	11	3	1	0	1	5	5	0	3	3	0	3	3	0	1	0	1	1	0	1
Del Norte	4	3	1	0	0	0	2	1	1	1	1	0	1	1	0	0	0	0	0	0	0
El Dorado	5	4	1	1	1	0	1	1	0	1	0	1	2	2	0	0	0	0	0	0	0
Fresno	103	99	4	7	7	0	52	49	3	21	20	1	16	16	0	4	4	0	3	3	0
Glenn	1	1	0	0	0	0	0	0	0	0	0	0	0	0	0	0	0	0	1	1	0
Humboldt	7	6	1	0	0	0	4	3	1	1	1	0	1	1	0	1	1	0	0	0	0
Imperial	0	0	0	0	0	0	0	0	0	0	0	0	0	0	0	0	0	0	0	0	0
Inyo	0	0	0	0	0	0	0	0	0	0	0	0	0	0	0	0	0	0	0	0	0
Kern	28	26	2	4	4	0	12	12	0	5	5	0	3	2	1	4	3	1	0	0	0
Kings	19	17	2	0	0	0	11	11	0	2	2	0	4	2	2	1	1	0	1	1	0
Lake	4	4	0	0	0	0	0	0	0	1	1	0	1	1	0	2	2	0	0	0	0
Lassen	2	2	0	0	0	0	1	1	0	0	0	0	0	0	0	1	1	0	0	0	0
Los Angeles	950	932	18	46	45	1	524	517	7	188	185	3	144	138	6	38	37	1	10	10	0
Madera	20	19	1	0	0	0	9	9	0	3	2	1	6	6	0	1	1	0	1	1	0
Marin	4	2	2	0	0	0	1	0	1	0	0	0	1	0	1	1	1	0	1	1	0
Mariposa	1	1	0	0	0	0	0	0	0	0	0	0	1	1	0	0	0	0	0	0	0
Mendocino	6	6	0	0	0	0	3	3	0	1	1	0	2	2	0	0	0	0	0	0	0
Merced	23	20	3	0	0	0	16	13	3	2	2	0	3	3	0	2	2	0	0	0	0
Modoc	0	0	0	0	0	0	0	0	0	0	0	0	0	0	0	0	0	0	0	0	0
Mono	0	0	0	0	0	0	0	0	0	0	0	0	0	0	0	0	0	0	0	0	0
Monterey	30	29	1	0	0	0	13	13	0	7	7	0	6	5	1	2	2	0	2	2	0
Napa	3	2	1	0	0	0	2	1	1	1	1	0	0	0	0	0	0	0	0	0	0
Nevada	7	6	1	1	1	0	3	2	1	0	0	0	0	0	0	1	1	0	2	2	0
Orange	140	138	2	24	24	0	74	73	1	21	21	0	15	14	1	4	4	0	2	2	0
Placer	10	10	0	0	0	0	4	4	0	3	3	0	1	1	0	2	2	0	0	0	0
Plumas	0	0	0	0	0	0	0	0	0	0	0	0	0	0	0	0	0	0	0	0	0
Riverside	9	8	1	0	0	0	4	3	1	3	3	0	2	2	0	0	0	0	0	0	0
Sacramento	269	254	15	0	0	0	136	130	6	47	46	1	53	48	5	24	22	2	9	8	1
San Benito	2	2	0	0	0	0	1	1	0	0	0	0	1	1	0	0	0	0	0	0	0
San Bernardino	63	58	5	4	4	0	33	31	2	13	12	1	9	9	0	2	0	2	2	2	0
San Diego	59	56	3	0	0	0	27	25	2	10	10	0	16	15	1	5	5	0	1	1	0
San Francisco	136	131	5	0	0	0	68	65	3	24	22	2	27	27	0	13	13	0	4	4	0
San Joaquin	11	11	0	0	0	0	5	5	0	2	2	0	2	2	0	1	1	0	1	1	0
San Luis Obispo	10	8	2	0	0	0	5	3	2	3	3	0	1	1	0	1	1	0	0	0	0

(continued)

Table 5 - continued
PENAL CODE SECTION 12025 - FELONY CHARGES, FISCAL YEAR 2003
 Age and Gender of Person Charged by County

County	Total			Under 18			18-24			25-29			30-39			40-49			50 and over		
	Total	Male	Female	Total	Male	Female	Total	Male	Female	Total	Male	Female	Total	Male	Female	Total	Male	Female	Total	Male	Female
San Mateo	14	14	0	0	0	0	4	4	0	4	4	0	5	5	0	1	1	0	0	0	0
Santa Barbara	8	8	0	1	1	0	3	3	0	1	1	0	3	3	0	0	0	0	0	0	0
Santa Clara	40	35	5	0	0	0	15	14	1	10	8	2	10	9	1	4	3	1	1	1	0
Santa Cruz	13	11	2	0	0	0	2	2	0	3	3	0	6	4	2	1	1	0	1	1	0
Shasta	5	5	0	0	0	0	1	1	0	0	0	0	4	4	0	0	0	0	0	0	0
Sierra	0	0	0	0	0	0	0	0	0	0	0	0	0	0	0	0	0	0	0	0	0
Siskiyou	8	8	0	0	0	0	1	1	0	1	1	0	3	3	0	3	3	0	0	0	0
Solano	11	10	1	0	0	0	8	7	1	2	2	0	1	1	0	0	0	0	0	0	0
Sonoma	33	31	2	0	0	0	20	20	0	6	4	2	6	6	0	0	0	0	1	1	0
Stanislaus	26	26	0	0	0	0	16	16	0	6	6	0	2	2	0	2	2	0	0	0	0
Sutter	5	5	0	0	0	0	3	3	0	1	1	0	0	0	0	1	1	0	0	0	0
Tehama	5	4	1	0	0	0	4	4	0	0	0	0	1	0	1	0	0	0	0	0	0
Trinity	0	0	0	0	0	0	0	0	0	0	0	0	0	0	0	0	0	0	0	0	0
Tulare	53	53	0	11	11	0	17	17	0	10	10	0	11	11	0	4	4	0	0	0	0
Tuolumne	1	1	0	0	0	0	0	0	0	0	0	0	0	0	0	1	1	0	0	0	0
Ventura	12	11	1	0	0	0	6	5	1	0	0	0	6	6	0	0	0	0	0	0	0
Yolo	21	20	1	0	0	0	11	10	1	1	1	0	7	7	0	2	2	0	0	0	0
Yuba	3	3	0	0	0	0	1	1	0	0	0	0	2	2	0	0	0	0	0	0	0

Table 6
PENAL CODE SECTION 12025 - MISDEMEANOR CHARGES, FISCAL YEAR 2003
Race/Ethnic Group and Gender of Person Charged by County

County	Total			White			Hispanic			Black			Other		
	Total	Male	Female	Total	Male	Female	Total	Male	Female	Total	Male	Female	Total	Male	Female
Statewide total.....	1,670	1,568	102	584	533	51	648	628	20	330	303	27	108	104	4
Alameda	54	51	3	20	19	1	10	9	1	23	22	1	1	1	0
Alpine	2	2	0	2	2	0	0	0	0	0	0	0	0	0	0
Amador	0	0	0	0	0	0	0	0	0	0	0	0	0	0	0
Butte	7	6	1	5	4	1	0	0	0	2	2	0	0	0	0
Calaveras	3	1	2	3	1	2	0	0	0	0	0	0	0	0	0
Colusa	1	1	0	1	1	0	0	0	0	0	0	0	0	0	0
Contra Costa	54	53	1	17	17	0	6	6	0	25	24	1	6	6	0
Del Norte	11	9	2	11	9	2	0	0	0	0	0	0	0	0	0
El Dorado	17	17	0	15	15	0	2	2	0	0	0	0	0	0	0
Fresno	84	77	7	29	26	3	39	38	1	13	10	3	3	3	0
Glenn	1	1	0	0	0	0	1	1	0	0	0	0	0	0	0
Humboldt	18	16	2	15	14	1	1	1	0	1	0	1	1	1	0
Imperial	0	0	0	0	0	0	0	0	0	0	0	0	0	0	0
Inyo	2	2	0	1	1	0	1	1	0	0	0	0	0	0	0
Kern	82	80	2	31	29	2	36	36	0	8	8	0	7	7	0
Kings	0	0	0	0	0	0	0	0	0	0	0	0	0	0	0
Lake	6	5	1	6	5	1	0	0	0	0	0	0	0	0	0
Lassen	2	1	1	2	1	1	0	0	0	0	0	0	0	0	0
Los Angeles	421	396	25	73	67	6	220	214	6	118	105	13	10	10	0
Madera	4	4	0	0	0	0	3	3	0	1	1	0	0	0	0
Marin	2	2	0	1	1	0	1	1	0	0	0	0	0	0	0
Mariposa	1	1	0	1	1	0	0	0	0	0	0	0	0	0	0
Mendocino	13	13	0	6	6	0	7	7	0	0	0	0	0	0	0
Merced	10	9	1	6	5	1	4	4	0	0	0	0	0	0	0
Modoc	0	0	0	0	0	0	0	0	0	0	0	0	0	0	0
Mono	3	2	1	2	1	1	1	1	0	0	0	0	0	0	0
Monterey	24	24	0	7	7	0	17	17	0	0	0	0	0	0	0
Napa	4	3	1	1	0	1	1	1	0	1	1	0	1	1	0
Nevada	7	7	0	6	6	0	0	0	0	0	0	0	1	1	0
Orange	105	98	7	48	45	3	38	36	2	8	7	1	11	10	1
Placer	15	14	1	11	11	0	3	2	1	1	1	0	0	0	0
Plumas	7	7	0	7	7	0	0	0	0	0	0	0	0	0	0
Riverside	119	113	6	36	33	3	66	65	1	14	12	2	3	3	0
Sacramento	42	37	5	17	15	2	4	4	0	17	14	3	4	4	0
San Benito	3	3	0	1	1	0	1	1	0	0	0	0	1	1	0
San Bernardino ..	46	43	3	12	10	2	23	22	1	10	10	0	1	1	0
San Diego	73	69	4	36	33	3	20	20	0	10	9	1	7	7	0
San Francisco	45	40	5	12	9	3	0	0	0	28	27	1	5	4	1
San Joaquin	43	41	2	9	9	0	11	9	2	7	7	0	16	16	0
San Luis Obispo ..	26	23	3	16	13	3	9	9	0	1	1	0	0	0	0
San Mateo	25	25	0	10	10	0	8	8	0	6	6	0	1	1	0
Santa Barbara	19	16	3	7	6	1	10	8	2	1	1	0	1	1	0
Santa Clara	61	56	5	17	15	2	24	22	2	11	11	0	9	8	1
Santa Cruz	5	5	0	2	2	0	1	1	0	0	0	0	2	2	0
Shasta	1	1	0	1	1	0	0	0	0	0	0	0	0	0	0
Sierra	6	6	0	3	3	0	0	0	0	0	0	0	3	3	0
Siskiyou	1	1	0	1	1	0	0	0	0	0	0	0	0	0	0
Solano	29	26	3	9	7	2	5	5	0	14	14	0	1	0	1
Sonoma	27	25	2	15	14	1	9	8	1	2	2	0	1	1	0
Stanislaus	29	28	1	6	5	1	14	14	0	2	2	0	7	7	0
Sutter	8	7	1	4	3	1	3	3	0	1	1	0	0	0	0
Tehama	3	3	0	3	3	0	0	0	0	0	0	0	0	0	0
Trinity	3	3	0	3	3	0	0	0	0	0	0	0	0	0	0
Tulare	33	33	0	14	14	0	18	18	0	1	1	0	0	0	0
Tuolumne	0	0	0	0	0	0	0	0	0	0	0	0	0	0	0
Ventura	42	41	1	15	14	1	21	21	0	2	2	0	4	4	0
Yolo	14	14	0	4	4	0	7	7	0	2	2	0	1	1	0
Yuba	7	7	0	4	4	0	3	3	0	0	0	0	0	0	0

Table 7
PENAL CODE SECTION 12025 - MISDEMEANOR CHARGES, FISCAL YEAR 2003
 Age and Gender of Person Charged by County

County	Total			Under 18			18-24			25-29			30-39			40-49			50 and over		
	Total	Male	Female	Total	Male	Female	Total	Male	Female	Total	Male	Female	Total	Male	Female	Total	Male	Female	Total	Male	Female
Statewide total.....	1,670	1,568	102	17	16	1	717	682	35	276	257	19	298	280	18	217	198	19	145	135	10
Alameda	54	51	3	0	0	0	18	16	2	11	11	0	9	9	0	11	10	1	5	5	0
Alpine	2	2	0	0	0	0	0	0	0	0	0	0	0	0	0	2	2	0	0	0	0
Amador	0	0	0	0	0	0	0	0	0	0	0	0	0	0	0	0	0	0	0	0	0
Butte	7	6	1	0	0	0	6	6	0	0	0	0	0	0	0	1	0	1	0	0	0
Calaveras	3	1	2	0	0	0	1	0	1	0	0	0	0	0	0	2	1	1	0	0	0
Colusa	1	1	0	0	0	0	0	0	0	0	0	0	0	0	0	1	1	0	0	0	0
Contra Costa	54	53	1	0	0	0	30	30	0	8	8	0	8	8	0	3	2	1	5	5	0
Del Norte	11	9	2	0	0	0	3	2	1	0	0	0	3	2	1	3	3	0	2	2	0
El Dorado	17	17	0	0	0	0	3	3	0	2	2	0	4	4	0	6	6	0	2	2	0
Fresno	84	77	7	3	3	0	33	32	1	13	11	2	16	15	1	12	11	1	7	5	2
Glenn	1	1	0	0	0	0	1	1	0	0	0	0	0	0	0	0	0	0	0	0	0
Humboldt	18	16	2	0	0	0	8	8	0	1	1	0	3	2	1	2	2	0	4	3	1
Imperial	0	0	0	0	0	0	0	0	0	0	0	0	0	0	0	0	0	0	0	0	0
Inyo	2	2	0	0	0	0	0	0	0	1	1	0	0	0	0	0	0	0	1	1	0
Kern	82	80	2	4	4	0	26	25	1	13	13	0	22	22	0	8	8	0	9	8	1
Kings	0	0	0	0	0	0	0	0	0	0	0	0	0	0	0	0	0	0	0	0	0
Lake	6	5	1	0	0	0	0	0	0	0	0	0	0	0	0	4	3	1	2	2	0
Lassen	2	1	1	0	0	0	0	0	0	1	1	0	0	0	0	0	0	0	1	0	1
Los Angeles	421	396	25	1	1	0	213	204	9	78	73	5	63	56	7	42	38	4	24	24	0
Madera	4	4	0	0	0	0	3	3	0	0	0	0	0	0	0	1	1	0	0	0	0
Marin	2	2	0	0	0	0	2	2	0	0	0	0	0	0	0	0	0	0	0	0	0
Mariposa	1	1	0	0	0	0	0	0	0	0	0	0	0	0	0	0	0	0	1	1	0
Mendocino	13	13	0	0	0	0	4	4	0	1	1	0	4	4	0	3	3	0	1	1	0
Merced	10	9	1	0	0	0	6	5	1	3	3	0	1	1	0	0	0	0	0	0	0
Modoc	0	0	0	0	0	0	0	0	0	0	0	0	0	0	0	0	0	0	0	0	0
Mono	3	2	1	0	0	0	1	1	0	0	0	0	1	1	0	0	0	0	1	0	1
Monterey	24	24	0	0	0	0	10	10	0	5	5	0	5	5	0	1	1	0	3	3	0
Napa	4	3	1	0	0	0	3	2	1	0	0	0	1	1	0	0	0	0	0	0	0
Nevada	7	7	0	0	0	0	2	2	0	1	1	0	1	1	0	3	3	0	0	0	0
Orange	105	98	7	1	1	0	34	32	2	18	16	2	25	25	0	17	15	2	10	9	1
Placer	15	14	1	0	0	0	6	6	0	3	2	1	4	4	0	1	1	0	1	1	0
Plumas	7	7	0	0	0	0	2	2	0	0	0	0	2	2	0	1	1	0	2	2	0
Riverside	119	113	6	0	0	0	57	54	3	18	17	1	26	25	1	10	10	0	8	7	1
Sacramento	42	37	5	0	0	0	19	17	2	6	5	1	4	3	1	8	7	1	5	5	0
San Benito	3	3	0	0	0	0	0	0	0	0	0	0	1	1	0	2	2	0	0	0	0
San Bernardino	46	43	3	1	1	0	24	22	2	7	7	0	7	7	0	6	5	1	1	1	0
San Diego	73	69	4	0	0	0	29	27	2	17	17	0	11	10	1	13	12	1	3	3	0
San Francisco	45	40	5	0	0	0	25	24	1	2	2	0	10	8	2	2	2	0	6	4	2
San Joaquin	43	41	2	0	0	0	21	20	1	8	7	1	8	8	0	4	4	0	2	2	0
San Luis Obispo	26	23	3	1	1	0	10	9	1	4	3	1	4	4	0	3	2	1	4	4	0

(continued)

Table 7 - continued
PENAL CODE SECTION 12025 - MISDEMEANOR CHARGES, FISCAL YEAR 2003
 Age and Gender of Person Charged by County

County	Total			Under 18			18-24			25-29			30-39			40-49			50 and over		
	Total	Male	Female	Total	Male	Female	Total	Male	Female	Total	Male	Female	Total	Male	Female	Total	Male	Female	Total	Male	Female
San Mateo	25	25	0	0	0	0	6	6	0	6	6	0	3	3	0	7	7	0	3	3	0
Santa Barbara	19	16	3	0	0	0	4	4	0	4	3	1	5	5	0	5	3	2	1	1	0
Santa Clara	61	56	5	0	0	0	27	25	2	10	8	2	14	14	0	4	3	1	6	6	0
Santa Cruz	5	5	0	0	0	0	1	1	0	0	0	0	1	1	0	1	1	0	2	2	0
Shasta	1	1	0	0	0	0	0	0	0	0	0	0	0	0	0	0	0	0	1	1	0
Sierra	6	6	0	0	0	0	0	0	0	0	0	0	0	0	0	3	3	0	3	3	0
Siskiyou	1	1	0	0	0	0	1	1	0	0	0	0	0	0	0	0	0	0	0	0	0
Solano	29	26	3	1	0	1	12	11	1	8	7	1	1	1	0	4	4	0	3	3	0
Sonoma	27	25	2	0	0	0	9	8	1	8	7	1	5	5	0	3	3	0	2	2	0
Stanislaus	29	28	1	0	0	0	15	15	0	7	7	0	5	4	1	2	2	0	0	0	0
Sutter	8	7	1	0	0	0	3	3	0	1	1	0	2	1	1	2	2	0	0	0	0
Tehama	3	3	0	0	0	0	1	1	0	0	0	0	0	0	0	0	0	0	2	2	0
Trinity	3	3	0	0	0	0	0	0	0	0	0	0	1	1	0	0	0	0	2	2	0
Tulare	33	33	0	5	5	0	12	12	0	5	5	0	4	4	0	3	3	0	4	4	0
Tuolumne	0	0	0	0	0	0	0	0	0	0	0	0	0	0	0	0	0	0	0	0	0
Ventura	42	41	1	0	0	0	21	21	0	3	3	0	9	8	1	6	6	0	3	3	0
Yolo	14	14	0	0	0	0	3	3	0	1	1	0	3	3	0	4	4	0	3	3	0
Yuba	7	7	0	0	0	0	2	2	0	2	2	0	2	2	0	1	1	0	0	0	0

Table 8
PENAL CODE SECTION 12031 - FELONY CHARGES, FISCAL YEAR 2003
Race/Ethnic Group and Gender of Person Charged by County

County	Total			White			Hispanic			Black			Other		
	Total	Male	Female	Total	Male	Female	Total	Male	Female	Total	Male	Female	Total	Male	Female
Statewide total.....	1,334	1,290	44	196	172	24	700	689	11	375	368	7	63	61	2
Alameda	5	5	0	1	1	0	2	2	0	2	2	0	0	0	0
Alpine	0	0	0	0	0	0	0	0	0	0	0	0	0	0	0
Amador	0	0	0	0	0	0	0	0	0	0	0	0	0	0	0
Butte	10	8	2	5	4	1	4	3	1	1	1	0	0	0	0
Calaveras	0	0	0	0	0	0	0	0	0	0	0	0	0	0	0
Colusa	0	0	0	0	0	0	0	0	0	0	0	0	0	0	0
Contra Costa	22	22	0	1	1	0	5	5	0	13	13	0	3	3	0
Del Norte	1	1	0	1	1	0	0	0	0	0	0	0	0	0	0
El Dorado	5	5	0	5	5	0	0	0	0	0	0	0	0	0	0
Fresno	34	32	2	6	5	1	20	19	1	3	3	0	5	5	0
Glenn	0	0	0	0	0	0	0	0	0	0	0	0	0	0	0
Humboldt	1	1	0	1	1	0	0	0	0	0	0	0	0	0	0
Imperial	0	0	0	0	0	0	0	0	0	0	0	0	0	0	0
Inyo	1	1	0	1	1	0	0	0	0	0	0	0	0	0	0
Kern	47	47	0	5	5	0	16	16	0	25	25	0	1	1	0
Kings	15	15	0	3	3	0	9	9	0	3	3	0	0	0	0
Lake	1	1	0	0	0	0	1	1	0	0	0	0	0	0	0
Lassen	2	1	1	1	1	0	1	0	1	0	0	0	0	0	0
Los Angeles	713	701	12	37	35	2	400	397	3	249	243	6	27	26	1
Madera	16	14	2	1	1	0	13	11	2	2	2	0	0	0	0
Marin	4	4	0	2	2	0	0	0	0	2	2	0	0	0	0
Mariposa	0	0	0	0	0	0	0	0	0	0	0	0	0	0	0
Mendocino	3	3	0	0	0	0	2	2	0	1	1	0	0	0	0
Merced	4	4	0	1	1	0	2	2	0	0	0	0	1	1	0
Modoc	1	1	0	1	1	0	0	0	0	0	0	0	0	0	0
Mono	1	1	0	1	1	0	0	0	0	0	0	0	0	0	0
Monterey	27	27	0	4	4	0	20	20	0	1	1	0	2	2	0
Napa	7	5	2	4	2	2	2	2	0	1	1	0	0	0	0
Nevada	3	3	0	3	3	0	0	0	0	0	0	0	0	0	0
Orange	63	63	0	7	7	0	49	49	0	4	4	0	3	3	0
Placer	2	1	1	1	0	1	1	1	0	0	0	0	0	0	0
Plumas	0	0	0	0	0	0	0	0	0	0	0	0	0	0	0
Riverside	14	14	0	5	5	0	8	8	0	1	1	0	0	0	0
Sacramento	22	22	0	9	9	0	6	6	0	5	5	0	2	2	0
San Benito	1	1	0	1	1	0	0	0	0	0	0	0	0	0	0
San Bernardino ..	55	52	3	11	8	3	39	39	0	5	5	0	0	0	0
San Diego	36	35	1	6	6	0	19	19	0	7	7	0	4	3	1
San Francisco	48	44	4	9	5	4	0	0	0	37	37	0	2	2	0
San Joaquin	12	12	0	2	2	0	4	4	0	5	5	0	1	1	0
San Luis Obispo ..	10	9	1	10	9	1	0	0	0	0	0	0	0	0	0
San Mateo	22	22	0	6	6	0	10	10	0	1	1	0	5	5	0
Santa Barbara	7	7	0	4	4	0	3	3	0	0	0	0	0	0	0
Santa Clara	21	19	2	2	2	0	18	16	2	1	1	0	0	0	0
Santa Cruz	1	0	1	1	0	1	0	0	0	0	0	0	0	0	0
Shasta	11	6	5	11	6	5	0	0	0	0	0	0	0	0	0
Sierra	0	0	0	0	0	0	0	0	0	0	0	0	0	0	0
Siskiyou	1	1	0	1	1	0	0	0	0	0	0	0	0	0	0
Solano	8	8	0	3	3	0	2	2	0	2	2	0	1	1	0
Sonoma	7	7	0	4	4	0	3	3	0	0	0	0	0	0	0
Stanislaus	15	15	0	6	6	0	7	7	0	0	0	0	2	2	0
Sutter	2	2	0	1	1	0	0	0	0	0	0	0	1	1	0
Tehama	2	1	1	1	0	1	1	1	0	0	0	0	0	0	0
Trinity	0	0	0	0	0	0	0	0	0	0	0	0	0	0	0
Tulare	26	25	1	1	1	0	24	23	1	1	1	0	0	0	0
Tuolumne	1	1	0	1	1	0	0	0	0	0	0	0	0	0	0
Ventura	15	14	1	6	5	1	8	8	0	1	1	0	0	0	0
Yolo	8	6	2	3	2	1	0	0	0	2	1	1	3	3	0
Yuba	1	1	0	0	0	0	1	1	0	0	0	0	0	0	0

Table 9
PENAL CODE SECTION 12031 - FELONY CHARGES, FISCAL YEAR 2003
 Age and Gender of Person Charged by County

County	Total			Under 18			18-24			25-29			30-39			40-49			50 and over		
	Total	Male	Female	Total	Male	Female	Total	Male	Female	Total	Male	Female	Total	Male	Female	Total	Male	Female	Total	Male	Female
Statewide total.....	1,334	1,290	44	52	51	1	717	695	22	240	237	3	219	209	10	84	78	6	22	20	2
Alameda	5	5	0	0	0	0	4	4	0	0	0	0	0	0	0	1	1	0	0	0	0
Alpine	0	0	0	0	0	0	0	0	0	0	0	0	0	0	0	0	0	0	0	0	0
Amador	10	8	2	1	1	0	6	5	1	1	1	0	2	1	1	0	0	0	0	0	0
Butte	0	0	0	0	0	0	0	0	0	0	0	0	0	0	0	0	0	0	0	0	0
Calaveras	0	0	0	0	0	0	0	0	0	0	0	0	0	0	0	0	0	0	0	0	0
Colusa	22	22	0	1	1	0	13	13	0	5	5	0	3	3	0	0	0	0	0	0	0
Contra Costa	1	1	0	0	0	0	0	0	0	0	0	0	1	1	0	0	0	0	0	0	0
Del Norte	5	5	0	0	0	0	0	0	0	1	1	0	1	1	0	1	1	0	2	2	0
El Dorado	34	32	2	2	2	0	20	18	2	3	3	0	6	6	0	1	1	0	2	2	0
Fresno	0	0	0	0	0	0	0	0	0	0	0	0	0	0	0	0	0	0	0	0	0
Glenn	1	1	0	0	0	0	0	0	0	0	0	0	1	1	0	0	0	0	0	0	0
Humboldt	0	0	0	0	0	0	0	0	0	0	0	0	0	0	0	0	0	0	0	0	0
Imperial	1	1	0	0	0	0	0	0	0	0	0	0	0	0	0	0	0	0	1	1	0
Inyo	47	47	0	5	5	0	24	24	0	10	10	0	7	7	0	1	1	0	0	0	0
Kern	15	15	0	0	0	0	7	7	0	3	3	0	3	3	0	2	2	0	0	0	0
Kings	1	1	0	0	0	0	1	1	0	0	0	0	0	0	0	0	0	0	0	0	0
Lake	2	1	1	0	0	0	2	1	1	0	0	0	0	0	0	0	0	0	0	0	0
Lassen	713	701	12	28	28	0	406	399	7	138	137	1	98	95	3	37	36	1	6	6	0
Los Angeles	16	14	2	0	0	0	13	11	2	2	2	0	1	1	0	0	0	0	0	0	0
Madera	4	4	0	0	0	0	0	0	0	1	1	0	1	1	0	2	2	0	0	0	0
Marin	0	0	0	0	0	0	0	0	0	0	0	0	0	0	0	0	0	0	0	0	0
Mariposa	3	3	0	0	0	0	0	0	0	0	0	0	1	1	0	2	2	0	0	0	0
Mendocino	4	4	0	0	0	0	3	3	0	0	0	0	0	0	0	1	1	0	0	0	0
Merced	1	1	0	0	0	0	0	0	0	0	0	0	0	0	0	1	1	0	0	0	0
Modoc	1	1	0	0	0	0	0	0	0	0	0	0	0	0	0	0	0	0	1	1	0
Mono	27	27	0	0	0	0	13	13	0	7	7	0	4	4	0	2	2	0	1	1	0
Monterey	7	5	2	0	0	0	3	2	1	0	0	0	4	3	1	0	0	0	0	0	0
Napa	3	3	0	0	0	0	0	0	0	1	1	0	1	1	0	1	1	0	0	0	0
Nevada	63	63	0	10	10	0	27	27	0	16	16	0	10	10	0	0	0	0	0	0	0
Orange	2	1	1	0	0	0	0	0	0	1	1	0	0	0	0	0	0	0	1	0	1
Placer	0	0	0	0	0	0	0	0	0	0	0	0	0	0	0	0	0	0	0	0	0
Plumas	14	14	0	0	0	0	7	7	0	2	2	0	4	4	0	1	1	0	0	0	0
Riverside	22	22	0	0	0	0	11	11	0	2	2	0	6	6	0	1	1	0	2	2	0
Sacramento	1	1	0	0	0	0	0	0	0	0	0	0	0	0	0	1	1	0	0	0	0
San Benito	55	52	3	0	0	0	34	31	3	6	6	0	12	12	0	3	3	0	0	0	0
San Bernardino	36	35	1	0	0	0	17	17	0	7	7	0	7	7	0	5	4	1	0	0	0
San Diego	48	44	4	0	0	0	28	26	2	11	10	1	6	6	0	3	2	1	0	0	0
San Francisco	12	12	0	0	0	0	7	7	0	1	1	0	3	3	0	1	1	0	0	0	0
San Joaquin	10	9	1	0	0	0	6	5	1	0	0	0	3	3	0	1	1	0	0	0	0
San Luis Obispo																					

(continued)

Table 9 - continued
PENAL CODE SECTION 12031 - FELONY CHARGES, FISCAL YEAR 2003
 Age and Gender of Person Charged by County

County	Total			Under 18			18-24			25-29			30-39			40-49			50 and over		
	Total	Male	Female	Total	Male	Female	Total	Male	Female	Total	Male	Female	Total	Male	Female	Total	Male	Female	Total	Male	Female
San Mateo	22	22	0	0	0	0	7	7	0	8	8	0	4	4	0	1	1	0	2	2	0
Santa Barbara	7	7	0	0	0	0	1	1	0	1	1	0	2	2	0	2	2	0	1	1	0
Santa Clara	21	19	2	0	0	0	9	8	1	2	2	0	8	7	1	1	1	0	1	1	0
Santa Cruz	1	0	1	0	0	0	0	0	0	0	0	0	0	0	0	0	0	0	1	0	1
Shasta	11	6	5	1	0	1	5	4	1	2	1	1	2	0	2	1	1	0	0	0	0
Sierra	0	0	0	0	0	0	0	0	0	0	0	0	0	0	0	0	0	0	0	0	0
Siskiyou	1	1	0	0	0	0	0	0	0	0	0	0	0	0	0	1	1	0	0	0	0
Solano	8	8	0	0	0	0	3	3	0	0	0	0	4	4	0	1	1	0	0	0	0
Sonoma	7	7	0	0	0	0	3	3	0	1	1	0	3	3	0	0	0	0	0	0	0
Stanislaus	15	15	0	0	0	0	9	9	0	1	1	0	4	4	0	1	1	0	0	0	0
Sutter	2	2	0	0	0	0	1	1	0	0	0	0	1	1	0	0	0	0	0	0	0
Tehama	2	1	1	0	0	0	0	0	0	1	1	0	1	0	1	0	0	0	0	0	0
Trinity	0	0	0	0	0	0	0	0	0	0	0	0	0	0	0	0	0	0	0	0	0
Tulare	26	25	1	4	4	0	13	13	0	4	4	0	4	3	1	1	1	0	0	0	0
Tuolumne	1	1	0	0	0	0	1	1	0	0	0	0	0	0	0	0	0	0	0	0	0
Ventura	15	14	1	0	0	0	10	10	0	2	2	0	1	1	0	1	0	1	1	1	0
Yolo	8	6	2	0	0	0	3	3	0	0	0	0	0	0	0	5	3	2	0	0	0
Yuba	1	1	0	0	0	0	0	0	0	0	0	0	0	0	0	1	1	0	0	0	0

Table 11
PENAL CODE SECTION 12031 - MISDEMEANOR CHARGES, FISCAL YEAR 2003
 Age and Gender of Person Charged by County

County	Total			Under 18			18-24			25-29			30-39			40-49			50 and over		
	Total	Male	Female	Total	Male	Female	Total	Male	Female	Total	Male	Female	Total	Male	Female	Total	Male	Female	Total	Male	Female
Statewide total.....	806	758	48	17	16	1	322	305	17	117	110	7	163	151	12	118	113	5	69	63	6
Alameda	8	5	3	0	0	0	3	1	2	0	0	0	5	4	1	0	0	0	0	0	0
Alpine	2	2	0	0	0	0	1	1	0	1	1	0	0	0	0	0	0	0	0	0	0
Amador	0	0	0	0	0	0	0	0	0	0	0	0	0	0	0	0	0	0	0	0	0
Butte	10	8	2	0	0	0	5	4	1	0	0	0	0	0	0	4	3	1	1	1	0
Calaveras	5	3	2	0	0	0	1	0	1	0	0	0	1	1	0	1	1	0	2	1	1
Colusa	2	2	0	0	0	0	0	0	0	1	1	0	0	0	0	0	0	0	1	1	0
Contra Costa	23	21	2	1	0	1	13	13	0	2	2	0	4	3	1	2	2	0	1	1	0
Del Norte	1	1	0	0	0	0	1	1	0	0	0	0	0	0	0	0	0	0	0	0	0
El Dorado	9	7	2	2	2	0	3	2	1	0	0	0	0	0	0	3	3	0	1	0	1
Fresno	33	33	0	4	4	0	11	11	0	6	6	0	6	6	0	3	3	0	3	3	0
Glenn	0	0	0	0	0	0	0	0	0	0	0	0	0	0	0	0	0	0	0	0	0
Humboldt	9	9	0	0	0	0	4	4	0	2	2	0	1	1	0	2	2	0	0	0	0
Imperial	0	0	0	0	0	0	0	0	0	0	0	0	0	0	0	0	0	0	0	0	0
Inyo	1	1	0	0	0	0	0	0	0	1	1	0	0	0	0	0	0	0	0	0	0
Kern	27	26	1	1	1	0	11	11	0	1	1	0	4	4	0	7	7	0	3	2	1
Kings	0	0	0	0	0	0	0	0	0	0	0	0	0	0	0	0	0	0	0	0	0
Lake	3	2	1	0	0	0	2	2	0	0	0	0	1	0	1	0	0	0	0	0	0
Lassen	3	3	0	0	0	0	0	0	0	1	1	0	0	0	0	1	1	0	1	1	0
Los Angeles	139	135	4	1	1	0	70	69	1	20	19	1	32	32	0	11	10	1	5	4	1
Madera	13	12	1	0	0	0	3	3	0	4	3	1	3	3	0	2	2	0	1	1	0
Marin	7	7	0	0	0	0	1	1	0	0	0	0	2	2	0	4	4	0	0	0	0
Mariposa	0	0	0	0	0	0	0	0	0	0	0	0	0	0	0	0	0	0	0	0	0
Mendocino	6	6	0	0	0	0	2	2	0	0	0	0	2	2	0	2	2	0	0	0	0
Merced	10	10	0	0	0	0	4	4	0	2	2	0	2	2	0	1	1	0	1	1	0
Modoc	0	0	0	0	0	0	0	0	0	0	0	0	0	0	0	0	0	0	0	0	0
Mono	1	1	0	0	0	0	0	0	0	0	0	0	0	0	0	0	0	0	1	1	0
Monterey	15	13	2	0	0	0	8	6	2	5	5	0	0	0	0	0	0	0	2	2	0
Napa	4	3	1	0	0	0	3	2	1	0	0	0	1	1	0	0	0	0	0	0	0
Nevada	2	1	1	0	0	0	0	0	0	0	0	0	2	1	1	0	0	0	0	0	0
Orange	50	47	3	2	2	0	12	12	0	10	9	1	14	13	1	6	5	1	6	6	0
Placer	9	9	0	0	0	0	4	4	0	2	2	0	1	1	0	1	1	0	1	1	0
Plumas	2	2	0	0	0	0	0	0	0	0	0	0	1	1	0	1	1	0	0	0	0
Riverside	94	85	9	0	0	0	37	33	4	11	10	1	19	17	2	19	18	1	8	7	1
Sacramento	7	7	0	0	0	0	5	5	0	0	0	0	0	0	0	1	1	0	1	1	0
San Benito	0	0	0	0	0	0	0	0	0	0	0	0	0	0	0	0	0	0	0	0	0
San Bernardino	41	40	1	1	1	0	22	22	0	10	9	1	6	6	0	1	1	0	1	1	0
San Diego	48	47	1	0	0	0	20	19	1	6	6	0	8	8	0	8	8	0	6	6	0
San Francisco	23	20	3	0	0	0	8	7	1	6	4	2	5	5	0	1	1	0	3	3	0
San Joaquin	11	11	0	0	0	0	5	5	0	2	2	0	2	2	0	1	1	0	1	1	0
San Luis Obispo	12	12	0	1	1	0	3	3	0	0	0	0	1	1	0	5	5	0	2	2	0

(continued)



[Data Characteristics and Known Limitations](#)

[Charges](#)

[Criminal Justice Glossary](#)

Links to:

[Preface](#)

[PC 12025 \(Concealed Firearm\)](#)

[PC 12031 \(Loaded Firearm\)](#)

[Data Tables](#)

[CJSC Home Page](#)

[CJSC Publications](#)

[AG Home Page](#)

DATA CHARACTERISTICS AND KNOWN LIMITATIONS

- When both PC sections 12025 and 12031 were listed as primary charges, PC section 12025 was listed as the primary charge and PC section 12031 was listed as the additional charge.
- Additional offenses that could be charged as either a felony or a misdemeanor ("wobblers") were programmatically sorted by level to match the level of the primary weapons charge. For example, if the primary weapons charge was a misdemeanor under PC section 12025 and the additional charge was a PC section 242 (a wobbler), the additional offense was added to Table 3 as a misdemeanor charge.
- District attorneys were limited to reporting three additional charges for each primary weapons charge (either PC section 12025 or PC section 12031).
- Infractions submitted as additional charges were not included in this report.
- Demographic data (i.e., the gender, race/ethnic group, and age of persons charged) refer to "individuals," however, some persons may have been arrested and charged with PC sections 12025 or 12031 more than once during the reporting period. Therefore, data presented represent the number of charges reported to the DOJ by district attorneys, not the number of individuals charged.
- In FY 2003, the Alameda County District Attorney reports they may have submitted incomplete additional charge information.
- In FY 2003, the Los Angeles County District Attorney was unable to provide more than one additional charge for each primary charge due to programming limitations.
- In FY 2003, the Santa Barbara County District Attorney was unable to provide any additional charge information due to staff shortages and programming limitations.

TURN
PAGE

CHARGES

The following statutes and their offense groupings were valid at the time of the closeout of the 2002 arrest offense code file. All statutory codes listed are for Penal Code sections unless indicated as follows:

BP - Business and Professions Code	GC - Government Code	PR - Public Resources Code
CC - Corporations Code	HN - Harbors and Navigation Code	RT - Revenue and Taxation Code
EC - Education Code	HS - Health and Safety Code	SH - Streets and Highways Code
FA - Food and Agriculture Code	IC - Insurance Code	UI - Unemployment Insurance Code
FC - Financial Code	LC - Labor Code	VC - Vehicle Code
FG - Fish and Game Code	MV - Military and Veterans Code	WI - Welfare and Institutions Code

FELONY-LEVEL CHARGES

Homicide - 128, 187(a), 189, 192(a), 192(b), 193(a), 193(b), 273ab, 399, 12310(a)

Forcible Rape - 220, 261, 261(a)(1), 261(a)(2), 261(a)(3), 261(a)(4), 261(a)(5), 261(a)(6), 261(a)(7), 262(a)(1), 262(a)(2), 262(a)(3), 262(a)(4), 262(a)(5), 264.1, 266c, 269(a)(1), 269(a)(2), 664/261

Robbery - 211, 212.5(a), 212.5(b), 212.5(c), 213(a)(1)(a), 213(b), 214, 215(a), 278.5(a), 664/211, 664/212.5(a), 664/212.5(b)

Assault - 69, 71, 76(a), 95.1, 139(a), 140, 140(a), 146e(b), 148(b), 148(c), 148(d), 148(d)(1), 148.1(a), 148.1(b), 148.1(c), 148.1(d), 148.3(b), 148.4(b)(1), 148.4(b)(2), 148.10(a), 149, 151(a)(2), 186.26(a), 186.26(c), 203, 205, 206, 217.1(a), 217.1(b), 218, 219, 219.1, 219.2*, 222, 241.1, 241.4, 241.7, 242*, 242/243*, 243(c), 243(c)(1)*, 243(c)(2)*, 243(d), 243.1, 243.3*, 243.6*, 243.7, 243.9(a)*, 244, 244.5(b), 244.5(c), 245(a)(1)*, 245(a)(2)*, 245(a)(3), 245(b), 245(c), 245(d)(1), 245(d)(2), 245(d)(3), 245.2, 245.3, 245.5(a), 245.5(b), 245.5(c), 246*, 246.3*, 247(a), 247(b), 247.5*, 273a(a), 273d(a), 273.5(a), 273.5(e)*, 347(a), 347(b), 368(a), 368(b)(1), 375(a)*, 375(d), 401, 405a, 405b, 417(b)*, 417(c), 417.1, 417.3, 417.6(a), 417.8, 422*, 422.7(a), 588a*, 601(a)(1), 601(a)(2), 625c, 664/187(a), 664/189, 1768.8(b), 1768.85(a)*, 1808.4(d), 4131.5, 4500, 4501, 4501.5, 11412, 11413(a), 11418(a), 11418(b)(1), 11418(b)(2), 11418(b)(3), 11418(c), 11418(d)*, 11418.5(a)*, 11419(a)*, 12303*, 12303.1(a), 12303.1(b), 12303.1(c), 12303.2, 12303.3, 12303.6, 12304*, 12305 HS, 12308, 12309, 12310(b), 12312, 12355(a), 12355(b), 15656(a), 21464(c) VC, 23110(b) VC, 38318(b) VC, 38318.5(b) VC

Kidnapping - 157, 207(a), 207(b), 207(c), 207(d), 208(b), 208(d), 209(a), 209(b), 209(b)(1), 209.5(a), 210, 278, 278.5(a), 280(b), 4503

Burglary - 459*, 460, 460(a), 460(b)*, 461, 461.1, 461.2, 463(a), 464, 664/459, 664/460, 664/460(a), 664/460(b)

Theft - 72, 115(a), 115.5(b), 116, 117, 134, 154(b), 155(b), 155.5(b), 156, 166(c)(4)*, 182(a)(4), 304 HN, 305 HN, 332(a)*, 334(a)*, 337.7, 350(a)*, 350(a)(2)*, 350(b), 368(c)*, 368(d)*, 368(e)*, 424.1, 424.2, 424.3, 424.4, 424.5, 424.6, 424.7, 463(b), 474, 481, 481.1(a), 483.5(a), 484(a)*, 484(b)*, 484b*, 484c, 484.1(a)*, 485*, 487, 487(a), 487a(a), 487a(b), 487b, 487(b)(1)(a), 487(b)(3), 487(c)*, 487(d), 487d, 487e, 487g, 489, 495, 496(a), 496(a), 496(c), 496c*, 496(d)*, 496(d)(a), 496(e), 497, 498(d), 499c(b)(1), 499c(b)(2), 499c(b)(3), 499c(b)(4), 499d, 502(c)(1)(a), 502(c)(1)(b), 502(c)(2), 502(c)(4), 502(c)(5), 502(c)(6)*, 502(c)(7)*, 502.5*, 502.7(a)(1)*, 502.7(a)(2)*, 502.7(a)(3)*, 502.7(a)(4)*, 502.7(a)(5)*, 502.7(b)(1)*, 502.7(b)(2), 502.7(c)*, 502.7(d)*, 502.7(g), 502.8(a)*, 502.8(b)*, 502.8(c), 502.8(d), 502.8(e), 502.8(f), 503*, 504*, 504a*, 504b*, 505*, 506*, 506b, 507*, 508*, 514*, 528, 529, 529a*, 529.1, 529.2, 529.3, 530*, 530.5*, 530.5(a)*, 532(a)*, 532a(1)*, 532a(2)*, 532a(3)*, 532a(4)*, 533, 534, 535, 537(a)(2), 537(c)(2)*, 537e(a)(3), 538*, 538.5, 540, 541, 542, 543, 548(a), 549, 550(a)(1), 550(a)(2), 550(a)(3), 550(a)(4), 550(a)(5), 550(a)(6), 550(a)(7), 550(a)(8), 550(b)(1), 550(b)(2), 550(b)(3), 560, 560.4, 566, 571(b), 577, 578, 580, 581, 593d(b), 620, 648*, 650 BP, 664/487, 666, 1733 IC, 1778 LC, 1871.4(a)(1) IC, 1871.4(a)(2) IC, 1871.4(a)(3) IC, 2101(a)(1) UI, 2102(a) UI, 2107 UI, 2108 UI, 2110 UI, 2110.5 UI, 2114 UI, 2116(a) UI, 2121 UI, 2255(b) CC, 3215 LC, 3352 FC, 3361 FC, 3531 FC, 4463(a)(1) VC, 4463(a)(2) VC, 7027.3 BP, 10250.52 BP, 10752(a) VC, 10752(b) VC, 10801 VC, 10802 VC, 10803(a) VC, 10803(b) VC, 10855 VC*, 10980(b) WI, 10980(c)(2) WI, 10980(d) WI, 10980(g)(2) WI, 11010(a) BP, 11019(a) BP, 11022(a) BP, 11320 BP, 11482.5 WI, 11483 WI*, 11483.5 WI, 11760(a) IC, 11880(a) IC, 14014(a) WI*, 14025(a) WI, 14107 WI, 17410 WI, 17511.12(a) BP, 17551(a) FA, 17551(b) FA, 18848 FA*, 22430(a) BP, 22753(a) BP*, 25110 CC, 25401 CC, 25541 CC, 27443(a) GC, 27443(b) GC, 30475(b) RT, 30480 RT, 31110 CC, 31201 CC, 31410 CC, 31411 CC, 44209 HS, 94319.14(b) EC, 94320(f) EC, 94320(g) EC, 103800 HS

Motor Vehicle Theft - 487(d), 666.5(a), 10851(a) VC, 10851(b) VC, 10851(e) VC

Forgery, Checks, Access Cards - 113, 114, 470(a), 470(b), 470(c), 470(d)*, 470a*, 470b, 471, 472, 473, 475, 475(a), 475(b), 475(c)*, 476, 476a(a), 476a(b)*, 477, 478, 479, 480, 480(a), 484e(a), 484e(b), 484e(c), 484e(d), 484e(e), 484f(a), 484f(b), 484f(c), 484g(a)*, 484g(b)*, 484h(a)*, 484i(b), 484i(c), 617, 664/470(a), 10980(e) WI

Arson - 451(a), 451(b), 451(c), 451(d), 451.5(a)(1), 452(a), 452(b), 452(c), 453(a), 453(b), 454(a)(1), 454(a)(2), 455

Drug Offenses

Narcotics - 11350(a) HS, 11350(b) HS, 11351 HS, 11351.5 HS, 11352(a) HS, 11352(b) HS, 11353(a) HS, 11353(b) HS, 11353(c) HS, 11354(a) HS

Marijuana - 11357(a) HS*, 11358 HS, 11359 HS, 11360(a) HS, 11361(a) HS, 11361(b) HS

Dangerous Drugs - 11353.5 HS, 11353.7 HS, 11370.1(a) HS, 11375(b) HS, 11377(a) HS, 11378 HS, 11378.5 HS, 11379(a) HS, 11379(b) HS, 11379.5(a) HS, 11379.5(b) HS, 11380(a) HS, 11550(e) HS

All Other - 4324(a) BP*, 4324(b) BP*, 4336(a) BP, 11104(a) HS, 11106(j) HS*, 11152 HS, 11153(a)(1) HS, 11154(a) HS, 11154(b) HS, 11155 HS, 11156 HS, 11157 HS, 11157.5 HS, 11162.5(a) HS, 11166 HS, 11173(a) HS*, 11173(b) HS, 11173(c) HS, 11173(d) HS, 11174 HS, 11355 HS*, 11363 HS, 11364.7(b) HS, 11366 HS*, 11366.5(a) HS, 11366.5(b) HS, 11366.6 HS, 11366.7(b) HS, 11366.8(a) HS, 11366.8(b) HS, 11368 HS, 11370.6(a) HS, 11370.9(a) HS, 11370.9(b) HS, 11370.9(c) HS, 11371 HS, 11371.1 HS, 11379.6(a) HS, 11379.6(b) HS, 11382 HS, 11383(a) HS, 11383(b) HS, 11383(c)(1) HS, 11383(c)(2) HS, 11383(f) HS, 11390 HS, 11391 HS

Sex Offenses

Lewd or Lascivious - 266j, 269(a)(4), 288(a), 288(b)(1), 288(b)(2), 288(c)(1), 288(c)(2), 288.5(a)

All Other - 243.4(a), 243.4(b), 243.4(c)*, 261.5(a), 261.5(c), 261.5(d), 265, 266, 266a, 266b, 266d, 266e, 266f, 266g, 266h, 266h(a), 266h(b), 266i, 266i(a)(1), 266i(b), 267, 269(a)(3), 269(a)(5), 285, 286(a), 286(b)(1), 286(b)(2), 286(c)(1), 286(c)(2), 286(d), 286(e), 286(f), 286(g), 286(h), 286(i), 286(j), 286(k), 288a(a), 288a(b)(1), 288a(b)(2), 288a(c)(1), 288a(c)(2), 288a(c)(3), 288a(d)(1), 288a(d)(2), 288a(d)(3), 288a(e), 288a(f), 288a(g), 288a(h), 288a(i), 288a(j), 288a(k), 288.2(a)*, 288.2(b)*, 289(a), 289(a)(1), 289(a)(2), 289(b), 289(c), 289(d), 289(d)(1), 289(e), 289(f), 289(g), 289(h), 289(i), 289(j), 289.6(a)*, 289.6(a)(2), 290(a)(1)(a)*, 290(a)(1)(d)*, 290(f)(1), 290(f)(2), 290(g)(2), 290(g)(3), 311.1(a), 311.10(a), 311.11(b), 311.2(a)*, 311.2(b), 311.2(c)*, 311.2(d), 311.3(a)*, 311.4(a)*, 311.4(b), 311.4(c), 311.5*, 311.7*, 313.1(a)*, 313.1(b)*, 313.1(c)(1) *, 314.1*, 647f, 647.6(b), 647.6(c)(1), 647.6(c)(2), 664/286(b)(1), 664/286(b)(2), 664/286(c), 664/286(d), 664/286(e), 729(a)*

Driving Under the Influence - 655(f) HN, 23153(a) VC, 23153(b) VC, 23153(d) VC, 23175(a) VC, 23175.5 VC, 23550(a) VC*, 23550.5 VC*

Hit-and-Run - 20001(a) VC, 20001(b)(1) VC, 20001(b)(2) VC

Weapons - 171b(a)(1), 171b(a)(2), 171b(a)(3), 171b(a)(4), 171b(a)(5), 171c, 171d.1, 171d.2, 186.28(a), 626.9(b)*, 626.9(d), 626.9(h), 626.9(i), 626.95(a), 626.10(a), 626.10(b)*, 4502(a), 4502(b), 8101(a) WI, 8101(b) WI, 8103(a)(1) WI, 8103(f)(1) WI, 12001.5, 12020(a)*, 12020(a)(1)*, 12020(a)(2)*, 12020(a)(3)*, 12020(a)(4)*, 12020(c)(7), 12020(c)(11), 12021(a)(1), 12021(b),

12021(c)(1), 12021(d), 12021(e), 12021(g)(1)*, 12021.1(a), 12021.1(c), 12023(a)*, 12025(a)(1)*, 12025(a)(2)*, 12025(a)(3)*, 12025(b)(2), 12025(b)(4), 12031, 12031(a)(1)*, 12031(a)(2)(a), 12031(a)(2)(b), 12031(a)(2)(c), 12031(a)(2)(f)*, 12034(b), 12034(c), 12034(d), 12035(b)(1), 12040(a), 12072(a)(1), 12072(a)(2), 12072(a)(3)(a), 12072(a)(4)*, 12072(a)(5)*, 12072(d), 12090, 12091, 12101(a)(1)*, 12101(b)(1)*, 12220(a), 12220(b), 12280(a)(1), 12280(b), 12316(b)(1)*, 12320, 12321, 12403.7(a)*, 12403.7(a)(7), 12403.7(d)*, 12403.7(g)*, 12422, 12520

Escape - 107, 109, 110, 836.6(a)*, 836.6(b)*, 871(b) WI, 1026.4(a), 1152(b) WI, 1370.5(a), 1768.7(a) WI, 1768.7(b) WI, 2042, 3002 WI, 4011.7*, 4530(a), 4530(b), 4530(c), 4532(a)(1), 4532(a)(2), 4532(b)(1), 4532(b)(2), 4533, 4534, 4535, 4536(a), 4550.1, 4550.2, 7326 WI

Bookmaking - 337a.1, 337a.2, 337a.3, 337a.4, 337a.5, 337a.6, 337i

All Other Felony Charges

MISDEMEANOR-LEVEL CHARGES

Manslaughter - Misd. - 192(c)(2), 192.5(b), 193(c)(2)

Assault and Battery - 71*, 147, 148(a), 148(a)(1), 148.1(a)*, 148.2.1, 148.2.2, 148.2.3, 148.2.4, 148.3(a), 148.4(a)(1), 148.4(a)(2), 151(a)(1), 219.2*, 240, 240/241, 240/242, 241(a), 241(b), 241.1*, 241.2(a), 241.3(a), 241.4, 241.5, 241/243, 242*, 242/243*, 243(a), 243(b), 243(c)(1)*, 243(c)(2)*, 243(d)*, 243(e)(1), 243.2(a), 243.2(a)(1), 243.3*, 243.35(a), 243.4(c)*, 243.4(d)(1), 243.5(a)(1), 243.5(a)(2), 243.6*, 243.8, 243.8(a), 243.9(a)*, 245(a)(1)*, 245(a)(2)*, 246*, 246.3*, 247.5*, 248, 273a(b), 273d(a), 368(b), 368(c), 374c, 375(a)*, 375(b), 375(c), 383, 402a, 417(a)(1), 417(a)(2), 417(b)*, 417.4, 417.25(a), 422*, 422.6(a), 423.2(a), 423.2(b), 1768.85(a)*, 2652, 11414(a), 11418(d)*, 11418.5(a)*, 11419(a)*, 12304*, 12680 HS, 15656(b) WI

Burglary - Misd. - 459*, 460(b)*

Petty Theft - 368(d)*, 368(e)*, 463(c), 484(a)*, 484(b)*, 484b*, 484.1(a)*, 485*, 487(c)*, 487c, 487f, 488, 490, 490.1(a), 490.5(a), 496c*, 502.5*, 530*, 530.5, 530.5(a)*, 532(a)*, 538*, 565, 14014(a) WI*, 22435.2(a) BP, 22435.2(b) BP, 22435.2(e) BP, 22435.2(f) BP, 22435.11(a) BP, 22435.12 BP, 22753(a) BP*, 41950(a) PR

Other Theft - Includes approximately 160 statute codes that can be identified upon request.

Checks and Access Cards - 470a*, 470(d)*, 472, 475(c)*, 476a(b)*, 484e(a), 484e(b), 484g(a)*, 484g(b)*, 484h(a)*, 484i(a), 484j

Drug Offenses

Marijuana - 11357(a) HS*, 11357(b) HS, 11357(c) HS, 11357(d) HS, 11357(e) HS, 11360(b) HS, 23222(b) VC

Other Drugs - 377, 647(f), 2241 BP, 2242.1(a) BP, 2762(e) BP, 2878.5(a) BP, 4051 BP, 4059(a) BP, 4060 BP, 4140 BP, 4141 BP, 4142 BP, 4163 BP, 4323 BP, 4324(a) BP*, 4324(b) BP*, 4325(a) BP, 4326(a) BP, 4326(b) BP, 4331(a) BP, 4332 BP, 11100(g)(1) HS, 11100(g)(2) HS, 11100(g)(3) HS, 11100.1(a) HS, 11104(c) HS, 11104.5 HS, 11106(j) HS*, 11150 HS, 11159 HS, 11161(a) HS, 11162 HS, 11162.5(b) HS, 11170 HS, 11171 HS, 11172 HS, 11173(a) HS*, 11175 HS, 11180 HS, 11190 HS, 11207 HS, 11217 HS, 11352.1(b) HS, 11355 HS*, 11364 HS, 11364.7(a) HS, 11364.7(c) HS, 11365(a) HS, 11366 HS*, 11377(b) HS, 11532(a) HS, 11550(a) HS, 11594 HS, 109575 HS, 109580 HS

Indecent Exposure - 314.1*, 314.2

Annoying Children - 261.5(b), 288a(b)(1), 647.6(a)

Obscene Matter - 288.2(a)*, 288.2(b)*, 311(a), 311.1(a)*, 311.11(a), 311.2(a)*, 311.2(c)*, 311.3(a)*, 311.4(a)*, 311.5*, 311.6, 311.7*, 313.1(a)*, 313.1(b)*, 313.1(c)(1)*, 313.1(c)(2), 313.1(e)

Lewd Conduct - 647(a), 647(d), 647(i), 647(k)(1), 647(k)(2), 653g

Prostitution - 315, 316, 647(b), 653.22(a), 25601 BP

Contribute to Delinquency of Minor - 272, 272(b)(1)

Drunk - 647(f)

Liquor Laws - 172a, 172b.1, 172d.1, 172g.1, 172l, 303, 303a, 307, 347b, 397, 11200, 23220 VC, 23222(a) VC, 23224(a) VC, 23224(b) VC, 23300 BP, 23301 BP, 25351 BP, 25602(a) BP, 25604 BP, 25606 BP, 25607(a) BP, 25608 BP, 25609 BP, 25617 BP, 25620 BP, 25631 BP, 25632 BP, 25657(a) BP, 25657(b) BP, 25658(a) BP, 25658(b) BP, 25658(c) BP, 25660.5 BP, 25661 BP, 25662(a) BP, 25663(a) BP, 25664 BP, 25665 BP, 120305 HS

Disorderly Conduct - 647, 647(c), 647(e), 647(h), 647(j), 647k

Disturbing the Peace - 171f.2, 302(a), 403, 404(a), 404(b), 404.6(a), 405, 406, 407, 408, 409, 415(1), 415(2), 415(3), 415.5(a)(1), 415.5(a)(2), 415.5(a)(3), 416(a), 602.10, 602.11(a), 626.2, 626.4(d), 626.6(a), 626.7(a), 626.8(a)(1), 626.8(a)(2), 626.8(a)(3), 626.85(a)(1), 653m(a), 653m(b), 653m(c)(2), 653x(a), 727, 9051 GC, 11460(a)

Malicious Mischief - 625b(a), 10750(a) VC, 10851.5 VC, 10852 VC, 10853 VC, 10854 VC

Vandalism - 422.6(b), 423.2(e), 423.2(f), 555.1, 587a, 587.1(a), 588b, 590, 592(a), 594(a)*, 594(a)(1)*, 594(b)(1)*, 594(b)(2)(a), 594(b)(3), 594(b)(4), 594.3(a)*, 594.4(a)*, 603, 604, 605.1, 605.2, 605.3, 607, 615, 616, 618, 622, 622 1/2, 623(a), 623(a)(1), 623(a)(2), 623(a)(3), 623(a)(4), 623(a)(5), 623(a)(6), 640.5(b)(1), 640.5(c)(1), 640.8, 11411(a), 11411(c)*, 23110(a) VC, 27491.3 GC, 38318(a) VC, 38319 VC

Trespassing - 171f.1, 369g(a), 369i(a), 369i(b), 398 MV, 409.5(c), 554(a), 554(b), 554(c), 554(d), 554(e), 554(f), 554(g), 554(h), 554(i), 555, 558, 587b, 593b, 602, 602(a), 602(b), 602(c), 602(d), 602(e), 602(f), 602(g), 602(h), 602(i), 602(j), 602(k)(1), 602(k)(2), 602(k)(3), 602(k)(4), 602(l), 602(m), 602(n)(1), 602(n)(2), 602(o), 602(p), 602(q), 602(r), 602(s), 602(t)(1), 602.1(a), 602.1(b), 602.4, 602.5, 602.5(a), 602.5(b), 602.6, 602.8(a), 627.2, 627.7(a)(1), 627.8, 1583 FG, 27174.2 SH, 32210 EC

Weapons - 417.2(a), 468, 626.10(a)*, 626.10(b)*, 626.9(b)*, 653k, 12001.1(a), 12020(a)*, 12020(a)(1)*, 12020(a)(2)*, 12020(a)(3)*, 12020(a)(4)*, 12020.5, 12021(g)(1)*, 12021(g)(2), 12023(a)*, 12024, 12025(a)(1)*, 12025(a)(2)*, 12025(a)(3)*, 12031(a)(1)*, 12031(a)(2)(f)*, 12034(a), 12035(b)(2), 12036(b), 12051(b), 12070(a), 12072(a)(5)*, 12076(b)(1), 12082, 12094, 12094(a), 12101(a)(1)*, 12101(b)(1)*, 12125(a), 12280(b), 12303*, 12316(a), 12316(b)(1)*, 12316(c), 12403.7(a)*, 12403.7(a)(4), 12403.7(d)*, 12403.7(g)*, 12403.8(a), 12403.8(b), 12420, 12551, 12552(a), 12582, 12590(a)(1), 12590(a)(2), 12651(a), 12651(b), 12651(c), 12651(d), 12652

Driving Under the Influence - 655(b) HN, 655(c) HN, 655(e) HN, 23152(a) VC, 23152(b) VC, 23152(c) VC, 23152(d) VC, 23247(a) VC, 23247(b) VC, 23247(c) VC, 23247(d) VC, 23550(a) VC*, 23550.5 VC*, 23550.5(a) VC*

Glue Sniffing - 380(a), 381(a), 381(b), 381b, 647(f)

Hit-and-Run - 20002(a) VC, 20002(a)(1) VC, 20002(a)(2) VC, 20002(b) VC

Joy Riding - 499b

Selected Traffic Violations - 23103(a) VC, 23103(b) VC, 23104(a) VC, 23109(a) VC, 23109(b) VC, 23109(c) VC, 23109(d) VC, 38316 VC, 38317 VC, 40508(a) VC, 40508(b) VC, 40519 VC, 42005(e) VC

Gambling - 318, 319, 320, 321, 322, 323, 324, 326, 326.5(b), 326.5(n), 330, 330a, 330b(1), 330c, 330.1, 330.4, 331, 335, 336, 337s(b), 337.1, 337.2, 337.5, 11300, 19932(a)(1) BP

Nonsupport - 270*, 270a, 270c, 270.5(a), 271a

All Other Misdemeanor Charges

TURN PAGE

Notes: "All Other Felony Charges" also includes sections in the Election Code.

"All Other Misdemeanor Charges" also includes sections in the California Administrative Code, California Code of Regulations, City or County Ordinances, Civil Procedure Code, Election Code, Parks and Recreation Code, Public Utilities Code, Uniform Fire Code, and Water Code.

*These code sections can be either a felony or a misdemeanor.

CRIMINAL JUSTICE GLOSSARY

ADULT: a person 18 years of age or older.

ARREST: ". . .taking a person into custody, in a case and in the manner authorized by law. An arrest may be made by a peace officer or by a private person" (834 PC).

CHARGE: a formal allegation that a specific person has committed a specific offense.

COMPLAINT: a verified written accusation, filed by a prosecuting attorney with a local criminal court, which charges one or more persons with the commission of one or more offenses.

CRIME: "an act committed or omitted in violation of a law forbidding or commanding it. . ." (15 PC).

DEFENDANT: a person against whom a criminal proceeding is pending.

DRUG OFFENSES: at the felony level, this category includes narcotics, marijuana, dangerous drugs, and "other drug law violations." At the misdemeanor level, this category includes marijuana and "other drugs."

FELONY: a crime which is punishable by death or by imprisonment in a state prison (17 PC, 18 PC).

FILING: a document filed with the court clerk or county clerk by a prosecuting attorney alleging that a person committed or attempted to commit a crime.

INDICTMENT: an accusation against a criminal defendant rendered by a grand jury on the basis of evidence constituting a *prima facie* case.

INFRACTION: an offense punishable by fine or other penalty, but not by incarceration.

JUVENILE: a person under the age of 18.

MISDEMEANOR: a crime punishable by imprisonment in a county jail for up to one year.

TURN PAGE

OFFENSE: a *charged* offense is a crime for which a defendant was arrested or filed on by the district attorney.

PENAL CODE (PC): the California Penal Code contains statutes that define criminal offenses and specify corresponding punishments. Criminal justice system mandates and procedures are also included.

PROPERTY OFFENSES: offenses committed against property. This category (felony level) includes burglary; theft; motor vehicle theft; forgery, check, and access card offenses; and arson.

PROSECUTOR: an attorney employed by a governmental agency whose official duty is to initiate and maintain criminal proceedings on behalf of the government against persons accused of committing criminal offenses.

PUNISHMENT: penalty imposed for wrongdoing; varies by type of crime committed. See also Felony, Misdemeanor, and Infraction.

THEFT OFFENSES: this category (misdemeanor level) includes petty theft, checks and access card offenses, and "other theft."

VIOLENT OFFENSES: offenses committed against persons. This category (felony level) includes murder and non-vehicular manslaughter (homicide), forcible rape, robbery, assault, and kidnapping.

WEAPONS OFFENSES: see "Appendix II - Charges" for specific felony and misdemeanor-level offenses included in this category.

WOBLER: an offense that can be charged as either a felony or a misdemeanor. Both PC sections 12025 and 12031 are "wobblers."

Links to:

[Preface](#)

[PC 12025 \(Concealed Firearm\)](#)

[PC 12031 \(Loaded Firearm\)](#)

[Data Tables](#)

[CJSC Home Page](#)

[CJSC Publications](#)

[AG Home Page](#)