

BMFEA Performance Statistics
FY 90/91 thru FY 05/06

Medi-Cal Fraud (Criminal Prosecutions)

	90/91	91/92	92/93	93/94	94/95	95/96	96/97	97/98	98/99	99/00	00/01	01/02	02/03	03/04 ⁵	04/05	05/06 ^{6 & 7}
Referrals Received	392	411	368	298	450	266	785	991	818	730	447	307	371	381	359	266
Complaints Filed	74	70	92	36	33	38	41	54	86	123	150	115	122	127	127	94
Convictions	60	57	54	47	30	27	49	45	44	88	95	87	101	85	78	65
Acquittals	0	1	2	0	1	1	0	0	2	0	0	0	1	2	1	0
Monetary Orders	\$4,045,459	\$12,145,538	\$5,502,009	\$1,187,306	\$5,457,643	\$2,300,319	\$9,001,861	\$5,722,737	\$6,197,603	\$27,475,076	\$6,693,688	\$11,983,883	\$23,651,391	\$35,498,020	\$5,277,934	\$6,525,097

Medi-Cal Fraud (Civil Prosecutions)

	90/91	91/92	92/93	93/94	94/95	95/96	96/97	97/98	98/99	99/00	00/01	01/02	02/03	03/04	04/05	05/06 ^{6 & 7}
Complaints Filed	0	0	0	1	2	2	1	0	5	11	1	0	6	31	38	52
Judgments	0	0	0	0	0	0	3	2	3	9	3	1	1	0	0	0
Negotiated Settlements	2	1	5	5	6	9	9	8	7	4	10	13	7	11	9	18
Dismissals	0	0	0	0	1	0	1	1	4	0	1	1	0	1	1	15
Monetary Orders	\$15,475	\$400,000	\$750,738	\$1,787,675	\$3,865,281	\$10,007,435	\$5,641,742	\$1,166,083	\$3,593,991	\$1,976,523	\$2,712,347	\$8,359,140	\$20,683,320	\$42,636,219	\$32,086,166	\$267,854,037

Elder Abuse (Criminal Prosecutions)

	90/91	91/92	92/93	93/94	94/95	95/96	96/97	97/98	98/99	99/00 ²	00/01 ³	01/02	02/03	03/04	04/05	05/06 ⁷
Referrals Received	527	403	439	477	563	869	862	1109	1020	1386	1557	2024	2382	1517	1299	1236
Complaints Filed	17	10	4	5	2	4	16	24	55	40	88	133	108	93	111	108
Convictions	22	10	8	2	3	0	8	22	28	23	40	79	85	56	56	60
Acquittals	0	1	0	0	0	0	1	0	1	1	2	2	3	0	1	2
Monetary Orders	\$25,258	\$46,242	\$62,765	\$0	\$30,230	\$0	\$3,927	\$6,137	\$68,001	\$20,780	\$61,301	\$204,496	\$887,632	\$65,385	\$300,821	\$956,652

Elder Abuse (Civil Prosecutions)

	90/91	91/92	92/93	93/94	94/95	95/96	96/97	97/98	98/99	99/00 ²	00/01 ³	01/02	02/03	03/04	04/05	05/06 ⁷
Complaints Filed	0	0	0	0	0	0	0	0	0	0	2	29	1	0	0	25
Judgments	0	0	0	0	0	0	0	0	0	0	0	29	1	2	0	22
Negotiated Settlement	0	0	0	0	0	0	0	0	0	0	0	0	0	0	0	0
Dismissals	0	0	0	0	0	0	0	0	0	0	0	1	0	0	0	1
Monetary Orders	\$0	\$0	\$0	\$0	\$0	\$0	\$0	\$0	\$0	\$0	\$0	\$535,000	\$2,000,000	\$5,478	\$0	\$3,850,000

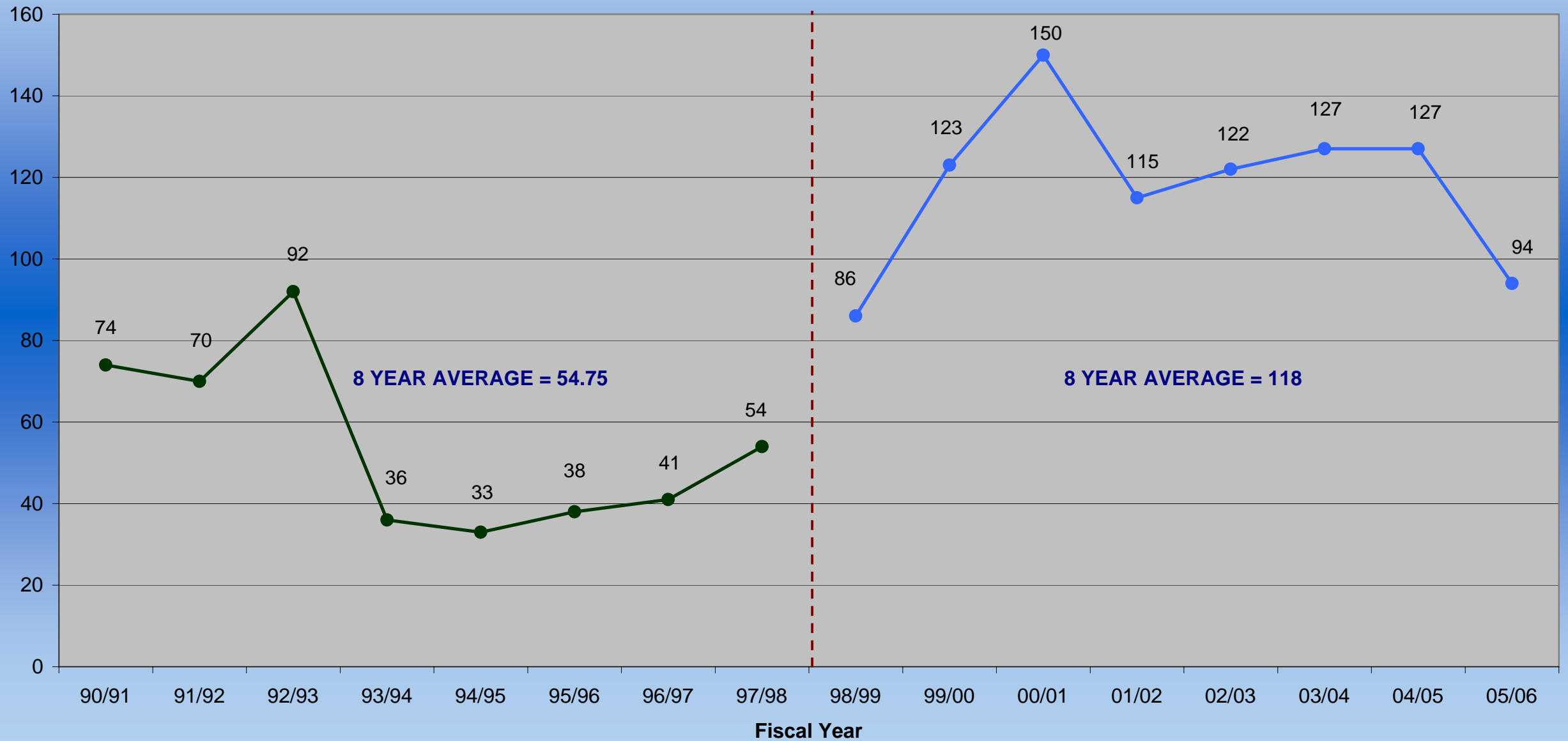
Total Monetary Orders ¹	\$4,086,192	\$12,591,780	\$6,315,512	\$2,974,981	\$9,353,154	\$12,307,754	\$14,647,530	\$6,894,957	\$9,859,595	\$29,472,379	\$9,467,336	\$21,082,519	\$47,222,343	\$78,205,102	\$37,664,921	\$279,185,786
------------------------------------	-------------	--------------	-------------	-------------	-------------	--------------	--------------	-------------	-------------	--------------	-------------	--------------	--------------	--------------	--------------	---------------

Operation Guardians Inspections ⁴	N/A	N/A	N/A	N/A	N/A	N/A	N/A	N/A	N/A	1	68	80	67	98	91	95
--	-----	-----	-----	-----	-----	-----	-----	-----	-----	---	----	----	----	----	----	----

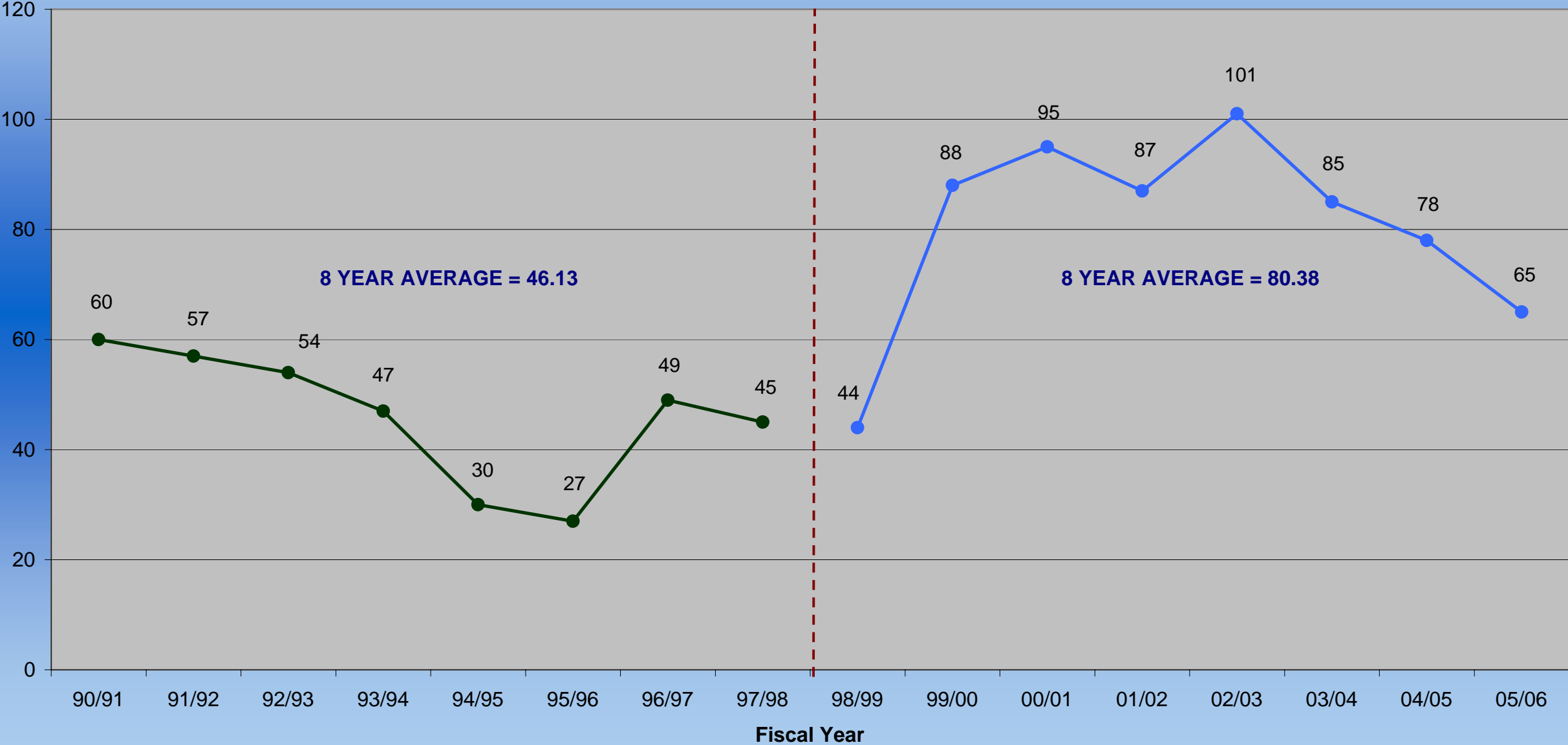
¹ Includes all monetary orders resulting from BMFEA actions ² Includes State of California's first-ever criminal prosecution of a skilled nursing facility (SNF) and its owner ³ Includes the successful prosecution of Sun Healthcare and Beverly Enterprises, the state's two largest providers of nursing home care ⁴ Established April 2000 ⁵ Set national record for longest prison sentence imposed in a Medicaid fraud case (18 years, 8 months) ⁶ Largest dollar amount ordered in the 28 year history of the BMFEA ⁷ Preliminary results. Tabulations are not yet complete	Medi-Cal Fraud Criminal Filings have increased by 116% (438 vs. 944) Convictions have increased by 74% (369 vs. 643) Restitution increased by 172% (\$45.3M vs. \$123.3M) Civil recovery increased by 1,507% (\$23.6M vs. \$379.5M) Elder Abuse Criminal Filings have increased by 797% (82 vs. 736) Convictions have increased by 469% (75 vs. 427) Restitution increased by 1,369% (\$174,559 vs. \$2.5M) Civil recovery has no comparison (\$0 vs. \$6.4M) Total Monies Ordered has increased by 640% (\$69.1M vs. \$512.2M)
--	---

Total Monies Ordered		
\$51,635	FY 78/79	
\$283,593	FY 79/80	
\$423,944	FY 80/81	
\$340,815	FY 81/82	
\$497,679	FY 82/83	
\$924,723	FY 83/84	
\$772,791	FY 84/85	
\$362,430	FY 85/86	
\$620,769	FY 86/87	
\$555,053	FY 87/88	
\$558,536	FY 88/89	
\$4,319,579	FY 89/90	
\$4,086,192	FY 90/91	
\$12,591,780	FY 91/92	
\$6,315,512	FY 92/93	
\$2,974,981	FY 93/94	
\$9,353,154	FY 94/95	
\$12,307,754	FY 95/96	
\$14,647,530	FY 96/97	
\$6,894,957	FY 97/98	\$78,883,406
\$9,859,595	FY 98/99	
\$29,472,379	FY 99/00 5	
\$9,467,336	FY 00/01	
\$21,082,519	FY 01/02	
\$47,222,343	FY 02/03 3	
\$78,205,102	FY 03/04 2	
\$37,664,921	FY 04/05 4	
\$279,185,786	FY 05/06 1	\$512,159,981

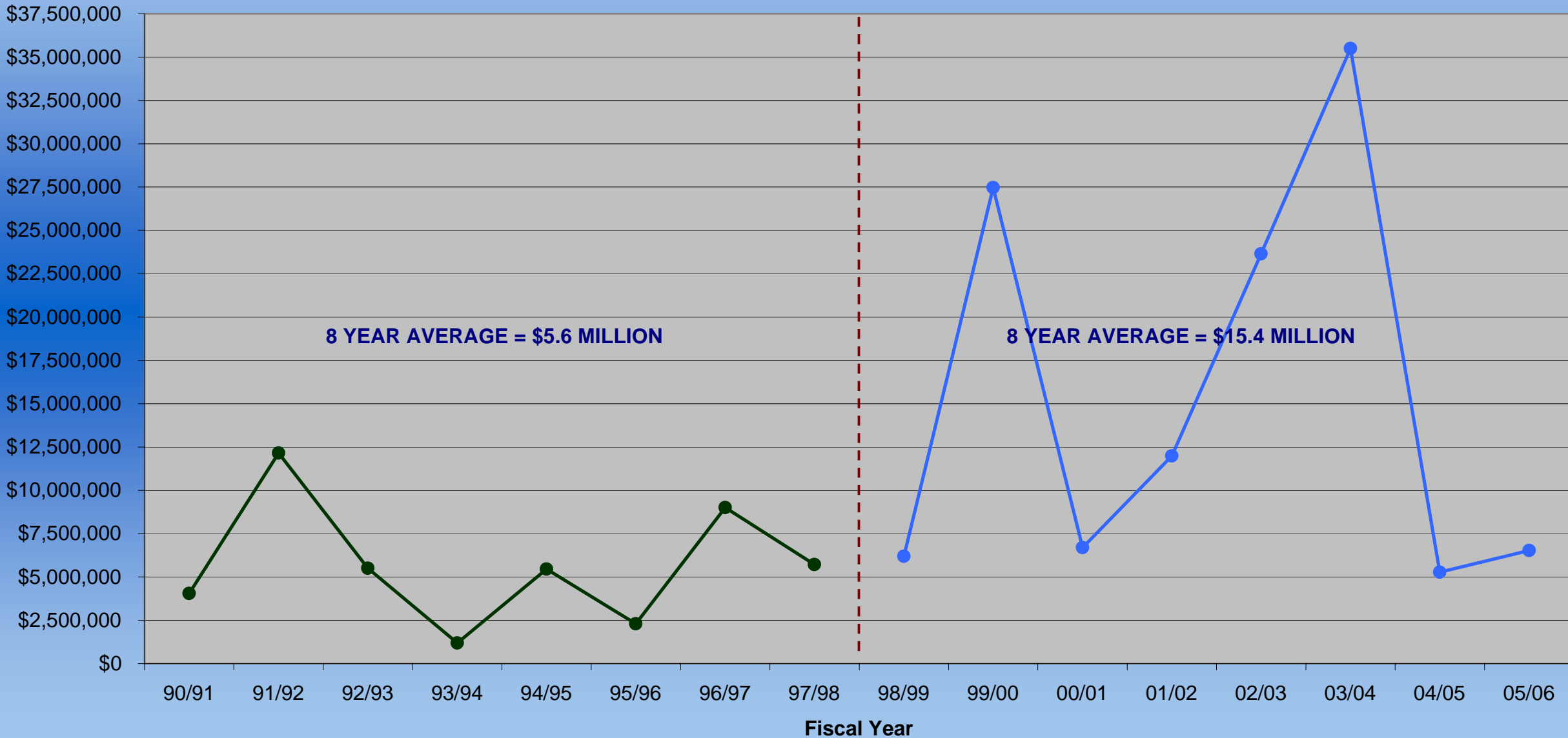
MEDI-CAL FRAUD COMPLAINTS FILED (CRIMINAL)



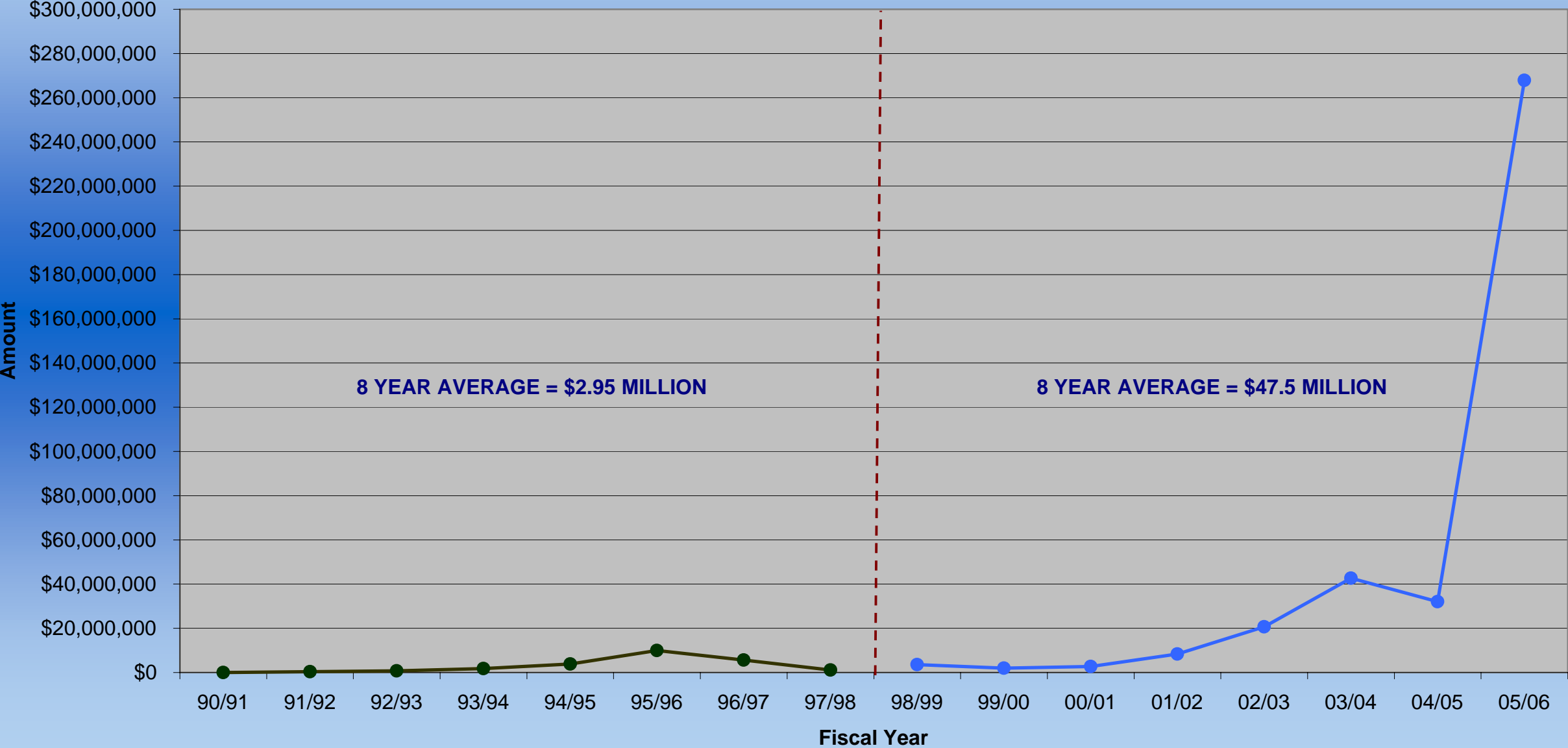
**MEDI-CAL FRAUD CONVICTIONS
(CRIMINAL)**



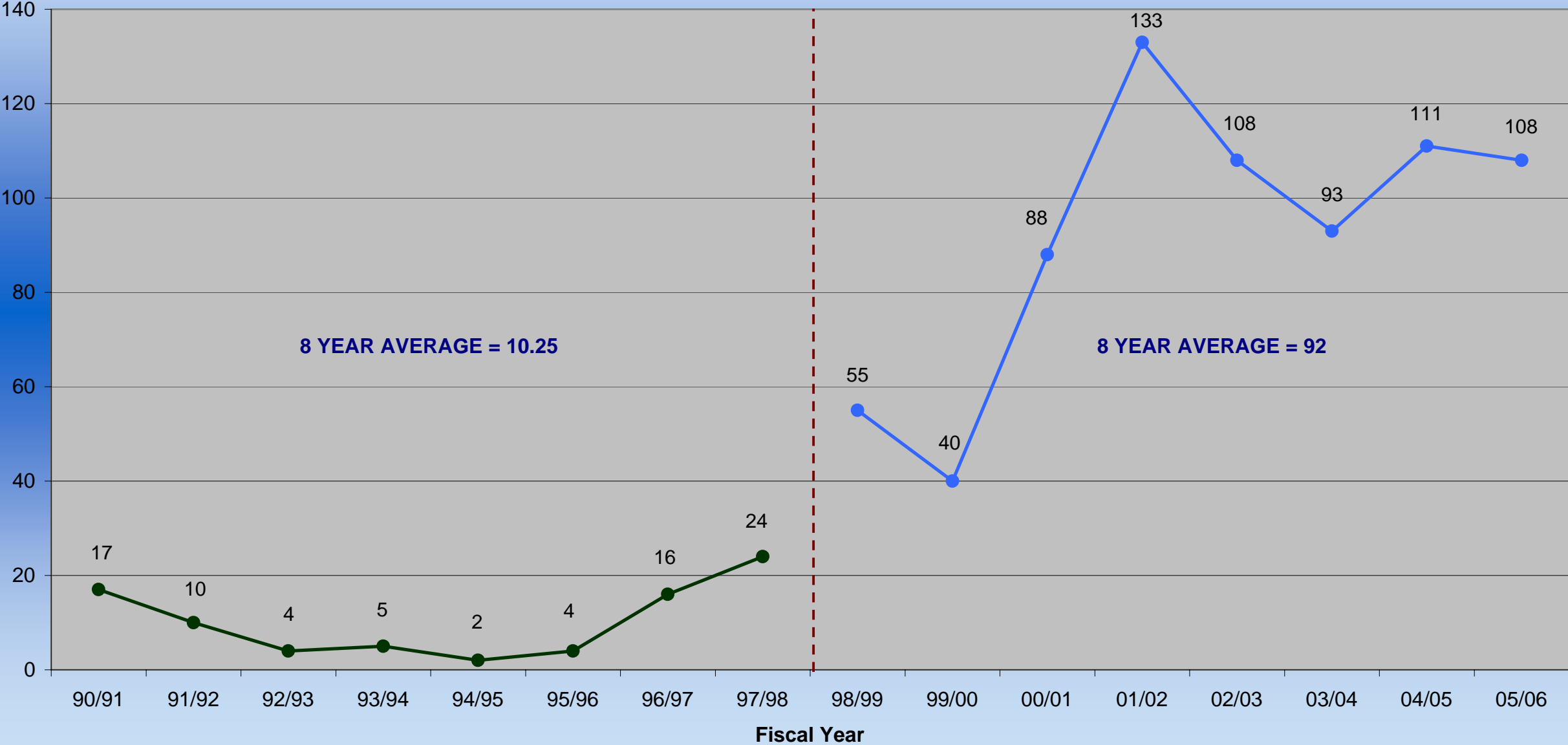
**MEDI-CAL FRAUD MONETARY ORDERS
(CRIMINAL PROSECUTIONS)**



MEDI-CAL FRAUD MONETARY ORDERS (CIVIL)



ELDER ABUSE COMPLAINTS FILED (CRIMINAL)



ELDER ABUSE CONVICTIONS (CRIMINAL)

