

1
2
3
4
5
6
7
8
9
10
11
12
13
14
15
16
17
18
19
20
21
22
23
24
25
26
27
28

Lucas Novak (SBN 257484)
LAW OFFICES OF LUCAS T. NOVAK
8335 W. Sunset Blvd., Suite 217
Los Angeles, CA 90069
Telephone: (323) 337-9015
Email: lucas.nvk@gmail.com

Attorney for Plaintiff, Elise Roskopf

Received

AUG 19 2015

Filing Window

CONFORMED COPY
ORIGINAL FILED
Superior Court of California
County of Los Angeles

NOV 03 2015

Sherri R. Carter, Executive Officer/Clerk
By Daniel Haro, Deputy

SUPERIOR COURT OF THE STATE OF CALIFORNIA
FOR THE COUNTY OF LOS ANGELES

ELISE ROSKOPF, an individual,
Plaintiff,
v.
EATON CORPORATION, a corporation,
DIXON VALVE & COUPLING COMPANY, a
corporation, AMAZON.COM, INC., a
corporation, and DOES 1 through 100, inclusive,
Defendants.

Case No. BC570028
[PROPOSED] CONSENT JUDGMENT
AS TO DIXON VALVE & COUPLING
COMPANY AND EATON AEROQUIP
LLC

1. INTRODUCTION

1.1 This Consent Judgment is entered into by Elise Roskopf ("Plaintiff") on the one hand, and Dixon Valve & Coupling Company ("Dixon") and Eaton Aeroquip, LLC ("Eaton") (Dixon and Eaton may each be individually referred to as a "Settling Defendant" and collectively as "Settling Defendants"), on the other hand, to settle certain claims asserted by Plaintiff against Settling Defendants as set forth in the operative complaint in the matter entitled *Elise Roskopf v. Eaton Corporation, et al.*, Los Angeles County Superior Court Case No. BC570028 (the "Action").

1 1.2 On July 3, 2014, and October 17, 2014, Plaintiff provided a “Notice of
2 Violation” relating to the California Safe Drinking Water and Toxic Enforcement Act of 1986
3 (“Proposition 65”) to the California Attorney General, the District Attorneys of every county in
4 California, the City Attorneys of every California city with a population greater than 750,000, and
5 to Settling Defendants regarding the presence of lead in brass plumbing fittings.

6 1.3 On January 21, 2015, Plaintiff filed the Complaint in the Action and has
7 named Settling Defendants as defendants.

8 1.4 Plaintiff alleges that Settling Defendants manufacture, distribute, and/or sell
9 Covered Products in the State of California.

10 1.5 For purposes of this Consent Judgment only, Plaintiff and Settling Defendants
11 (collectively, the “Parties” and individually, a “Party”) stipulate that this Court has jurisdiction
12 over the allegations of violations contained in the Complaint and personal jurisdiction over
13 Settling Defendants as to the acts alleged in the Complaint, that venue is proper in the County of
14 Los Angeles, and that this Court has jurisdiction to enter this Consent Judgment as a full and final
15 resolution of all claims which were or could have been raised in the Complaint based on the facts
16 alleged therein with respect to Covered Products manufactured, distributed, and/or sold by
17 Settling Defendants.

18 1.6 Plaintiff and Settling Defendants enter into this Consent Judgment as a full
19 and final settlement of all claims raised in the Complaint and arising out of the facts or conduct
20 related to Settling Defendants alleged therein. By execution of this Consent Judgment and
21 agreeing to comply with its terms, the Parties do not admit any facts or conclusions of law
22 including, but not limited to, any facts or conclusions of law suggesting or demonstrating any
23 violations of Proposition 65 or any other statutory, common law, or equitable requirements.
24 Except as expressly stated herein, nothing in this Consent Judgment is or shall be construed as an
25 admission by any Party of any fact, conclusion of law, issue of law, or violation of law, nor shall
26 compliance with the Consent Judgment constitute or be construed as an admission by any Party of
27 any fact, conclusion of law, issue of law, or violation of law. Settling Defendants each deny the
28

1 material, factual and legal allegations in Plaintiff's Complaint and expressly deny any
2 wrongdoing whatsoever. Except as expressly provided herein, nothing in this Consent Judgment
3 shall prejudice, waive, or impair any right, remedy, argument, or defense the Parties may have in
4 this or any other pending or future legal proceedings. This Consent Judgment is the product of
5 negotiation and compromise and is accepted by the Parties solely for purposes of settling,
6 compromising, and resolving issues disputed in this action.

7 **2. DEFINITIONS**

8 2.1 The term "Covered Products" means brass fittings, including brass couplings,
9 adapters, valves, and connectors. The Covered Products as they pertain to Dixon are more
10 specifically described in Exhibit A.

11 2.2 The term "Effective Date" means the date of notice of entry of this Consent
12 Judgment as a judgment of the court.

13 **3. INJUNCTIVE RELIEF**

14 3.1 **Reformulation of Covered Products.** Each Settling Defendant shall not
15 distribute or sell any Covered Product that is manufactured, imported, or sourced after the
16 Effective Date to California consumers or to any of its distributors or customers that it knows or
17 has reason to believe will sell or offer that Covered Product for sale to California consumers
18 ("California Distributor"), unless such Covered Product either (a) contains no more than 300 parts
19 per million ("ppm") of lead when analyzed pursuant to Environmental Protection Agency test
20 method 3050B or equivalent, or (b) is distributed or sold with a clear and reasonable warning as
21 described in Section 3.2.

22 3.2 **Clear and Reasonable Warnings.**

23 A Clear and Reasonable Warning under this Consent Judgment shall state:

24 WARNING: This product contains [lead,] a chemical known to the
25 State of California to cause birth defects or other reproductive harm.
26 [Do not use in connection with drinking water.]
27

1 The bracketed terms are optional. This statement shall be prominently displayed on the
2 Covered Product or on the packaging of the Covered Product with such conspicuousness, as
3 compared with other words, statements or designs as to render it likely to be read and understood
4 by an ordinary individual prior to sale.

5 A Covered Product that is sold by a Settling Defendant online and is not labeled with a
6 warning shall provide the warning message by a clearly marked hyperlink on the product display
7 page, or otherwise prominently displayed to the purchaser before the purchaser completes his or
8 her purchase of the Covered Product.

9 3.3 Within 30 days of the Effective Date, each Settling Defendant shall notify
10 each of its California Distributors by first-class mail, email, facsimile, or equivalent means, that
11 any Covered Products that are not reformulated pursuant to Section 3.1 or labeled with a
12 Proposition 65 warning pursuant to Section 3.2 may not be sold to California consumers without
13 providing a clear and reasonable warning that complies with Section 3.2. Settling Defendants
14 shall further inform California Distributors that any Covered Products sold over the internet to
15 California consumers that, in lieu of product labeling, the warning statement may be displayed by
16 a clearly marked hyperlink on the product display page, or otherwise prominently displayed to the
17 purchaser before the purchaser completes his or her purchase of the Covered Product.

18 3.4 If the Proposition 65 warning regulations in effect as of the Effective Date
19 (27 Cal. Code Regs. § 25601 et seq.) are subsequently amended to provide for different warning
20 messages and/or methods, a Settling Defendant may, at its option, provide warnings for Covered
21 Products that comply with any amended safe harbor or mandatory regulations, in lieu of the
22 provisions of Section 3.2.

23 **4. ENFORCEMENT**

24 4.1 Any Party may, after giving notice and meeting and conferring in good faith,
25 by motion or application for an order to show cause before this Court, enforce the terms and
26 conditions contained in this Consent Judgment.

27 **5. PAYMENTS**

1 5.1 **Payments From Settling Defendants.** Within ten (10) business days of the
2 Effective Date, each Settling Defendant shall pay the total sum of \$17,000.00.

3 5.2 **Allocation of Payments.** The total settlement amount for each Settling
4 Defendant shall be paid in three separate checks delivered to Law Office of Lucas T. Novak,
5 8335 W. Sunset Blvd., Suite 217, Los Angeles, CA 90069, and made payable and allocated as
6 follows:

7 5.2.1 Each Settling Defendant shall pay the sum of \$4,000.00 as a penalty
8 pursuant to Health & Safety Code § 25249.7(b), such money to be apportioned by Plaintiff in
9 accordance with Health & Safety Code § 25249.12, with 75% (\$3,000.00) paid to State of
10 California Office of Environmental Health Hazard Assessment (“OEHHA”), and the remaining
11 25% (\$1,000.00) paid to Plaintiff. Each Settling Defendant shall issue two (2) checks for the civil
12 penalty: (1) a check made payable to “Law Offices of Lucas T. Novak in Trust for OEHHA” in
13 the amount of \$3,000.00; and (2) a check made payable to “Law Offices of Lucas T. Novak in
14 Trust for Elise Roskopf” in the amount of \$1,000.00.

15 5.2.2 Each Settling Defendant shall pay the sum of \$13,000.00 as reimbursement
16 of reasonable attorneys’ fees and costs. The attorneys’ fees and cost reimbursement check shall
17 be made payable to the Law Office of Lucas T. Novak.

18 **6. MODIFICATION AND DISPUTE RESOLUTION**

19 6.1 **Modification.** This Consent Judgment may be modified from time to time by
20 express written agreement of the Parties with the approval of the Court, or by an order of this
21 Court upon motion and in accordance with law.

22 6.2 **Notice; Meet and Confer.** Any Party seeking to modify this Consent
23 Judgment shall attempt in good faith to meet and confer with the other Parties prior to filing a
24 motion to modify the Consent Judgment.

25 **7. CLAIMS COVERED AND RELEASE**

26 7.1 This Consent Judgment is a full, final, and binding resolution between
27 Plaintiff and Settling Defendants and each of Settling Defendant’s members, parents,

28

1 shareholders, divisions, subdivisions, subsidiaries, affiliated entities under common ownership
2 and control, and their successors and assigns (including without limitation in the case of Eaton
3 Aeroquip, Eaton Hydraulics LLC) (“Defendant Releasees”), and all to whom they have
4 distributed or sold, Covered Products including, but not limited to, distributors, wholesalers,
5 customers, retailers, franchisees, cooperative members, and licensees (“Downstream Defendant
6 Releasees”), arising out of any violation of Proposition 65 that have been or could have been
7 asserted in the public interest against Settling Defendants, Defendant Releasees, and Downstream
8 Defendant Releasees, regarding the failure to warn about exposure to lead arising in connection
9 with Covered Products manufactured, distributed, sold, imported or sourced by Settling
10 Defendants or Defendant Releasees prior to the Effective Date.

11 7.2 Plaintiff, for herself and acting in the public interest pursuant to Health &
12 Safety Code § 25249.7(d), releases, waives, and forever discharges any and all claims against
13 Settling Defendants, Defendant Releasees, and Downstream Defendant Releasees arising from
14 any violation of Proposition 65 that have been or could have been asserted in the public interest
15 regarding the failure to warn about exposure to lead arising in connection with Covered Products
16 manufactured, distributed, sold, imported, or sourced by Settling Defendants or Defendant
17 Releasees prior to the Effective Date.

18 7.3 Compliance with the terms of this Consent Judgment by Settling Defendants,
19 the Defendant Releasees, and their Downstream Defendant Releasees shall constitute compliance
20 with Proposition 65 by Settling Defendants, the Defendant Releasees, and their Downstream
21 Defendant Releasees with respect to any alleged failure to warn about lead in Covered Products
22 manufactured, distributed, sold, imported or sourced by Settling Defendants or Defendant
23 Releasees after the Effective Date.

24 7.4 Settling Defendants and Defendant Releasees waive all rights to institute any
25 form of legal action against Plaintiff and her past and current agents, representatives, attorneys,
26 experts and successors and assignees (each in their capacity as such) for actions or statements
27 made or undertaken in connection with the claims resolved in this Consent Judgment.

1 **8. PROVISION OF NOTICE**

2 8.1 When any Party is entitled to receive any notice under this Consent Judgment,
3 the notice shall be sent by first class and electronic mail as follows:

4 8.1.1 **Notices to Settling Defendants.** The person for Settling Defendant to
5 receive notices pursuant to this Consent Judgment shall be:

6 (a) For Dixon Valve & Coupling Company

7
8 Bob Grace
9 President
10 Dixon Valve & Coupling Company
11 800 High St
12 Chestertown, MD 21620

13 With a copy to:

14 Jeffrey B. Margulies
15 Norton Rose Fulbright US LLP
16 555 South Flower Street, 41st Floor
17 Los Angeles, CA 90071
18 jeff.margulies@nortonrosefulbright.com

19 (b) For Eaton Aeroquip LLC

20 Eaton Corporation Law Department
21 1000 Eaton Boulevard
22 Cleveland, OH 44122
23 Attention: Lisa D. Sutton and Edward H. Blakemore

24 With a copy to:

25 Sonja A. Inglin
26 BakerHostetler
27 11601 Wilshire Boulevard, Suite 1400
28 Los Angeles, CA 90025-0509
singlin@bakerlaw.com

8.1.2 **Notices to Plaintiff.** The person for Plaintiff to receive notices pursuant to
this Consent Judgment shall be:

Lucas T Novak, Esq.
Law Offices of Lucas T. Novak
8335 W. Sunset Blvd., Suite 217
Los Angeles, CA 90069
Lucas.nvk@gmail.com

1 8.2 Any Party may modify the person and address to whom the notice is to be sent
2 by sending the other Party notice by first class and electronic mail.

3 **9. COURT APPROVAL**

4 9.1 This Consent Judgment shall become effective on the Effective Date, provided
5 however, that Plaintiff shall prepare and file a Motion for Approval of this Consent Judgment and
6 Settling Defendants shall support approval of such Motion.

7 9.2 If this Consent Judgment is not entered by the Court, it shall be of no force or
8 effect and shall not be introduced into evidence or otherwise used in any proceeding for any
9 purpose.

10 **10. GOVERNING LAW AND CONSTRUCTION**

11 10.1 The terms of this Consent Judgment shall be governed by the laws of the State
12 of California.

13 **11. ENTIRE AGREEMENT**

14 11.1 This Consent Judgment contains the sole and entire agreement and
15 understanding of the Parties with respect to the entire subject matter hereof, and any and all prior
16 discussions, negotiations, commitments, or understandings related thereto, if any, are hereby
17 merged herein and therein. There are no warranties, representations, or other agreements between
18 the Parties except as expressly set forth herein. No representations, oral or otherwise, express or
19 implied, other than those specifically referred to in this Consent Judgment have been made by any
20 Party hereto. No other agreements not specifically contained or referenced herein, oral or
21 otherwise, shall be deemed to exist or to bind any of the Parties hereto. Any agreements
22 specifically contained or referenced herein, oral or otherwise, shall be deemed to exist or to bind
23 any of the Parties hereto only to the extent that they are expressly incorporated herein. No waiver
24 of any of the provisions of this Consent Judgment shall be deemed or shall constitute a waiver of
25 any of the other provisions hereof whether or not similar, nor shall such waiver constitute a
26 continuing waiver.

1 **12. RETENTION OF JURISDICTION**

2 12.1 This Court shall retain jurisdiction of this matter to implement or modify the
3 Consent Judgment.

4 **13. AUTHORITY TO STIPULATE TO CONSENT JUDGMENT**


5 13.1 Each signatory to this Consent Judgment certifies that he or she is fully
6 authorized by the Party he or she represents to stipulate to this Consent Judgment and to enter into
7 and execute the Consent Judgment on behalf of the Party represented and legally to bind that
8 Party.

9 **14. EXECUTION IN COUNTERPARTS**

10 14.1 The stipulations to this Consent Judgment may be executed in counterparts
11 and by means of facsimile, which taken together shall be deemed to constitute one document.

12

13 **IT IS SO STIPULATED:**

14 Dated: _____, 2015 15 16 17	ELISE ROSKOPF _____
18 Dated: <u>7/27/15</u> , 2015 19 20 21 22 23 24 25 26	DIXON VALVE & COUPLING COMPANY  _____ Robert S Grace Printed Name President Title

27

28

1
2
3
4
5
6
7
8
9
10
11
12
13
14
15
16
17
18
19
20
21
22
23
24
25
26
27
28

Dated: _____, 2015	EATON AEROQUIP LLC _____ _____ Printed Name _____ Title
--------------------	---


**IT IS SO ORDERED, ADJUDGED,
AND DECREED**

Dated: _____
JUDGE OF THE SUPERIOR COURT OF THE
STATE OF CALIFORNIA

1
2
3
4
5
6
7
8
9
10
11
12
13
14
15
16
17
18
19
20
21
22
23
24
25
26
27
28

Dated: July 31, 2015

EATON AEROQUIP LLC



Lisa D. Sutton

Printed Name

Vice-President and Chief Counsel,
Environment, Health and Safety

Title

**IT IS SO ORDERED, ADJUDGED,
AND DECREED**

Dated: _____
JUDGE OF THE SUPERIOR COURT OF THE
STATE OF CALIFORNIA

1
2
3
4
5
6
7
8
9
10
11
12
13
14
15
16
17
18
19
20
21
22
23
24
25
26
27
28

12. RETENTION OF JURISDICTION

12.1 This Court shall retain jurisdiction of this matter to implement or modify the Consent Judgment.

13. AUTHORITY TO STIPULATE TO CONSENT JUDGMENT

13.1 Each signatory to this Consent Judgment certifies that he or she is fully authorized by the Party he or she represents to stipulate to this Consent Judgment and to enter into and execute the Consent Judgment on behalf of the Party represented and legally to bind that Party.

14. EXECUTION IN COUNTERPARTS

14.1 The stipulations to this Consent Judgment may be executed in counterparts and by means of facsimile, which taken together shall be deemed to constitute one document.


IT IS SO STIPULATED:

Dated: <u>August 3rd</u> , 2015	<p>ELISE ROSKOPF</p> <p><u>Elise Roskopf</u></p>
Dated: _____, 2015	<p>DIXON VALVE & COUPLING COMPANY</p> <p>_____</p> <p>Printed Name _____</p> <p>Title _____</p>

1
2
3
4
5
6
7
8
9
10
11
12
13
14
15
16
17
18
19
20
21
22
23
24
25
26
27
28

Dated: July 31, 2015

EATON AEROQUIP LLC




Lisa D. Sutton
Printed Name

Vice-President and Chief Counsel,
Environment, Health and Safety
Title

**IT IS SO ORDERED, ADJUDGED,
AND DECREED**

Dated:

8/3/15



JUDGE OF THE SUPERIOR COURT OF THE
STATE OF CALIFORNIA

EXHIBIT A

partnumber	itemdescription1	itemdescription2
001-0055	1/8"-27 Brass Male NPT, Drilled and	Chamfered Base for Whip Hose
0010055C	1/8"-27 Brass Male NPT, Drilled and	Chamfered Base for Whip Hose
0010535C	3/4" Shank x 3/4" NPSM Thread,	Brass Short Shank Male
0010568C	3/4" Male, Brass Long Shank,	NPSM
0010700C	LOK-ON NPTF M H B 1/4" X 1/8" W/ BC	NON-CATALOG FITTING - Lawson
0010701C	LOK-ON NPTF MHB 1/4"X1/4 W/ BC	NON-CATALOG FITTING - Lawson
0010702C	LOK-ON NPTF MHB 3/8" X 1/4" w/ BC	NON-CATALOG FITTING - Lawson
0010703C	LOK-ON NPTF MHB 3/8" X 3/8 w/ BC	NON-CATALOG FITTING - Lawson
0010704C	LOK-ON NPTF MHB 1/2" X 3/8" W/ BC	NON-CATALOG FITTING for LAWSON
0010705C	LOK-ON NPTF M HB 1/2" X 1/2" W/ BC	NON-CATALOG FITTING For Lawson
0010706C	LOK-ON NPTF MHB 5/8" X 1/2" W/ BC	NON-CATALOG FITTING for Lawson
0010707C	LOK-ON NPTF MHB 3/4" X 3/4" W/ BC	NON-CATALOG FITTING for Lawson
0010708C	LOK-ON SAE M HB 1/4" X 7/16" W/ BC	SPECIAL FOR LAWSON
0010709C	LOK-ON SAE M HB 1/4" X 1/2" W/ BC	SPECIAL FOR LAWSON
0010710C	LOK-ON SAE M HB 3/8" X 5/8 W/ BC	SPECIAL FOR LAWSON
0010711C	LOK-ON SAE F SWL B 3/8 X 3/8 W/ BC	SPECIAL FOR LAWSON
0010712C	LOKON SAE/JIC F SW 1/4 X 7/16-20 BC	SPECIAL FOR LAWSON
0010713C	LOKON SAE/JIC F SWL 1/4 X 1/2-20 BC	SPECIAL FOR LAWSON
0010715C	LOKON SAE/JIC FEM S 1/2 X 3/4-16 BC	SPECIAL FOR LAWSON
0010716C	LOKON JIC F SWV 3/8 X 9/16-18 BC	SPECIAL FOR LAWSON
0010717C	LOKON SAE INV.FL.M SW 1/4 x 3/8-24	W/ BRASS CAP - LAWSON SPECIAL
0010718C	LOKON SAE INV.FL.M SWV 1/4X 7/16-24	W/ BRASS CAP LAWSON SPECIAL
0010719C	LOKON SAE INV.FL.M SWV 1/4X 1/2-20	W/ BRASS CAP LAWSON SPECIAL
0010720C	LOKON SAE INV.FL.M SWV 3/8X 5/8-18	W/ BRASS CAP LAWSON SPECIAL
0010721C	LOKON SAE INV.FL. FEM 1/4" X 3/8-24	W/ BRASS CAP LAWSON SPECIAL
0010722C	LOKON SAE INV.FL. FEM 1/4 X7/16-24	W/ BRASS CAP LAWSON SPECIAL
0010723C	LOKON SAE INV.FL. FEM 1/4 X1/2-20	W/ BRASS CAP LAWSON SPECIAL
0010816C	1/2" Shank x 3/4" NPSM Thread,	Brass Short Shank Male
0010854C	1/2" x 3/4" Male, Brass Long Shank	NPSM
0010860C	1/8"-27 Female NPT Grease Hose	Coupling, Brass
0011014C	1/2" Male, Brass Long Shank, NPSM	
0011082C	90 DEGREE UNION ELBOW 3/4" X 3/4"	3021212C WITH "D" STAMP
0020730	3/8" BRASS CAP for Lok-on	
0020732	5/8" Brass Cap	
0020733	3/4 Brass Cap for Lok-on	
01010410	MALE CONNECTOR	
0101041039	MALE CONNECTOR	
01010419	Male Connector	
01010455	MALE CONNECTOR	
01010456	MALE CONNECTOR	
01010510	MALE CONNECTOR	
01010556	Male Connector	
01010560	MALE CONNECTOR	
01010610	MALE CONNECTOR	
0101061039	MALE STUD CPLG	
01010613	MALE CONNECTOR	
0101061339	MALE STUD COUPLING	
01010660	6MM X M10X1 MALE CONNECTOR BRASS	PARALLEL METRIC THREAD
01010662	MALE CONNECTOR	
01010810	MALE CONNECTOR	
0101081039	MALE STUD COUPLING	
01010813	MALE CONNECTOR	
0101081339	MALE STUD CPLG	
01010817	MALE CONNECTOR	
01010865	MALE CONNECTOR	
01010866	MALE CONNECTOR	
01010868	MALE CONNECTOR	
01011013	Male Connector	
0101101339	MALE STUD CPLG	
01011017	MALE CONNECTOR	
0101101739	MALE STUD CPLG	
01011070	MALE CONNECTOR	
01011071	MALE CONNECTOR	
01011074	MALE CONNECTOR	
01011075	MALE CONNECTOR	
01011213	MALE CONNECTOR	
0101121339	MALE STUD CPLG	
01011217	MALE CONNECTOR	
0101121739	MALE STUD COUPLING	
01011221	MALE CONNECTOR	
0101122139	MALE STUD COUPLING	
01011275	Male Connector	
01011278	MALE CONNECTOR	
01011417	MALE CONNECTOR	
0101141739	MALE STUD COUPLING	
01011421	MALE CONNECTOR	
0101142139	Legris Fitting	
01011478	Legris Fitting	
01011578	MALE CONNECTOR	
01011617	MALE CONNECTOR	
01011821	MALE CONNECTOR	
01011882	MALE CONNECTOR	
01012234	MALE CONNECTOR	
01020400	EQUAL ELBOW	
01020500	EQUAL ELBOW	
01020600	EQUAL ELBOW	
01020800	EQUAL ELBOW	
01021000	Legris Fitting	
01021200	ELBOW UNION 12MM OD X 12MM OD	
01021400	14MM OD X 14MM OD BRASS ELBOW	UNION COMPRESSION FITTING
01021600	Legris Fitting	
01021800	Legris Fitting	
01022000	Legris Fitting	
01022800	EQUAL ELBOW	
01030410	MALE RUN TEE	
01030610	MALE RUN TEE	

01030613	MALE RUN TEE
01030810	MALE RUN TEE
01030813	MALE RUN TEE
01031013	Legris Fitting
01031017	Legris Fitting
01031213	Legris Fitting
01031217	MALE RUN TEE
01040400	EQUAL TEE
01040500	Equal Tee
01040600	Equal Tee
01040800	EQUAL TEE
01041000	EQUAL TEE 10MM
01041200	Legris Fitting
01041400	Legris Fitting
01041500	Legris Fitting
01041600	Legris Fitting
01041800	Legris Fitting
01042200	EQUAL TEE
01050410	MALE CONNECTOR
01050510	MALE CONNECTOR
01050513	MALE CONNECTOR
01050610	MALE CONNECTOR
01050611	MALE CONNECTOR
01050613	Male Connector
01050614	Male Connector
01050617	MALE CONNECTOR
01050810	MALE CONNECTOR
01050811	MALE CONNECTOR
01050813	MALE CONNECTOR
01050814	MALE CONNECTOR
01050817	MALE CONNECTOR
01051010	MALE CONNECTOR
01051013	Male Connector
01051014	10MM HOSE X1/4 NPTF MALE CONNECTOR
01051017	MALE CONNECTOR
01051018	MALE CONNECTOR
01051021	MALE CONNECTOR
01051022	MALE CONNECTOR 10MM OD X 1/2"NPT
01051213	MALE CONNECTOR
01051217	MALE CONNECTOR
01051221	MALE CONNECTOR
01051413	MALE CONNECTOR
01051417	MALE CONNECTOR
01051421	MALE CONNECTOR
01051517	MALE CONNECTOR
01051521	MALE CONNECTOR
01051613	MALE CONNECTOR
01051617	MALE CONNECTOR
01051621	Legris Fitting
01051821	Legris Fitting
01051827	MALE CONNECTOR
01052227	MALE CONNECTOR
01052534	Legris Fitting
01070600	Legris Fitting
01070800	Legris Fitting
01071200	Legris Fitting
01080410	MALE BRANCH TEE
01080610	MALE BRANCH TEE
01080613	MALE BRANCH TEE
01080810	MALE BRANCH TEE
01080813	MALE BRANCH TEE
01080817	Legris Fitting
01081013	Legris Fitting
01081017	Legris Fitting
01081217	Legris Fitting
01081421	Legris Fitting
01081617	MALE BRANCH TEE
01081621	MALE BRANCH TEE
01090410	Male Elbow
01090413	MALE ELBOW
01090510	Male Elbow
01090513	Male Elbow
01090610	MALE ELBOW
01090611	MALE ELBOW 6MMX1/8"NPT
01090613	MALE ELBOW
01090614	MALE ELBOW
01090810	Male Elbow
01090811	MALE ELBOW
01090813	MALE ELBOW
01090814	MALE ELBOW
01090817	MALE ELBOW
01091013	MALE ELBOW
01091014	Legris Fitting
01091017	MALE ELBOW
01091021	MALE ELBOW 10MM OD X 1/2"BSPT
01091213	MALE ELBOW
01091217	12MM 3/8" BPST 90 DEG BRASS ELBOW
01091221	Legris Fitting
01091417	Legris Fitting
01091421	Legris Fitting
01091517	Legris Fitting
01091617	MALE ELBOW
01091621	Legris Fitting
01091827	Legris Fitting
01092021	Legris Fitting
01092534	MALE ELBOW
01100400	BRASS NUT

0110040040	4MM OD X M8X1 PASSIVATED STEEL NUT
0110040060	BRASS NUT
0110040070	PLASTIC NUT SLEEVE
01100500	BRASS NUT
01100600	6MM OD BRASS NUT
0110060040	Legris Fitting
0110060060	BRASS NUT
0110060070	PLASTIC NUT SLEEVE
01100800	BRASS NUT
0110080040	PASSIVATED STEEL NUT
0110080060	BRASS NUT
0110080070	PLASTIC NUT SLEEVE
01101000	BRASS NUT
0110100040	PASSIVATED STEEL NUT
0110100070	PLASTIC NUT SLEEVE
01101200	Legris Fitting
0110120060	BRASS NUT
01101400	BRASS NUT
0110140060	BRASS NUT
01101500	BRASS NUT
01101600	BRASS NUT
0110160040	PASSIVATED STEEL NUT
01101800	Brass Nut
0110180060	BRASS NUT
01102000	BRASS NUT
0110200060	Brass Nut
01102200	BRASS NUT
0110250040	PASSIVATED STEEL NUT
0110250060	BRASS NUT
01110400	BRASS SLEEVE
01110400-25	01110400 IN BAGS OF 25 FOR AMAZON
01110500	BRASS SLEEVE
01110600	BRASS SLEEVE
01110800	BRASS SLEEVE
01111000	BRASS SLEEVE
01111200	BRASS SLEEVE
01111400	BRASS SLEEVE
01111600	BRASS SLEEVE
01120400	Male Nut for Std Sleeve
01120500	MALE SLEEVE NUT
01120600	Male Nut for Std Sleeve
01120800	MALE NUT FOR STD SLEEVE
01121000	MALE NUT FOR STD SLEEVE
01121200	MALE NUT FOR STD SLEEVE
01121400	MALE NUT FOR STD SLEEVE
01130400	Legris Fitting
01130800	UNION CONN W/MTG HOLE
01131000	Legris Fitting
01131200	Legris Fitting
01140410	FEMALE CONNECTOR
01140413	FEMALE CONNECTOR
01140610	FEMALE CONNECTOR
01140613	FEMALE CONNECTOR
01140617	FEMALE CONNECTOR
01140810	FEMALE CONNECTOR
01140813	FEMALE CONNECTOR
01140817	FEMALE CONNECTOR
01141017	FEMALE CONNECTOR
01141021	FEMALE CONNECTOR
01141213	FEMALE CONNECTOR
01141217	FEMALE CONNECTOR
01141221	FEMALE CONNECTOR
01141621	FEMALE CONNECTOR
01160400	BULKHEAD UNION
01160600	BULKHEAD UNION
01160800	BULKHEAD UNION
01161000	BULKHEAD UNION
01161200	BULKHEAD UNION 12MM OD X 12MM OD
01161400	Legris Fitting
01161500	BULKHEAD UNION
01180410	SINGLE BANJO-BRASS COMP
01180513	Legris Fitting
01180610	SINGLE BANJO-BRASS COMP
0118061039	SINGLE BANJO BRASS COMP
01180613	SINGLE BANJO-BRASS COMP
01180810	SINGLE BANJO-BRASS COMP
0118081039	SINGLE BANJO BRASS COMP
01180813	SINGLE BANJO-BRASS COMP
0118081339	SINGLE BANJO-BRASS COMP
01181013	Legris Fitting
0118101339	Legris Fitting
01181017	Single Banjo Brass Comp
01181213	Legris Fitting
01181217	Legris Fitting
0118141739	Legris Fitting
01181421	Legris Fitting
01181517	Legris Fitting
0118152139	Legris Fitting
01181621	Legris Fitting
01190613	Legris Fitting
01190810	Legris Fitting
0119222739	DOUBLE BANJO-BRASS COMP
01200410	STRAIGHT STEM ADAPTER
01200610	STRAIGHT STEM ADAPTER
01200613	STRAIGHT STEM ADAPTER
01200810	STRAIGHT STEM ADAPTER
01200813	STRAIGHT STEM ADAPTER

01200817	STRAIGHT STEM ADAPTER	
01220604	BARBED ADAPTER-RBR HOSE	
01220607	BARBED ADAPTER-RBR HOSE	
01220806	BARBED ADAPTER-RBR HOSE	
01220807	BARBED ADAPTER - RBR HOSE	
01220810	BARBED ADAPTER-RBR HOSE	
01221007	BARBED ADAPTER-RBR HOSE	
01221010	BARBED ADAPTER-RBR HOSE	
01221210	BARBED ADAPTER-RBR HOSE	
01221213	BARBED ADAPTER-RBR HOSE	
01221413	BARBED ADAPTER-RBR HOSE	
01221516	BARBED ADAPTER-RBR HOSE	
01221613	BARBED ADAPTER-RBR HOSE	
01222016	BARBED ADAPTER	
01222219	BARBED ADAPTER-RBR HOSE	
01240400	BRASS SLEEVE	
0124040040	PASSIVATED STEEL SLEEVE	
01240500	BRASS SLEEVE	
0124050040	PASSIVATED STEEL SLEEVE	
01240600	6MM BRASS SLEEVE	
0124060040	PASSIVATED STEEL SLEEVE	
01240800	BRASS SLEEVE	
0124080040	PASSIVATED STEEL SLEEVE	
01241000	BRASS SLEEVE	
0124100040	Legris Fitting	
01241200	BRASS SLEEVE	
0124120040	Legris Fitting	
01241400	BRASS SLEEVE	
0124140040	PASSIVATED STEEL SLEEVE	
01241500	BRASS SLEEVE	
0124150040	PASSIVATED STEEL SLEEVE	
01241600	BRASS SLEEVE	
0124160040	PASSIVATED STEEL SLEEVE	
01241800	BRASS SLEEVE	
0124180040	PASSIVATED STEEL SLEEVE	
01242000	BRASS SLEEVE	
01242200	BRASS SLEEVE	
0124250040	PASSIVATED STEEL SLEEVE	
01242800	BRASS SLEEVE	
01250400	METRIC PARALLEL TUBE END PLUG	
01250600	METRIC PARALLEL TUBE END PLUG	
01251000	METRIC PARALLEL TUBE END PLUG	
01251400	METRIC PARALLEL TUBE END PLUG	
01260400	BRASS PLUG	
01260600	BRASS PLUG	
01260800	BRASS PLUG	
01261200	BRASS PLUG	
01270400	TUBE SUPPORT PLASTIC TUBE	
01270427	TUBE SUPPORT-PLSTC TUBE	
01270500	TUBE SUPPORT-PLSTC TUBE	
01270503	TUBE SUPPORT-PLSTC TUBE	
01270600	TUBE SUPPORT PLASTIC TUBE	
01270800	8MM OD X 6MM ID BRASS TUBE	SUPPORT FOR PLASTIC TUBE
01270855	PLASTIC TUBE SUPPORT	
01271000	TUBE SUPPORT PLASTIC TUBE	
01271007	TUBE SUPPORT-PLSTC TUBE	
01271075	Legris Fitting	
01271200	Legris Fitting	
01271208	Legris Fitting	
01271209	12MM OD X 9MM ID TUBE SUPPORT	PLASTIC TUBE
01271400	Legris Fitting	
01271411	Legris Fitting	
01271512	TUBE SUPPORT-PLSTC TUBE	
01271613	TUBE SUPPORT-PLSTC TUBE	
01271814	TUBE SUPPORT-PLSTC TUBE	
01272015	TUBE SUPPORT-PLSTC TUBE	
01272216	TUBE SUPPORT-PLSTC TUBE	
04890714	Legris Fitting	
04891018	Legris Fitting	
04891322	Legris Fitting	
04891828	Legris Fitting	
04892335	Legris Fitting	
04990714	Legris Fitting	
04991018	3/8" Double Female Lockable Vented	Ball Valve NPT Nickel Plated Brass
04991322	BALL VLV DB FM LOK VNT	
04991828	Legris Fitting	
04992335	Legris Fitting	
06100011	THREADED SILENCER	
06100014	THREADED SILENCER	
06100018	THREADED SILENCER	
06100022	THREADED SILENCER	
06110011	THREADED SILENCER	
06110014	FITTING	
06110018	3/8" THREADED SILENCER	POLYETHYLENE BODY PLASTIC THRD
06110022	THREADED SILENCER	
06-175-00212	QUARTER TURN SIAMESE - DOMESTIC	
06526614	VERSATILE BLOW GUN	
06536614	ENERGY SAVING BTM BLOWGUN	
06590014	FIXED ANGLD NZZL BLOWGUN	
06600411	1/8"NPT DOUBLE FEMALE SLIDE VALVE	
06600714	DBL FEMALE SLIDE VALVE	
06601018	DBL FEMALE SLIDE VALVE	
06601422	Legris Fitting	
06610411	MALE/FEMALE SLIDE VALVE	
06610714	Pneumatic Slide Valve	
06611018	MALE/FEMALE SLIDE VALVE	
06611422	1/2" SLIDE VALVE	

06690410	legris sleeve valve 1/8 bspp	
06690713	DBL FEMALE SLIDE VALVE	
06691017	DBL FEMALE SLIDE VALVE	
06691421	Legris Fitting	
06700010	THREADED SILENCER	
06700013	1/4" bspp threaded silencer	**sold in boxes of 10pcs***
06700017	THREADED SILENCER	
06700021	Legris Fitting	
06700027	Legris Fitting	
06700034	Legris Fitting	
06710400	PLUG-IN SILENCER	
06710600	PLUG IN SILENCER	
06710800	Legris Fitting	
06711000	PLUG IN SILENCER 10 MM OD	
06711200	Legris Fitting	
06720013	FLOW CONTROL SILENCER	
06730013	THREADED SILENCER	
06730019	THREADED SILENCER	
06730020	THREADED SILENCER	
06740010	THREADED SILENCER	
06740013	THREADED SILENCER	
06740017	THREADED SILENCER	
06740019	THREADED SILENCER	
06740021	THREADED SILENCER	
06740027	THREADED SILENCER	
06740034	Legris Fitting	
06760010	FLOW CONTROL SILENCER	
06760013	FLOW CONTROL SILENCER	
06820010	THREADED SILENCER MALE	
06820013	THREADED SILENCER MALE	
06820017	THREADED SILENCER MALE	
06820021	Legris Fitting	
06820027	Legris Fitting	
06820034	Legris Fitting	
06830011	THREADED SILENCER MALE	
06830014	THREADED SILENCER MALE	
06830018	THREADED SILENCER MALE	
06830022	Legris Fitting	
06900100	STANDARD NOZZLE	
06900200	SAFETY NOZZLE	
06900300	STRAIGHT LONG NOZZLE	
06900400	STRAIGHT NOZZLE (SHORT)	
06900500	ANGLED NOZZLE (LONG)	
06900600	ANGLED NOZZLE (SHORT)	
06900700	SAFETY NOZZLE FOR TUBE	
07-100-20003	2-1/2" FNST X (2) 1-1/2" MNST RL	SIAM VALVE BRASS
09010019	M5 X M5 MALE STRAIGHT ADAPTER	NICKEL PLATED BRASS
09-115-00234	1.5" FNPSH SWIV X 1.5" FNPSH RIGID	ROCKER LUG, CAST BRASS
09-130-01850	2.5" F (3.12 X 6) DBL CUT X 1.5"	MNPSH P/L BRASS
09-318-00001	Brass Shore Connection, Shore Side	7" OD, Brass Flange w/ 4-3/4" Holes
09-319-00001	Brass Shore Connection, Ship Side	7" OD, Brass Flange w/ 4-3/4" Holes
100-A-BR	1" Brass Male Adapter x Female NPT	
100ABRB	1" CAM & GROOVE TYPE A BRASS BSP	G100-A-BRBSB
100-B-BR	1" Brass Female Coupler x MNPT	
100-C-BR	1" Brass Fem Cplr x Hose Shank	
100-D-BR	1" Brass Female Coupler x FNPT	
100DBRB	1" CAM & GROOVE TYPE D BRASS BSP	G100-D-BRBSB
100-DC-BR	1" Brass Dust Cap	
100-DP-BR	1" Brass Dust Plug	
100-E-BR	1" Brass Male Adapter x Hose	Shank
100-F-BR	1" Brass Male Adapter x Male NPT	
1020202C	1/8" Hose ID x 1/8" NPTF, Brass	Male Insert - 100
1020204C	1/8" Hose ID x 1/4" NPTF, Brass,	Male Insert - 100
1020302C	3/16" Hose ID x 1/8" NPTF, Brass,	Male Insert - 100
1020302CLF	NPT MHB 3/8" X 1/8"	LEAD FREE
1020304C	3/16" Hose ID x 1/4" NPTF, Brass,	Male Insert - 100
1020402BSPP	1/4" Hose ID x 1/8" BSPP Brass	Male Insert - Special
1020402BSPT	1/4" Hose ID x 1/8" BSPT, Brass,	Male Insert - 100
1020402C	1/4" Hose ID x 1/8" NPTF, Brass,	Male Insert - 100
1020402CLF	NPT MHB 1/4" X 1/8"	LEAD FREE <= 0.25% Pb
1020404BSPP	1/4" HOSE ID X 1/4" BSPP BRASS	MALE INSERT - SPECIAL
1020404BSPT	1/4" Hose ID x 1/4" BSPT, Brass,	Male Insert - 100
1020404C	1/4" Hose ID x 1/4" NPTF, Brass,	Male Insert - 100
1020404CLF	NPT MHB 1/4" X 1/4"	LEAD FREE
1020406C	1/4" Hose ID x 3/8" NPTF, Brass,	Male insert - 100
1020408C	1/4" Hose ID x 1/2" NPTF, Brass,	Male Insert - 50
1020502C	5/16" Hose ID x 1/8" NPTF, Brass,	Male Insert - 100
1020502CLF	NPT MHB 5/16" X 1/8"	LEAD FREE <= 0.25% Pb
1020504C	5/16" Hose ID x 1/4" NPTF, Brass,	Male Insert - 100
1020504CLF	NPT MHB 5/16" X 1/4"	LEAD FREE <= 0.25% Pb
1020506C	5/16" Hose ID x 3/8" NPTF, Brass,	Male Insert - 50
1020602C	3/8" Hose ID x 1/8" NPTF, Brass,	Male Insert - 100
1020602CLF	NPT MHB 3/8" X 1/8"	LEAD FREE <= 0.25% Pb
1020604BSPT	3/8" Hose ID x 1/4" BSPT, Brass,	Male insert - 100
1020604C	3/8" Hose ID x 1/4" NPTF, Brass,	Male Insert - 100
1020604CLF	NPT MHB 3/8" X 1/4"	LEAD FREE
1020606BSPT	3/8" Hose ID x 3/8" BSPT, Brass,	Male Insert - 50
1020606C	3/8" Hose ID x 3/8" NPTF, Brass,	Male Insert - 50
1020606CLF	NPT MHB 3/8" X 3/8"	LEAD FREE
1020608BSPT	3/8" Hose ID x 1/2" BSPT, Brass,	Male Insert - 25
1020608C	3/8" Hose ID x 1/2" NPTF, Brass,	Male Insert - 25
1020608CLF	NPT MHB 3/8" X 1/2"	LEAD FREE <= 0.25% Pb
1020612C	3/8" Hose ID x 3/4" NPTF, Brass,	Male Insert - 25
1020804C	1/2" Hose ID x 1/4" NPTF, Brass,	Male insert - 50
1020804CLF	NPT MHB 1/2" X 1/4"	LEAD FREE
1020806BSPT	1/2" Hose ID x 3/8" BSPT, Brass,	Male Insert - 50
1020806C	1/2" Hose ID x 3/8" NPTF, Brass,	Male Insert - 50

1020806CLF	NPT MHB 1/2" X 3/8"	LEAD FREE
1020808BSPT	1/2" Hose ID x 1/2" BSPT, Brass,	Male Insert - 50
1020808C	1/2" Hose ID x 1/2" NPTF, Brass,	Male Insert - 50
1020808CLF	NPT MHB 1/2" X 1/2"	LEAD FREE
1020812C	1/2" Hose ID x 3/4" NPTF, Brass,	Male Insert - 25
1021006C	5/8" Hose ID x 3/8" NPTF, Brass,	Male Insert - 50
1021008C	5/8" Hose ID x 1/2" NPTF, Brass,	Male Insert - 25
1021008CLF	NPT MHB 5/8" X 1/2"	LEAD FREE <= 0.25% Pb
1021012C	5/8" Hose ID x 3/4" NPTF, Brass,	Male Insert - 50
1021208C	3/4" Hose ID x 1/2" NPTF, Brass,	Male Insert - 50
1021208CLF	NPT MHB 3/4" X 1/2"	LEAD FREE <= 0.25% Pb
1021212BSPT	BSPT MHB 3/4 X 3/4"	use BN66BSPT
1021212C	3/4" Hose ID x 3/4" NPTF, Brass,	Male Insert - 25
1021212CLF	NPT MHB 3/4" X 3/4"	LEAD FREE
1021612C	1" Hose ID x 3/4" NPTF, Brass,	Male Insert - 25
1021616BSPT	1" Hose ID x 1" BSPT, Brass,	Male Insert - 10
1021616C	1" Hose ID x 1" NPTF, Brass,	Male Insert - 10
1021616TBSPT	BSPT MHB 1 x 1	
1022012C	1-1/4" Hose ID x 3/4" NPTF, Brass,	Male Insert - 10
1022016C	1-1/4" Hose ID x 1" NPTF, Brass,	Male Insert - 10
1025P0403	Legris Tubing	
1025P100475	Legris Tubing	
1025U1205	Legris Tubing	
1030402C	1/4" Hose ID x 1/8" Male NPTF Swiv,	x Hose Barb, Brass
1030404C	1/4" Hose ID x 1/4" Male NPTF Swiv,	x Hose Barb, Brass
1030604C	3/8" Hose ID x 1/4" Male NPTF Swiv,	x Hose Barb, Brass
1030606C	3/8" Hose ID x 3/8" Male NPTF Swiv,	x Hose Barb, Brass
1030806C	1/2" Hose ID x 3/8" Male NPTF Swiv,	x Hose Barb, Brass
1030806S	1/2" x 3/8" Male Swivel Stem	
103-0808	1/2" Hose ID x 1/2" Male NPTF Swiv	Brass
1030808C	1/2" Hose ID x 1/2" Male NPTF Swiv,	x Hose Barb, Brass
103-1212	3/4" Hose ID x 3/4" Male NPTF Swiv	x Hose Barb, Brass
1031212C	3/4" Hose ID x 3/4" Male NPTF Swiv,	x Hose Barb, Brass
1031616C	1" Hose ID x 1" Male NPTF Swiv,	x Hose Barb, Brass
1040202C	1/8" Hose ID x 1/8" NPTF, Solid	Female Insert, Brass, Pkg Qty 100
1040204C	1/8" Hose ID x 1/4" NPTF, Solid	Female Insert, Brass, Pkg Qty 100
1040302C	3/16" Hose ID x 1/8" NPTF, Solid	Female Insert, Brass, Pkg Qty 100
1040304C	3/16" Hose ID x 1/4" NPTF, Solid	Female Insert, Brass, Pkg Qty 100
1040402C	1/4" Hose ID x 1/8" NPTF, Solid	Female Insert, Brass, Pkg Qty 100
1040404C	1/4" Hose ID x 1/4" NPTF, Solid	Female Insert, Brass, Pkg Qty 100
1040404CLF	NPT FHB 1/4" X 1/4"	LEAD FREE
1040406C	1/4" Hose ID x 3/8" NPTF, Solid	Female Insert, Brass, Pkg Qty 50
1040408C	1/4" Hose ID x 1/2" NPTF, Solid	Female Insert, Brass, Pkg Qty 50
1040502C	5/16" Hose ID x 1/8" NPTF, Solid	Female Insert, Brass, Pkg Qty 100
1040504C	5/16" Hose ID x 1/4" NPTF, Solid	Female Insert, Brass, Pkg Qty 100
1040506C	5/16" Hose ID x 3/8" NPTF, Solid	Female Insert, Brass, Pkg Qty 100
1040602C	3/8" Hose ID x 1/8" NPTF, Solid	Female Insert, Brass, Pkg Qty 100
1040604C	3/8" Hose ID x 1/4" NPTF, Solid	Female Insert, Brass, Pkg Qty 50
1040604CLF	NPT FHB 3/8" X 1/4"	LEAD FREE <= 0.25% Pb
1040606C	3/8" Hose ID x 3/8" NPTF, Solid	Female Insert, Brass, Pkg Qty 50
1040606CLF	NPT FHB 3/8" X 3/8"	LEAD FREE
1040608C	3/8" Hose ID x 1/2" NPTF, Solid	Female Insert, Brass, Pkg Qty 50
1040608CLF	NPT FHB 3/8" X 1/2"	LEAD FREE <= 0.25% Pb
1040612C	3/8" Hose ID x 3/4" NPTF, Solid	Female Insert, Brass, Pkg Qty 25
1040804C	1/2" Hose ID x 1/4" NPTF, Solid	Female Insert, Brass, Pkg Qty 50
1040806C	1/2" Hose ID x 3/8" NPTF, Solid	Female Insert, Brass, Pkg Qty 50
1040808C	1/2" Hose ID x 1/2" NPTF, Solid	Female Insert, Brass, Pkg Qty 50
1040808CLF	NPT FHB 1/2" X 1/2"	LEAD FREE
1040812C	1/2" Hose ID x 3/4" NPTF, Solid	Female Insert, Brass, Pkg Qty 25
1041006C	5/8" Hose ID x 3/8" NPTF, Solid	Female Insert, Brass, Pkg Qty 50
1041008C	5/8" Hose ID x 1/2" NPTF, Solid	Female Insert, Brass, Pkg Qty 25
1041012C	5/8" Hose ID x 3/4" NPTF, Solid	Female Insert, Brass, Pkg Qty 25
1041208C	3/4" Hose ID x 1/2" NPTF, Solid	Female Insert, Brass, Pkg Qty 25
1041212C	3/4" Hose ID x 3/4" NPTF, Solid	Female Insert, Brass, Pkg Qty 20
1041612C	1" Hose ID x 3/4" NPTF, Solid	Female Insert, Brass, Pkg Qty 20
1041616C	1" Hose ID x 1" NPTF, Solid	Female Insert, Brass, Pkg Qty 10
1042016C	1-1/4" Hose ID x 1" NPTF, Solid	Female Insert, Brass, Pkg Qty 10
1050404C	1/4" Hose ID x 1/4" Fem NPTF Swiv	x Hose Barb, Brass
1050604C	3/8" Hose ID x 1/4" Fem NPTF Swiv	x Hose Barb, Brass
1050606C	3/8" Hose ID x 3/8" Fem NPTF Swiv	x Hose Barb, Brass
1050806C	1/2" Hose ID x 3/8" Fem NPTF Swiv	x Hose Barb, Brass
1050808C	1/2" Hose ID x 1/2" Fem NPTF Swiv	x Hose Barb, Brass
1094P0807	Legris Tubing	
1094P6202	Legris Tubing	
1096Y0401	Legris Tubing	
1096Y0402	Legris Tubing	
1096Y0403	Legris Tubing	
1096Y0404	Legris Tubing	
1096Y5605	Legris Tubing	
1096Y6001	Legris Tubing	
1096Y6003	Legris Tubing	
1096Y6005	Legris Tubing	
1096Y6205	Legris Tubing	
10EF10-B	1 1/4" STR8-THRU COUP, 1 1/4" NPTF,	200079-10
10EF10-B-BLS	1-1/4" STR8-THRU COUP, BRASS, NPT	200293-10
10EF10-B-LS	1 1/4" STR8-THRU COUP, 1 1/4" NPTF,	200093-10
10EM10-B	1 1/4" S.T. COUPLER, 1 1/4" M-NPTF	200080-10
10HBF10-B	1 1/4" ISO-B COUPL, 1 1/4" BSPP, BR	200210-10
10HF10-B	1 1/4" ISO-B COUPL, 1 1/4" NPTF, BR	200025-10
10HF10-B-E	1 1/4" ISO-B Coupler, 1 1/4" NPTF, BR	200013-10
10VBF10-B	1 1/4" H-STYLE COUP, 1 1/4"BSPP, BR	200266-10
10VBF10-B-E	1 1/4" H-COUP, 1 1/4" BSPP, BRASS,	200249-10
10VFF10-B	1 1/4" H-STYLE COUP, 1 1/4"NPTF, BR	*PERFECTING*SPECIAL ORDER*
10VFF10-B-E	1 1/4" H-COUP, 1 1/4" NPTF, BRASS,	200247-10
10VM10-B	1 1/4" H-STYLE COUP, 1 1/4"M-NPTF,	200265-10
10VM10-B-E	1 1/4" H-STYLE COUP, 1 1/4"M-NPTF,	200248-10
10WBF10-B	1 1/4" WING COUP, 1 1/4" BSPP, BRAS	200484-10

10WBF10-B-HN	1-1/4" WING COUP, 1-1/4" BSPP	200793-10
10WDP-B	OBSOLETE USE 10WDP	270005-10
10WF10-B	1 1/4" WING COUPL, 1 1/4" NPTF, BRA	201115-10
10WF10-B-HN	1 1/4" WING COUPL, 1 1/4" NPTF, BRA	200372-10
11-009-065	3/4" Series-1 Water Regulator	T-Handle w/out Gauge
11-009-081	1" Series-1 Water Regulator	T-Handle w/out Gauge
1100P0401	Legris Tubing	
1100P0402	Legris Tubing	
1100P040327	Legris Tubing	
1100P040527	Legris Tubing	
1212-0534-4	1" SWIVEL JOINT FOR FD-47	CONTINUOUS FLOW HOSE REEL
1212-0540-4	1-1/2" SWIVEL JOINT FOR FD-47	CONTINUOUS FLOW HOSE REEL
1212-0965-4	Clamp Set, Pipe 1-1/2"	
1212-0966-4	CLAMP SET FOR FHR-V2 - 2" PIPE	
1240202N	NPSM F SWV N 1/8" X 1/8"	
1240202S	NPSM F SWV BALL S 1/8" X 1/8"	
1240302S	NPSM F SWV BALL S 3/16" X 1/8"	
1240304S	NPSM F SWV BALL S 3/16" X 1/4"	
1240402S	NPSM F SWV BALL S 1/4" X 1/8"	
1240404S	NPSM F SWV BALL S 1/4" X 1/4"	
1240406N	NPSM F SWV N 1/4" X 3/8"	
1240406S	NPSM F SWV BALL S 1/4" X 3/8"	
1240504S	NPSM F SWV BALL S 5/16" X 1/4"	
1240506S	NPSM F SWV BALL S 5/16" X 3/8"	
1240604N	NPSM F SWV N 3/8" X 1/4"	
1240604S	NPSM F SWV BALL S 3/8" X 1/4"	
1240606S	NPSM F SWV BALL S 3/8" X 3/8"	
1240608N	NPSM F SWV N 3/8" X 1/2"	
1240608S	NPSM F SWV BALL S 3/8" X 1/2"	
1240806N	NPSM F SWV N 1/2" X 3/8"	
1240806S	NPSM F SWV BALL S 1/2" X 3/8"	
1240808S	NPSM F SWV BALL S 1/2" X 1/2"	
1241212N	NPSM F SWV N 3/4" X 3/4"	
1241212S	NPSM F SWV BALL S 3/4" X 3/4"	
125-A-BR	1-1/4" Brass Male Adapter x FNPT	
125ABRRB	1 1/4" CAM & GROOVE TYPE A BRASS BSP	G125-A-BRBSPP
125BBRRB	1 1/4" BRASS FEM CPLR X MALE BSP	THREADS
125C-90BR	1-1/4" Brass 90° Hose Shank Elbow x	Female Coupler
125-C-BR	1-1/4" Brass Fem Cplr x Hose Shank	
125D-90BR	1-1/4" Brass 90° FNPT Elbow x	Female Coupler
125-D-BR	1-1/4" Brass Female Coupler x FNPT	
125DBRRB	1 1/4" CAM & GROOVE TYPE D BRASS BS	G125-D-BRBSPP
125-DP-BR	1-1/4" Brass Dust Plug	
125-E-BR	1-1/4" Brass Male Adapter x Hose	Shank
125-F-BR	1-1/4" Brass Male Adapter x MNPT	
125FBRB	1 1/4" BRASS MALE ADPTR X MALE BSP	THREADS
1260202C	1/8" Hose ID x 1/8" Fem NPSM Swiv	x Hose Barb, Brass, Gasket Seat
1260302C	3/16" Hose ID x 1/8" Fem NPSM Swiv	x Hose Barb, Brass, Gasket Seat
1260304C	3/16" Hose ID x 1/4" Fem NPSM Swiv	x Hose Barb, Brass, Gasket Seat
1260402C	1/4" Hose ID x 1/8" Fem NPSM Swiv	x Hose Barb, Brass, Gasket Seat
1260404C	1/4" Hose ID x 1/4" Fem NPSM Swiv	x Hose Barb, Brass, Gasket Seat
1260406C	1/4" Hose ID x 3/8" Fem NPSM Swiv	x Hose Barb, Brass, Gasket Seat
1260504C	5/16" Hose ID x 1/4" Fem NPSM Swiv	x Hose Barb, Brass, Gasket Seat
1260506C	SPECIAL ORDER NPSM F SWV HB 5/16" X	
1260604C	3/8" Hose ID x 1/4" Fem NPSM Swiv	x Hose Barb, Brass, Gasket Seat
1260606C	3/8" Hose ID x 3/8" Fem NPSM Swiv	x Hose Barb, Brass, Gasket Seat
1260608C	3/8" Hose ID x 1/2" Fem NPSM Swiv	x Hose Barb, Brass, Gasket Seat
1260806C	1/2" Hose ID x 3/8" Fem NPSM Swiv	x Hose Barb, Brass, Gasket Seat
1260808C	1/2" Hose ID x 1/2" Fem NPSM Swiv	x Hose Barb, Brass, Gasket Seat
1261012C	SPECIAL ORDER NPSM F SWV HB 5/8" X	
1261212C	3/4" Hose ID x 3/4" Fem NPSM Swiv	x Hose Barb, Brass, Gasket Seat
1290302C	3/16" Hose ID x 1/8" NPTF, Brass,	Male Insert, 90° Elbow, Forged
1290402C	1/4" Hose ID x 1/8" NPTF, Brass,	Male Insert, 90° Elbow, Forged
1290404C	1/4" Hose ID x 1/4" NPTF, Brass,	Male Insert, 90° Elbow, Forged
1290404CLF	ELBOW 90° 1/4 HOSE X 1/4 NPT	LEAD FREE
1290406C	1/4" Hose ID x 3/8" NPTF, Brass,	Male Insert, 90° Elbow, Forged
1290502C	5/16" Hose ID x 1/8" NPTF, Brass,	Male Insert, 90° Elbow, Forged
1290504C	5/16" Hose ID x 1/4" NPTF, Brass,	Male Insert, 90° Elbow, Forged
1290506C	5/16" Hose ID x 3/8" NPTF, Brass,	Male Insert, 90° Elbow, Forged
1290602C	3/8" Hose ID x 1/8" NPTF, Brass,	Male Insert, 90° Elbow, Forged
1290604C	3/8" Hose ID x 1/4" NPTF, Brass,	Male Insert, 90° Elbow, Forged
1290604CLF	Elbow 90 Deg. 3/8" Hose x 1/4" NPT	LEAD FREE <= 0.25% Pb
1290606C	3/8" Hose ID x 3/8" NPTF, Brass,	Male Insert, 90° Elbow, Forged
1290606CLF	ELBOW 90° 3/8 HOSE X 3/8 NPT	LEAD FREE
1290608C	3/8" Hose ID x 1/2" NPTF, Brass,	Male Insert, 90° Elbow, Forged
1290608CLF	Elbow 90 Deg. 3/8" Hose x 1/2" NPT	not available - catalog error
1290804C	1/2" Hose ID x 1/4" NPTF, Brass,	Male Insert, 90° Elbow, Forged
1290806C	1/2" Hose ID x 3/8" NPTF, Brass,	Male Insert, 90° Elbow, Forged
1290808C	1/2" Hose ID x 1/2" NPTF, Brass,	Male Insert, 90° Elbow, Forged
1290808CLF	Elbow 90 Deg. 1/2" Hose x 1/2" NPT	not available, catalog error
1291006C	5/8" Hose ID x 3/8" NPTF, Brass,	Male Insert, 90° Elbow, Forged
1291008C	5/8" Hose ID x 1/2" NPTF, Brass,	Male Insert, 90° Elbow, Forged
1291208C	3/4" Hose ID x 1/2" NPTF, Brass,	Male Insert, 90° Elbow, Forged
1291212C	3/4" Hose ID x 3/4" NPTF, Brass,	Male Insert, 90° Elbow, Forged
1291612C	1" Hose ID x 3/4" NPTF, Brass,	Male Insert, 90° Elbow, Forged
1291616C	1" Hose ID x 1" NPTF, Brass,	Male Insert, 90° Elbow, Forged
12EF12-B	1-1/2" STR8-THRU COUP, 1-1/2" NPTF	200346-12
12EF12-B	1 1/2" STR8-THRU COUP, 1 1/2" NPTF,	200079-12
12EF12-B-LS	1 1/2" STR8-THRU COUP, 1 1/2" NPTF,	200093-12
12EM12-B	1 1/2" S.T. COUPLER, 1 1/2" M-NPTF	200080-12
12HBF12-B	1-1/2" ISO-B COU, 1-1/2" NPT, BR	200210-12
12HF10-B	1 1/2" ISO-B COUPL, 1 1/4" NPTF, BR	200025-12-10
12HF12-B	1 1/2" ISO-B COUPL, 1 1/2" NPTF, BR	200025-12
12VBF12-B	1 1/2" H-STYLE COUP, 1 1/2" BSPP, BR	200266-12
12VBF12-B-E	1 1/2" H-COUP, 1 1/2" BSPP, BRASS,	200249-12
12VF12-B	1 1/2" H-STYLE COUP, 1 1/2" NPTF, BR	200041-12
12VF12-B-E	1 1/2" H-COUP, 1 1/2" NPTF, BRASS,	200247-12

12VF12-B-E-LS	1 1/2 H-Coupler, 1 1/2 NPTF, Brass,	200320-12
12VF12-B-LS	1 1/2" H-STYLE COUP, 1 1/2"NPTF, BR	200326-12
12VM12-B	1 1/2" H-STYLE COUP, 1 1/2"M-NPTF,	200265-12
12VM12-B-E	1-1/2" H-COUP, 1-1/2" NPT, BR, UV	200248-12
12WBF12-B	1 1/2" WING COUP, 1 1/2" BSPP, BRAS	200484-12
12WBF12-B-HN	1 1/2" WING COUP, 1 1/2" BSPP, BRAS	200793-12
12WDP-B	OBSOLETE USE 12WDP	270005-12
12WF12-B	1 1/2" WING COUPL, 1 1/2" NPTF, BRA	201115-12
12WF12-B-HN	1 1/2" WING COUPL, 1 1/2" NPTF, BRA	200372-12
1340402C	1/4" Hose ID x 1/8" NPTF, Brass,	Female Insert, 90° Elbow, Forged
1340404C	1/4" Hose ID x 1/4" NPTF, Brass,	Female Insert, 90° Elbow, Forged
1340604C	3/8" Hose ID x 1/4" NPTF, Brass,	Female Insert, 90° Elbow, Forged
1340606C	3/8" Hose ID x 3/8" NPTF, Brass,	Female Insert, 90° Elbow, Forged
1340804C	1/2" Hose ID x 1/4" NPTF, Brass,	Female Insert, 90° Elbow, Forged
1340806C	1/2" Hose ID x 3/8" NPTF, Brass,	Female Insert, 90° Elbow, Forged
1340808C	1/2" Hose ID x 1/2" NPTF, Brass,	Female Insert, 90° Elbow, Forged
1341212C	3/4" Hose ID x 3/4" NPTF, Brass,	Female Insert, 90° Elbow, Forged
1390402C	1/4" Hose ID x 1/8" NPTF, Brass,	Male Insert, 45° Elbow, Forged
1390404C	1/4" Hose ID x 1/4" NPTF, Brass,	Male Insert, 45° Elbow, Forged
1390602C	3/8" Hose ID x 1/8" NPTF, Brass,	Male Insert, 45° Elbow, Forged
1390604C	3/8" Hose ID x 1/4" NPTF, Brass,	Male Insert, 45° Elbow, Forged
1390606C	3/8" Hose ID x 3/8" NPTF, Brass,	Male Insert, 45° Elbow, Forged
1390804C	1/2" Hose ID x 1/4" NPTF, Brass,	Male Insert, 45° Elbow, Forged
1390806C	1/2" Hose ID x 3/8" NPTF, Brass,	Male Insert, 45° Elbow, Forged
1390808C	1/2" Hose ID x 1/2" NPTF, Brass,	Male Insert, 45° Elbow, Forged
1391208C	3/4" Hose ID x 1/2" NPTF, Brass,	Male Insert, 45° Elbow, Forged
14-136-00338	2-1/2" NST X 2-1/2" NYCORP TP/RK	CST PIN RACK NIPPLE - SPECIAL ORDER
1420307C	3/16" Hose ID x 7/16"-20 UNF Thd,	Brass, Male 45° SAE x Hose Barb
1420308C	SPECIAL ORDER ITEM 3/16" X 1/2"	2500 pcs minimum order
1420407C	1/4" Hose ID x 7/16"-20 UNF Thd,	Brass, Male 45° SAE x Hose Barb
1420408C	SPECIAL ORDER ITEM 1/4" X 1/2"	Brass, Male 45° SAE x Hose Barb
1420410C	1/4" Hose ID x 5/8"-18 UNF Thd,	Brass, Male 45° SAE x Hose Barb
1420508C	5/16" Hose ID x 1/2"-20 UNF Thd,	Brass, Male 45° SAE x Hose Barb
1420610C	3/8" Hose ID x 5/8"-18 UNF Thd,	Brass, Male 45° SAE x Hose Barb
1420612C	3/8" Hose ID x 3/4"-16 UNF Thd,	Brass, Male 45° SAE x Hose Barb
1420812C	1/2" Hose ID x 3/4"-16 UNF Thd,	Brass, Male 45° SAE x Hose Barb
143-0307	3/16" Hose ID x 7/16"-20 UNF Thread	Br, F. 45° SAE x 37° JIC Swiv x HB
1430307S	SAE/JIC F SWV STEM 3/16" X 7/16"	
143-0407	1/4" Hose ID x 7/16"-20 UNF Thread	Br, F. 45° SAE x 37° JIC Swiv x HB
1430407KLF	SAE/JIC F SWV HB 1/4" X 7/16"	LEAD FREE <= 0.25% Pb
1430407S	SAE/JIC F SWV STEM 1/4" X 7/16"	
143-0408	1/4" Hose ID x 1/2"-20 UNF Thread	Br, F. 45° SAE x 37° JIC Swiv x HB
1430408S	SAE/JIC F SWV STEM 1/4" X 1/2"	
1430508S	SAE/JIC F SWV STEM 5/16" X 1/2"	
1430612S	SAE/JIC F SWV STEM 3/8" X 3/4"	
143-0812	1/2" Hose ID x 3/4"-16 UNF Thread	Br, F. 45° SAE x 37° JIC Swiv x HB
1430812S	SAE/JIC F SWV STEM 1/2" X 3/4"	
1430814S	SAE/JIC F SWV STEM 1/2" X 7/8"	
1440306S	SAE FEMALE SWIVEL STEM 3/16" X 3/8"	
1440307N	SAE FEMALE SWIVEL NUT 3/16" X 7/16"	
1440408N	SAE FEMALE SWIVEL NUT 1/4" X 1/2"	
1440410N	SAE FEMALE SWIVEL NUT 1/4" X 5/8"	
1440410S	SAE FEMALE SWIVEL STEM 1/4" X 5/8"	
1440510S	SAE FEMALE SWIVEL STEM 5/16" X 5/8"	
1440610S	SAE FEMALE SWIVEL STEM 3/8" X 5/8"	
1440612N	SAE FEMALE SWIVEL NUT 3/8" X 3/4"	
1440812S	SAE FEMALE SWIVEL STEM 1/2" X 3/4"	
1440814S	SPECIAL ORDER ITEM	
1441217N	SAE FEMALE SWIVEL NUT	3/4" X 1 1/16"
1441217S	SAE FEMALE SWIVEL STEM	3/4" X 1 1/16"
144F-4	1/4" Tube, 7/16"-20 Straight Thd	Brass Flare Fitting, Union Tee
144F-6	3/8" Tube, 5/8"-18 Straight Thd	Brass Flare Fitting, Union Tee
144F-8	1/2" Tube, 3/4"-16 Straight Thd	Brass Flare Fitting, Union Tee
1450306S	JIC FEMALE SWIVEL STEM 3/16" X 3/8"	
1450409N	JIC FEMALE SWIVEL NUT 1/4" X 9/16"	
1450409S	JIC FEMALE SWIVEL STEM 1/4" X 9/16"	
1450509S	SPECIAL ORDER ITEM	
1450609S	JIC FEMALE SWIVEL STEM 3/8" X 9/16"	
1451217N	JIC FEMALE SWIVEL NUT	3/4" X 1 1/16"
1451217S	JIC FEMALE SWIVEL STEM	3/4" X 1 1/16"
1480P080414	NYLON 12 RECOIL W/ 1/4 NPT FTGS	
1480P080514	NYLON 12 RECOIL W/ 1/4 NPT FTGS	
1480P560414	NYLON 12 COIL W/ 1/4" NPT FITTINGS	
1480P560514	NYLON 12 RECOIL W/ 1/4 NPT FTGS	
1481P080414	NYLON 12 RECOIL W/ 1/4 NPT FTGS	
1481P080514	NYLON 12 RECOIL W/ 1/4" NPT FTGS	
1481P560414	NYLON 12 RECOIL W/ 1/4 NPT FTGS	
1481P560514	NYLON 12 RECOIL W/ 1/4 NPT FTGS	
1481U5602	PU RECOIL W/O CONNECTORS	
1482P080414	NYLON 12 RECOIL W/ 1/4 NPT FTGS	
1482P080514	NYLON 12 RECOIL W/ 1/4 NPT FTGS	
1482P560514	NYLON 12 RECOIL W/ 1/4 NPT FTGS	
1483P080414	NYLON 12 RECOIL W/ 1/4 NPT FTGS	
1483P080514	NYLON 12 RECOIL W/1/4" NPT FTGS	
1483P560414	NYLON 12 RECOIL W/ 1/4 NPT FTGS	
1483P560514	yellow nylon recoil 1/4 od 3/16 id	
1484P080414	NYLON 12 RECOIL W/ 1/4 NPT FTGS	
1484P080514	NYLON 12 RECOIL W/1/4" NPT FTGS	
1484P560414	NYLON 12 RECOIL W/ 1/4 NPT FTGS	
1484P560514	NYLON 12 RECOIL W/ 1/4 NPT FTGS	
149F-10-8	1/2" Brass Male Elbow	SAE 45° Flare Fitting
149F-12-12	3/4" Brass Male Elbow	SAE 45° Flare Fitting
149F-4-2	1/8" Brass Male Elbow	SAE 45° Flare Fitting
149F-4-4	1/4" Brass Male Elbow	SAE 45° Flare Fitting
149F-4-6	3/8" Brass Male Elbow	SAE 45° Flare Fitting
149F-6-4	1/4" Brass Male Elbow	SAE 45° Flare Fitting
149F-6-6	3/8" Brass Male Elbow	SAE 45° Flare Fitting

149F-6-8	1/2" Brass Male Elbow	SAE 45° Flare Fitting
149F-8-4	1/4" Brass Male Elbow	SAE 45° Flare Fitting
149F-8-6	3/8" Brass Male Elbow	SAE 45° Flare Fitting
149F-8-8	1/2" Brass Male Elbow	SAE 45° Flare Fitting
15020XFBR00000	1-1/2" Style 20, FXF, Brass Swivel	O'Ring Swivel
15020XFBR00010	1-1/2" Style 20, FXF, Brass Swivel	w/Buna Seals, 440 Grade SS BB
15020XFBR00020	1-1/2" Style 20, FXF, Brass Swivel	316 Stainless Steel Ball Bearings
15020XFBR10000	1-1/2" Style 20, FXF, Brass Swivel	Viton Pressure Seal
15020XFBR11000	1-1/2" Style 20, FXF, Brass Swivel	Viton Pressure & Dust Seals
15020XFBR11010	1-1/2" Style 20, FXF, Brass Swivel	VI PR & Dust Seals & 440SS BB
15020XFBR20000	1-1/2" Style 20, FXF, Brass Swivel	PTFE Pressure Seal
15020XFBR20010	1-1/2" Style 20, FXF, Brass Swivel	TF PR Seal & 440 Grade Ball Bearing
15020XFBR20020	1-1/2" Style 20, FXF, Brass Swivel	PTFE PR Seal, 316SS Ball Bearings
15020XFBR21000	1-1/2" Style 20, FXF, Brass Swivel	PTFE PR Seal & Viton Dust Seal
15030XFBR00000	1-1/2" Style 30, FXF, Brass Swivel	O'Ring Swivel
15030XFBR00020	1-1/2" Style 30, FXF, Brass Swivel	316 Stainless Steel Ball Bearings
15030XFBR10000	1-1/2" Style 30, FXF, Brass Swivel	Viton Pressure Seals
15030XFBR10010	1-1/2" Style 30, FXF, Brass Swivel	VI PR Seal & 440GR SS Ball Bearings
15030XFBR11000	1-1/2" Style 30, FXF, Brass Swivel	Viton Pressure & Dust Seals
15030XFBR20000	1-1/2" Style 30, FXF, Brass Swivel	PTFE Pressure Seal
15030XFBR21000	1-1/2" Style 30, FXF, Brass Swivel	PTFE Pressure & Viton Dust Seals
15030XFBR21020	1-1/2" Style 30, FXF, Brass Swivel	TF PR & VI Dust Seals, 316 SS BB
15030XFBR30020	1-1/2" Style 30, FXF, Brass Swivel	w/EPR Seals & Silicone Grease
15040XFBR00000	1-1/2" BRASS O-RING STYLE 40 SWIVE	L FEMALE X FEMALE
15040XFBR11000	1-1/2" Style 40, FXF, Brass Swivel	Viton Pressure & Dust Seals
150-AA-BR	1 1/2" Brass Spool Adapter	
150-A-BR	1-1/2" Brass Male Adapter x FNPT	
150A-BR	1 1/2" CAM & GROOVE TYPE A BRASS BS	G150-A-BRBS
150-B-BR	1-1/2" Brass Female Coupler x	Male NPT
150-C-BR	1-1/2" Brass Fem Cplr x Hose Shank	
150D-90BR	1-1/2" Brass 90° FNPT Elbow x	Female Coupler
150-D-BR	1-1/2" Brass Female Coupler x FNPT	
150DBR	1 1/2" CAM & GROOVE TYPE D BRASS BS	G150-D-BRBS
150-DC-BR	1-1/2" Brass Dust Cap	
150DC-LBR	1-1/2" Brass Lockable Dust Cap	
150-DP-BR	1-1/2" Brass Dust Plug	
150-E-BR	1-1/2" Brass Male Adapter x Hose	Shank
150F-4-2	1/8" Brass Female Elbow	
150F-4-4	1/4" Brass Female Elbow	SAE 45° Flare Fitting
150F-6-4	1/4" Brass Female Elbow	
150F-6-6	3/8" Brass Female Elbow	SAE 45° Flare Fitting
150F-6-8	1/2" Brass Female Elbow	SAE 45° Flare Fitting
150F-8-6	3/8" Brass Female Elbow	
150F-8-8	1/2" Brass Female Elbow	
150-F-BR	1-1/2" Brass Male Adapter x MNPT	
155F-4	1/4" Tube Size 7/16-20 Straight Thd	Brass Union Elbow
155F-6	3/8" Tube Size 5/8-18 Straight Thd	Brass Union Elbow stock qty only.
155F-8	1/2" Tube Size 3/4-16 Straight Thd	Brass Union Elbow
1560904C	9/16"-18 Right UNF Thread x	1/4" NPTF, Brass, 5/8" Hex
1560906C	9/16"-18 Right UNF Thread x	3/8" NPTF, Brass, 11/16" Hex
1560909C	9/16 Brass Oxy-Acetylene Connecting	Spud, Right x Right Hand Threads
1565U	1-1/2" MNPT x 1-1/2" Hose Shank	Bronze Hose Swivel, Petroleum
1580904C	9/16"-18 Left UNF Thread x	1/4" NPTF, Brass, 5/8" Hex
1580906C	9/16"-18 Left UNF Thread x	3/8" NPTF, Brass, 11/16" Hex
1580909C	9/16 Brass Oxy-Acetylene Connecting	Spud, Left x Left Hand Threads
159F-4-4	1/4" 45° Brass Elbow, SAE 45° Flare	Fitting
159F-6-4	1/4" 45° Brass Elbow, SAE 45° Flare	Fitting
159F-6-6	3/8" 45° Brass Elbow, SAE 45° Flare	Fitting
159F-8-4	1/4" 45° Brass Elbow, SAE 45° Flare	Fitting
159F-8-6	3/8" 45° Brass Elbow, SAE 45° Flare	Fitting
159F-8-8	1/2" 45° Brass Elbow, SAE 45° Flare	Fitting
15B15-100RBF	1-1/2" X 100' LP BOOSTER RL BR NST	
15B15-100RBS	1-1/2" X 100' FIRE & UTIL 200 PSI	(LP BOOSTER) RL BRASS NPSH
15B15-50RBF	1-1/2" X 50' FIRE & UTIL 200 PSI	(LP BOOSTER) RL BR NST
15B15-50RBS	1-1/2" X 50' FIRE & UTIL 200 PSI	(LP BOOSTER) RL BR NPSH
15B15-75RBF	1 1/2" 75' FIRE & UTIL 150PSI	(LP BOOSTER) RL BR NST
1630200C	1/8" NPT Brass Hex Head Plug	
1630200CLF	1/8" HEX HEAD PLUG SOLID	LEAD FREE <= 0.25% Pb
1630400C	1/4" NPT Brass Hex Head Plug	
1630400CLF	1/4" HEX HEAD PLUG SOLID	LEAD FREE <= 0.25% Pb
1630600C	3/8" NPT Brass Hex Head Plug	
1630800C	1/2" NPT Brass Hex Head Plug	
1631200C	3/4" NPT Brass Hex Head Plug	
1631600C	1" NPT Brass Hex Head Plug	
164C-02	1/8" Brass Union Tee	Compression Fitting
164C-04	1/4" Brass Union Tee	Compression Fitting
164C-05	5/16" Brass Union Tee	Compression Fitting
164C-06	3/8" Brass Union Tee	Compression Fitting
164C-06-06-04	3/8" x 3/8" x 1/4" Brass Union Tee	Compression Fitting
164C-08	1/2" Brass Union Tee	Compression Fitting
164C-08-08-06	1/2" x 1/2" x 3/8" Brass Union Tee	Compression Fitting
164C-10	5/8" Brass Union Tee	Compression Fitting
164C-12	3/4" Brass Union Tee	Compression Fitting
1650202C	1/8" NPT Brass Close Pipe Nipple	
1650202CLF	CLOSE PIPE NIPPLE - 1/8"	LEAD FREE
1650404C	1/4" NPT Brass Close Pipe Nipple	
1650404CLF	CLOSE PIPE NIPPLE - 1/4"	LEAD FREE
1650606C	3/8" NPT Brass Close Pipe Nipple	
1650606CLF	CLOSE PIPE NIPPLE - 3/8"	LEAD FREE
1650808C	1/2" NPT Brass Close Pipe Nipple	
1650808CLF	CLOSE PIPE NIPPLE - 1/2"	LEAD FREE
1651212C	3/4" NPT Brass Close Pipe Nipple	
1651212CLF	CLOSE PIPE NIPPLE - 3/4"	LEAD FREE
1651616C	1" NPT Brass Close Pipe Nipple	
165C-02	1/8" Brass Union Elbow	Compression Fitting
165C-03	3/16" Brass Union Elbow	Compression Fitting
165C-04	1/4" Brass Union Elbow	Compression Fitting

165C-05	5/16" Brass Union Elbow	Compression Fitting
165C-06	3/8" Brass Union Elbow	Compression Fitting
165C-07	7/16" Brass Union Elbow	Compression Fitting
165C-08	1/2" Brass Union Elbow	Compression Fitting
165C-10	5/8" Brass Union Elbow	Compression Fitting
165C-12	3/4" Brass Union Elbow	Compression Fitting
1660215C	1/8" NPT Brass, Long Pipe Nipple,	Length 1-1/2"
1660220C	1/8" NPT Brass, Long Pipe Nipple,	Length 2"
1660225C	1/8" NPT Brass, Long Pipe Nipple,	Length 2-1/2"
1660230C	1/8" NPT Brass, Long Pipe Nipple,	Length 3"
1660230CLF	LONG PIPE NIPPLE 1/8" NPT x 3"	LEAD FREE <= 0.25% Pb
1660235C	1/8" NPT Brass, Long Pipe Nipple,	Length 3-1/2"
1660240C	1/8" NPT Brass, Long Pipe Nipple,	Length 4"
1660240CLF	LONG PIPE NIPPLE 1/8" NPT x 4"	LEAD FREE <= 0.25% Pb
1660415C	1/4" NPT Brass, Long Pipe Nipple,	Length 1-1/2"
1660415CLF	LONG PIPE NIPPLE - 1/4"x 1 1/2"	LEAD FREE
1660420C	1/4" NPT Brass, Long Pipe Nipple,	Length 2"
1660420CLF	LONG PIPE NIPPLE 1/4" NPT x 2"	LEAD FREE <= 0.25% Pb
1660425C	1/4" NPT Brass, Long Pipe Nipple,	Length 2-1/2"
1660430C	1/4" NPT Brass, Long Pipe Nipple,	Length 3"
1660430CLF	LONG PIPE NIPPLE 1/4" NPT x 3"	LEAD FREE <= 0.25% Pb
1660435C	1/4" NPT Brass, Long Pipe Nipple,	Length 3-1/2"
1660440C	1/4" NPT Brass, Long Pipe Nipple,	Length 4"
1660440CLF	LONG PIPE NIPPLE 1/4" NPT x 4"	LEAD FREE <= 0.25% Pb
1660450C	1/4" NPT Brass, Long Pipe Nipple,	Length 5"
1660615C	3/8" NPT Brass, Long Pipe Nipple,	Length 1-1/2"
1660615CLF	LONG PIPE NIPPLE - 3/8"x 1 1/2"	LEAD FREE
1660620C	3/8" NPT Brass, Long Pipe Nipple,	Length 2"
1660620CLF	LONG PIPE NIPPLE 3/8" NPT x 2"	LEAD FREE <= 0.25% Pb
1660625C	3/8" NPT Brass, Long Pipe Nipple,	Length 2-1/2"
1660625CLF	LONG PIPE NIPPLE 3/8" NPT x 2.5"	LEAD FREE <= 0.25% Pb
1660630C	3/8" NPT Brass, Long Pipe Nipple,	Length 3"
1660630CLF	LONG PIPE NIPPLE 3/8" NPT x 3"	LEAD FREE <= 0.25% Pb
1660635C	3/8" NPT Brass, Long Pipe Nipple,	Length 3-1/2"
1660640C	3/8" NPT Brass, Long Pipe Nipple,	Length 4"
1660640CLF	LONG PIPE NIPPLE 3/8" NPT x 4"	LEAD FREE <= 0.25% Pb
1660815C	1/2" NPT Brass, Long Pipe Nipple,	Length 1-1/2"
1660815CLF	LONG PIPE NIPPLE - 1/2"x 1 1/2"	LEAD FREE
1660820C	1/2" NPT Brass, Long Pipe Nipple,	Length 2"
1660825C	1/2" NPT Brass, Long Pipe Nipple,	Length 2-1/2"
1660830C	1/2" NPT Brass, Long Pipe Nipple,	Length 3"
1660835C	1/2" NPT Brass, Long Pipe Nipple,	Length 3-1/2"
1660840C	1/2" NPT Brass, Long Pipe Nipple,	Length 4"
1661220C	3/4" NPT Brass, Long Pipe Nipple,	Length 2"
1661225C	3/4" NPT Brass, Long Pipe Nipple,	Length 2-1/2"
1661230C	3/4" NPT Brass, Long Pipe Nipple,	Length 3"
1661235C	3/4" NPT Brass, Long Pipe Nipple,	Length 3-1/2"
166FSV-4-4	1/4" 90° Brass Swivel Elbow	SAE 45° Flare Fitting
166FSV-6-6	3/8" 90° Brass Swivel Elbow	SAE 45° Flare Fitting
166FSV-8-8	1/2" 90° Brass Swivel Elbow	SAE 45° Flare Fitting
1690202C	1/8" Brass PTF 90° Male Pipe Elbow,	Forged
1690404C	1/4" Brass PTF 90° Male Pipe Elbow,	Forged
1690606C	3/8" Brass PTF 90° Male Pipe Elbow,	Forged
1690808C	1/2" Brass PTF 90° Male Pipe Elbow,	Forged
169C-0302	3/16" x 1/8" Brass Male Elbow	Compression Fitting
169C-0304	3/16" x 1/4" Brass Male Elbow	Compression Fitting
169C-0402	1/4" x 1/8" Brass Male Elbow	Compression Fitting
169C-0404	1/4" x 1/4" Brass Male Elbow	Compression Fitting
169C-0406	1/4" x 3/8" Brass Male Elbow	Compression Fitting
169C-0502	5/16" x 1/8" Brass Male Elbow	Compression Fitting
169C-0504	5/16" x 1/4" Brass Male Elbow	Compression Fitting
169C-0506	5/16" x 3/8" Brass Male Elbow	Compression Fitting
169C-0602	3/8" x 1/8" Brass Male Elbow	Compression Fitting
169C-0604	3/8" x 1/4" Brass Male Elbow	Compression Fitting
169C-0606	3/8" x 3/8" Brass Male Elbow	Compression Fitting
169C-0608	3/8" x 1/2" Brass Male Elbow	Compression Fitting
169C-0804	1/2" x 1/4" Brass Male Elbow	Compression Fitting
169C-0806	1/2" x 3/8" Brass Male Elbow	Compression Fitting
169C-0808	1/2" x 1/2" Brass Male Elbow	Compression Fitting
169C-1008	5/8" x 1/2" Brass Male Elbow	Compression Fitting
169C-1208	3/4" x 1/2" Brass Male Elbow	Compression Fitting
169C-1212	3/4" x 3/4" Brass Male Elbow	Compression Fitting
16EF16-B	2" STR8-THRU COUP, 2" NPTF, BRASS	200079-16
16EF16-B-BLS	2" STR8-THRU COUP, 2" NPTF, BRASS	200293-16
16EF16-B-LS	2" STR8-THRU COUP, 2" NPTF, BRASS	200093-16
16EM16-B	2" S.T. COUPLER, 2" M-NPTF, BRASS	200080-16
16VBF16-B	2" H-STYLE COUPLER, 2" BSPP, BRASS	200266-16
16VBF16-B-E	2" H-COUP, 2" BSPP, BRASS, UNVALVE	200249-16
16VF16-B	2" H-STYLE COUPLER, 2" NPTF, BRASS	200041-16
16VF16-B-C1	2" H-STYLE COUPLER, 2" NPTF, BRASS	200806-16
16VF16-B-E	2" H-COUP 2" NPTF, BRASS, UNVALVED	200247-16
16VF16-B-E-LS	2" H-COUP 2" NPTF, BRASS, UNVALVED	200320-16
16VM16-B	2" H-STYLE COUPLER, 2" M-NPTF, BRAS	200265-16
16VM16-B-E	2" H-STYLE COUPLER, 2" M-NPTF, BRAS	200248-16
170C-0202	1/8" x 1/8" Brass Female Elbow	Compression Fitting
170C-0302	3/16" x 1/8" Brass Female Elbow	Compression Fitting
170C-0402	1/4" x 1/8" Brass Female Elbow	Compression Fitting
170C-0404	1/4" x 1/4" Brass Female Elbow	Compression Fitting
170C-0604	3/8" x 1/4" Brass Female Elbow	Compression Fitting
170C-0606	3/8" x 3/8" Brass Female Elbow	Compression Fitting
170C-0704	7/16" x 1/4" Brass Female Elbow	Compression Fitting
170C-0806	1/2" x 3/8" Brass Female Elbow	Compression Fitting
171C-0202	1/8" x 1/8" Brass Male Run Tee	Compression Fitting
171C-0302	3/16 X 1/8 Male Run Tee	
171C-0402	1/4" x 1/8" Brass Male Run Tee	Compression Fitting
171C-0404	1/4" x 1/4" Brass Male Run Tee	Compression Fitting
171C-0604	3/8" x 1/4" Brass Male Run Tee	Compression Fitting

1720202C	1/8" NPSM x 1/8" NPTF, Brass,	Ball Seat to Male Pipe	
1720402C	1/4" NPSM x 1/8" NPTF, Brass,	Ball Seat to Male Pipe	
1720404C	1/4" NPSM x 1/4" NPTF, Brass,	Ball Seat to Male Pipe	
1720604C	3/8" NPSM x 1/4" NPTF, Brass,	Ball Seat to Male Pipe	
1720606C	3/8" NPSM x 3/8" NPTF, Brass,	Ball Seat to Male Pipe	
1720608C	3/8" NPSM x 1/2" NPTF, Brass,	Ball Seat to Male Pipe	
1720806C	1/2" NPSM x 3/8" NPTF, Brass,	Ball Seat to Male Pipe	
1720808C	1/2" NPSM x 1/2" NPTF, Brass,	Ball Seat to Male Pipe	
1721212C	3/4" NPSM x 3/4" NPTF, Brass,	Ball Seat to Male Pipe, 172-1212	
172C-0202	1/8" x 1/8" Brass Male Branch Tee	Compression Fitting	
172C-0302	3/16" x 1/8" Brass Male Branch Tee	Compression Fitting	
172C-0402	1/4" x 1/8" Brass Male Branch Tee	Compression Fitting	
172C-0404	1/4" x 1/4" Brass Male Branch Tee	Compression Fitting	
172C-0602	3/8" x 1/8" Brass Male Branch Tee	Compression Fitting	
172C-0604	3/8" x 1/4" Brass Male Branch Tee	Compression Fitting	
172C-0606	3/8" x 3/8" Brass Male Branch Tee	Compression Fitting	
172C-0806	1/2" x 3/8" Brass Male Branch Tee	Compression Fitting	
1740404C	1/4" Male NPSM x 1/4" Female NPTF,	Brass Threaded Adapter	
1740606C	3/8" Male NPSM x 3/8" Female NPTF,	Brass Threaded Adapter	
1740808C	1/2" Male NPSM x 1/2" Female NPTF,	Brass Threaded Adapter	
1760202C	1/8" Brass NPSM Male Union		
1760404C	1/4" Brass NPSM Male Union		
1760606C	3/8" Brass NPSM Male Union		
1760808C	1/2" Brass NPSM Male Union		
1765A	Air Operated Brass Ferrule Crimper		2517650000
176C-0402	Brass Adapter Tee, 1/4" Tube	1/8" Pipe Thd, 7/16"-24 Strght Thd	
1770202C	Hose Splicer 90 deg, Elbow 1/8"		
1770303C	3/16" Hose ID, Barbed Hose Splicer,	Brass, 90° Elbow Splicer, Forged	
1770402C	1/4" x 1/8" ID, Barbed Hose Splicer	Brass, 90° Elbow Splicer, Forged	
1770404C	1/4" Hose ID, Barbed Hose Splicer,	Brass, 90° Elbow Splicer, Forged	
1770505C	5/16" Hose ID, Barbed Hose Splicer,	Brass, 90° Elbow Splicer, Forged	
1770604C	3/8" x 1/4" ID, Barbed Hose Splicer	Brass, 90° Elbow Splicer, Forged	
1770606C	3/8" Hose ID, Barbed Hose Splicer,	Brass, 90° Elbow Splicer, Forged	
1770806C	1/2" x 3/8" ID, Barbed Hose Splicer	Brass, 90° Elbow Splicer, Forged	
1770808C	1/2" Hose ID, Barbed Hose Splicer,	Brass, 90° Elbow Splicer, Forged	
1771010C	5/8" Hose ID, Barbed Hose Splicer,	Brass, 90° Elbow Splicer, Forged	
1771208C	3/4" x 1/2" ID, Barbed Hose Splicer	Brass, 90° Elbow Splicer, Forged	
1771212C	3/4" Hose ID, Barbed Hose Splicer,	Brass, 90° Elbow Splicer, Forged	
177C-0402	1/4" Tube Size x 1/8" Pipe Thread	Brass Female Branch Tee	
1780202C	1/8" Hose ID, Brass, Hose Splicer,	Pkg Qty 100	
1780303C	3/16" Hose ID, Brass, Hose Splicer,	Pkg Qty 100	
1780402C	1/4" x 1/8" Hose ID, Brass, Hose	Splicer, Pkg Qty 100	
1780404C	1/4" Hose ID, Brass, Hose Splicer,	Pkg Qty 100	
1780404CLF	HOSE SPLICER - 1/4"	LEAD FREE	
1780505C	5/16" Hose ID, Brass, Hose Splicer,	Pkg Qty 100	
1780604C	3/8" x 1/4" Hose ID, Brass, Hose	Splicer, Pkg Qty 100	
1780606C	3/8" Hose ID, Brass, Hose Splicer,	Pkg Qty 100	
1780606CLF	HOSE SPLICER - 3/8"	LEAD FREE	
1780806C	1/2" x 3/8" Hose ID, Brass, Hose	Splicer	
1780808C	1/2" Hose ID, Brass, Hose Splicer,	Pkg Qty 50	
1780808CLF	HOSE SPLICER - 1/2"	LEAD FREE	
1781006C	5/8" x 3/8" Hose ID, Brass, Hose	Splicer, Pkg Qty 50	
1781008C	5/8" x 1/2" Hose ID, Brass, Hose	Splicer, Pkg Qty 50	
1781010C	5/8" Hose ID, Brass, Hose Splicer,	Pkg Qty 50	
1781208C	3/4" x 1/2" Hose ID, Brass, Hose	Splicer, Pkg Qty 50	
1781212C	HOSE SPLICER 3/4" X 3/4" - 50		
1781616C	HOSE SPLICER 1 X 1"		
1790202C	1/8" Brass Hose Barb Tee Splicer,	Forged	
1790303C	3/16" Brass Hose Barb Tee Splicer,	Forged	
1790402C	1/4" x 1/8" Brass Hose Barb Tee	Splicer, Forged	
1790404C	1/4" Brass Hose Barb Tee Splicer,	Forged	
1790404CLF	HOSE SPLICER TEE - 1/4"	LEAD FREE	
1790505C	5/16" Brass Hose Barb Tee Splicer,	Forged	
1790604C	3/8" x 1/4" Brass Hose Barb Tee	Splicer, Forged	
179-0606	3/8" Brass Hose Barb Tee Splicer	Forged	
1790606C	3/8" Brass Hose Barb Tee Splicer,	Forged	
1790606CLF	HOSE SPLICER TEE - 3/8"	LEAD FREE	
1790806C	1/2" x 3/8" Brass Hose Barb Tee	Splicer, Forged	
1790808C	1/2" Brass Hose Barb Tee Splicer,	Forged	
179-1010	5/8" Brass Hose Barb Tee Splicer	Forged	
1791010C	5/8" Brass Hose Barb Tee Splicer,	Forged	
1791208C	Hose Splicer Tee 3/4 x 1/2 drop		
179-1212	3/4" Brass Hose Barb Tee Splicer	Forged	
1791212C	3/4" Brass Hose Barb Tee Splicer,	Forged	
179C-0402	1/4" x 1/8" Brass 45° Compression	Elbow	
179C-0404	1/4" x 1/4" Brass 45° Compression	Elbow	
179C-0602	3/8" x 1/8" Brass 45° Compression	Elbow	
179C-0604	3/8" x 1/4" Brass 45° Compression	Elbow	
179C-0606	3/8" x 3/8" Brass 45° Compression	Elbow	
179C-0806	1/2" x 3/8" Brass 45° Compression	Elbow	
1800408F	1/4" Hose ID x 1/2" Hose OD, Brass	Reusable Ferrule	
1800409F	1/4" Hose ID x 9/16" Hose OD, Brass	Reusable Ferrule	
1800410F	1/4" Hose ID x 5/8" Hose OD, Brass	Reusable Ferrule	
1800509F	5/16" Hose ID x 9/16" OD, Brass	Reusable Ferrule	
1800510F	5/16" Hose ID x 5/8" Hose OD, Brass	Reusable Ferrule	
1800511F	5/16" Hose ID x 11/16" OD, Brass	Reusable Ferrule	
1800610F	3/8" Hose ID x 5/8" Hose OD, Brass	Reusable Ferrule	
1800611F	3/8" Hose ID x 11/16" OD, Brass	Reusable Ferrule	
1800612F	3/8" Hose ID x 3/4" Hose OD, Brass	Reusable Ferrule	
1800814F	1/2" Hose ID x 7/8" Hose OD, Brass	Reusable Ferrule	
1800815F	1/2" Hose ID x 15/16" OD, Brass	Reusable Ferrule	
1800816F	1/2" Hose ID x 1" Hose OD, Brass	Reusable Ferrule	
1820402S	1/4" Hose ID x 1/8" NPTF, Brass	Reusable Male Stem	
1820404S	1/4" Hose ID x 1/4" NPTF, Brass	Reusable Male Stem	
1820406S	1/4" Hose ID x 3/8" NPTF, Brass	Reusable Male Stem	
1820504S	5/16" Hose ID x 1/4" NPTF, Brass	Reusable Male Stem	
1820506S	5/16" Hose ID x 3/8" NPTF, Brass	Reusable Male Stem	

1820604S	3/8" Hose ID x 1/4" NPTF, Brass	Reusable Male Stem	
1820606S	3/8" Hose ID x 3/8" NPTF, Brass	Reusable Male Stem	
1820608S	3/8" Hose ID x 1/2" NPTF, Brass	Reusable Male Stem	
1820804S	1/2" Hose ID x 1/4" NPTF, Brass	Reusable Male Stem	
1820806S	1/2" Hose ID x 3/8" NPTF, Brass	Reusable Male Stem	
1820808S	1/2" Hose ID x 1/2" NPTF, Brass	Reusable Male Stem	
1840404A	1/4" Hose ID x 1/4"-18 Fem NPSM, Br	Reusable Female Swivel Stem	
1840406A	1/4" Hose ID x 3/8"-18 Fem NPSM, Br	Reusable Female Swivel Stem	
1840504A	5/16" Hose ID x 1/4"-18 Fem NPSM, Br	Reusable Female Swivel Stem	
1840604A	3/8" Hose ID x 1/4"-18 Fem NPSM, Br	Reusable Female Swivel Stem	
1840606A	3/8" Hose ID x 3/8"-18 Fem NPSM, Br	Reusable Female Swivel Stem	
1840808A	1/2" Hose ID x 1/2"-14 Fem NPSM, Br	Reusable Female Swivel Stem	
1860404S	RE-USABLE HOSE SPLICER STEM 1/4" X		
1860606S	RE-USABLE HOSE SPLICER STEM 3/8" X		
1AF1-B	1/8" HI-Press Coupler x 1/8" NPTF	A Series Quick Connect, Brass	
1AF1-B-C1	1/8" HI-PRESS COUPLER, 1/8" NPTF	200590-1	
1AF1-B-LS	1/8" HI-PRESS COUPLER, 1/8" NPTF	200499-1	
1AF1-B-LS-C1	1/8" HI-PRESS COUPLER, 1/8" NPTF	200777-1	
1AF1-B-SV	1/8" HI-PRESSURE COUP, 1/8" NPTF	201219-1	
1AM1-B	1/8" HI-Press Coupler x 1/8" MNPT	A Series Quick Connect, Brass	
1AM1-B-BV-8	Obsolete use 1AM1-B-BV-7		410221
1AM1-B-C1	1/8" HI-PRESS COUPLER, 1/8" M-NPTF	200591-1	
1AM1-B-E	1/8" HI-PRESS COUPLER, 1/8" M-NPTF	200606-1	
1AM1-B-SV	1/8" HI-PRESSURE COUP, 1/8" M-NPTF	201220-1	
1AS1-B	1/8" HI-Press Coupler x 1/8" Barb	A Series Quick Connect, Brass	
1AS1-B-BV	1/8" HI-PRESS COUPLER, 1/8" BARB	201121-1	
1AS1-B-E	1/8" High Press Air, Brass, UV		410217
1BM1-B	1/8" MINIATURE COUPLER, 1/8" M-NPTF	Coupler - B Series Quick Connect	
1EF1-B	1/8" STR8-THRU COUP, 1/8" NPTF, BRA	200079-1	
1EF1-B-LS	1/8" STR8-THRU COUP, 1/8" NPTF, BRA	200093-1	
1EM1-B	1/8" S.T. COUPLER, 1/8" M-NPTF, BRA	200080-1	
1HF1-B	1/8" ISO-B COUPLER, 1/8" NPTF, BRAS	200025-1	
1HF1-B-E	1HF1-B-E	200013-1	
1HF1-B-LS	1/8" ISO-B COUPLER, 1/8" NPTF, BRAS	200150-1	
2004000C	Stamped Brass Ferrule		
2004530C	BRASS FERRULE .450 ID		
2004750C	BRASS FERRULE .478 ID		
2005000C	BRASS FERRULE .500 ID		
2005005C	Stamped Brass Ferrule		
2005250C	BRASS FERRULE .525 ID		
2005255C	FERRULE BRASS ID .525		
2005310C	BRASS FERRULE .531 ID		
2005500C	BRASS FERRULE .548 ID		
2005620C	BRASS FERRULE .562 ID		
2005930C	BRASS FERRULE .593 ID		
2006000C	SPECIAL ORDER STAMPED BRASS FERRULE	BRASS FERRULE .600 ID	
2006250C	BRASS FERRULE .625 ID		
2006255C	BRASS FERRULE .625 ID		
2006500C	BRASS FERRULE .650 ID		
2006560C	BRASS FERRULE .656 ID		
2006750C	Stamped Brass Ferrule		
2006900C	BRASS FERRULE .687 ID		
2007180C	BRASS FERRULE .718" ID		
2007250C	BRASS FERRULE .725 ID		
200729-2-2.5	1/4" IND COUPLER, 5/16" BARB, BRASS	200729-2-2.5	
2007500C	BRASS FERRULE .750 ID		
2007505C	BRASS FERRULE .750 ID		
2007750C	Stamped Brass Ferrule		
2007810C	BRASS FERRULE .781 ID		
2008120C	Brass Ferrule .812 Id		
2008750C	BRASS FERRULE .875 ID		
2009250C	Stamped Brass Ferrule		
2009750C	BRASS FERRULE .975 ID		
2009950C	Brass Hose Ferrules		
200-AA-BR	2" Brass Spool Adapter		
200-A-BR	2" Brass Male Adapter x Female NPT		
200ABRB	2" CAM & GROOVE TYPE A BRASS BSP	G200-A-BR BSP	
200-B-BR	2" Brass Female Coupler x Male NPT	Female Coupler	
200C-90BR	2" Brass 90° Hose Shank Elbow x		
200-C-BR	2" Brass Fem Cplr x Hose Shank	Female Coupler	
200D-90BR	2" Brass 90° FNPT Elbow x		
200-D-BR	2" Brass Female Coupler x FNPT		
200DBRB	2" CAM & GROOVE TYPE D BRASS BSP	G200-D-BR BSP	
200-DC-BR	2" Brass Dust Cap		
200DC-LBR	2" Brass Lockable Dust Cap		
200-DP-BR	2" Brass Dust Plug		
200-E-BR	2" Brass Male Adapter x Hose	Shank	
200-F-BR	2" Brass Male Adapter x Male NPT		
200-H-BR	BRONZE HANDLE FORGI	NG BRASS ALLOY 377 B-124	
200-HR-BR	2" BRONZE HANDLE W/ RING		
200-HRP-BR	1-1/4" thru 2-1/2" Brass Handle	Ass'y	
200-LH-BR	2" Brass Locking Handle for	Dust Cap	
200-PH-BR	2" BRASS PADDLE HANDLE		
2033RT	Rpl Tip For Cgn150nst		
207BH12	3/4" Brass Fem NPTF Bulkhead Cplg	1-5/16" Hole Size, 1.5" Long	
207BH12N	RPL NUT FOR 207BH12		
207BH2	1/8" Brass Fem NPTF Bulkhead Cplg	5/8" Hole Size, 1.5" Long	
207BH4	1/4" Brass Fem NPTF Bulkhead Cplg	3/4" Hole Size, 1.5" Long	
207BH4S	1/4" Brass Fem NPTF Bulkhead Cplg	3/4" Hole Size, .94" Long	
207BH6	3/8" Brass Fem NPTF Bulkhead Cplg	1" Hole Size, 1.31" Long	
207BH6N	Rpl Nut for 207BH6		
207BH8	1/2" Brass Fem NPTF Bulkhead Cplg	1-1/8" Hole Size, 1.5" Long	
207BH8N	RPL NUT FOR 207BH8	Sold in bags of 10 only	
20HF16-B	2 1/2 ISO-B Coupler, 2" NPTF, Brass	200025-20-16	
2110200C	Brass Square Head Plug - 1/8"		
2110400C	Brass Square Head Plug - 1/4"		
2110600C	Brass Square Head Plug - 3/8"		

2110800C	Brass Square Head Plug - 1/2"	
2110910	DRAIN VALVE 3/4" PUSH PULL	BRASS VALVE
2111200C	Brass Square Head Plug - 3/4"	
2130200C	Brass Pipe Cap - 1/8" NPT	
2130200CLF	Brass Pipe Cap - 1/8"	LEAD FREE <= 0.25% Pb
2130400C	Brass Pipe Cap - 1/4" NPT	
2130400CLF	Brass Pipe Cap - 1/4"	LEAD FREE <= 0.25% Pb
2130600C	Brass Pipe Cap - 3/8" NPT	
2130600CLF	Brass Pipe Cap - 3/8"	LEAD FREE <= 0.25% Pb
2130800C	Brass Pipe Cap - 1/2" NPT	
2130800CLF	Brass Pipe Cap - 1/2"	LEAD FREE <= 0.25% Pb
2131200C	Brass Pipe Cap - 3/4" NPT	
2131200CLF	Brass Pipe Cap - 3/4"	LEAD FREE <= 0.25% Pb
2190200C	Brass Hex Socket Plug - 1/8"	
2190400C	Brass Hex Socket Plug - 1/4"	
2190600C	Brass Hex Socket Plug - 3/8"	
2190800C	Brass Hex Socket Plug - 1/2"	
2191200C	Brass Hex Socket Plug - 3/4"	
220FXFBR00000	2" Style 20, FXF, Brass Swivel	
220FXFBR00001	2" Style 20, FXF, Brass Swivel	Food Grade Grease
220FXFBR00002	2" Style 20, FXF, Brass Swivel	Buna Seals & 316SS Ball Bearings
220FXFBR10000	2" Style 20, FXF, Brass Swivel	w/Viton Pressure Seals
220FXFBR11000	2" Style 20, FXF, Brass Swivel	w/Viton Pressure & Dust Seals
220FXFBR11010	2" Style 20, FXF, Brass Swivel	w/VI PR & Dust Seals, 440SS BB
220FXFBR11020	2" Style 20, FXF, Brass Swivel	VI PR & Dust Seals & 316SS BB
220FXFBR20000	2" Style 20, FXF, Brass Swivel	w/PTFE Pressure Seals
220FXFBR21000	2" Style 20, FXF, Brass Swivel	w/TF Pressure & VI Dust Seals
220FXFBR33002	2" Style 20, FXF, Brass Swivel	EPR PR & Dust Seals, Silicone Grease
2280202C	1/8" Female NPTF Brass Pipe Cross,	Extruded
2280404C	1/4" Female NPTF Brass Pipe Cross,	Extruded
2280606C	3/8" Female NPTF Brass Pipe Cross,	Extruded
2280808C	1/2" Female NPTF Brass Pipe Cross,	Extruded
2281212C	3/4" Female NPTF Brass Pipe Cross,	Extruded
230FXFBR00000	2" Style 30, FXF, Brass Swivel	O'Ring Swivel
230FXFBR00010	2" Style 30, FXF, Brass Swivel	Buna Seals & 440SS Ball Bearings
230FXFBR00011	2" Style 30, FXF, Brass Swivel	440SS Ball Bearings & Food Grade GR
230FXFBR00020	2" Style 30, FXF, Brass Swivel	316 Stainless Steel Ball Bearings
230FXFBR10001	2" Style 30, FXF, Brass Swivel	Viton PR Seal & Food Grade Grease
230FXFBR11000	2" Style 30, FXF, Brass Swivels	Viton Pressure & Dust Seals
230FXFBR20000	2" Style 30, FXF, Brass Swivel	w/PTFE Pressure Seal
230FXFBR20020	2" Style 30, FXF, Brass Swivel	TF Pressur Seal & 316 SS BB
230FXFBR21000	2" Style 30, FXF, Brass Swivel	PTFE Pressure & Viton Dust Seals
230FXFBR33002	2" Style 30, FXF, Brass Swivel	EPR PR & Dust Seals, Silicone Grease
230FXFBR60000	2" Style 30, FXF, Brass Swivel	Neoprene Pressure Seal
230FXFBR60001	2" Style 30, FXF, Brass Swivel	Neoprene PR Seal & Food GR Grease
23-270-00034	SWIV F 2-1/2" NST X 3" FNPT	** DOMESTIC **
23-270-00371	2-1/2" FNST SWIV X 3" RIGID FNPT	BRASS ADAPTER -- **DOMESTIC**
23-272-00003	2-1/2" FNPT X 2-1/2" MNST SNGL MALE	OUTLET HEX - POLISHED BRASS DOMEST
23-391-00013	5" X 3" X 3" CONCEALED SIAMESE,	REVERSE CLAPPER, BODY ONLY
23-391-00014	6" X 2.5" X 2.5" CONCEALED SIAMESE	REVERSE CLAPPER, BODY ONLY
240FXFBR00000	2" Style 40, FXF, Brass Swivel	O'Ring
240FXFBR10001	2" Style 40, FXF, Brass Swivel	VI Pressure Seal&Food Grade Grease
24-385-00168	2 HOLE WALL PLATE FOR CONCEALED	FDC AUTO SPRINKLER - CAST BRASS
24-385-00184	2 HOLE WALL PLATE FOR CONCEALED	FDC AUTO SPRINKLER - POL BRASS
24-385-00207	2 HOLE WALL PLATE FOR CONCEALED FDC	STANDPIPE - CAST BRASS
24-385-00209	3 4-1/8 2-WAY RECTANGULAR WALL	PLATE, STANDPIPE, POL/CHR
24-385-00228	2 HOLE WALL PLATE FOR CONCEALED	FDC AUTO SPRK POL BRASS
24-385-00318	2 HOLE WALL PLATE FOR CONCEALED FDC	AUTOSPRINKLER/STANDPIPE - CAST BR
24-405-00046	Plate 4 (9-1/4 Dia) BR Auto Spkr	
24-405-00237	Plate 4 (9 1/4 Dia) No Branding	
250-A-BR	2-1/2" Brass Male Adapter x FNPT	
250ABRB	2 1/2" CAM & GROOVE TYPE A BRASS BS	G250-A-BRBSP
250-C-BR	2-1/2" Brass Fem Cplr x Hose Shank	
250-D-BR	2-1/2" Brass Female Coupler x FNPT	
250DBRB	2 1/2" CAM & GROOVE TYPE D BRASS BS	G250-D-BRBSP
250-E-BR	2-1/2" Brass Male Adapter x Hose	Shank
250-F-BR	2-1/2" Brass Male Adapter x MNPT	
250FBRB	2-1/2"Cam & Groove Type F Brass BSP	from Dixon Group Europe - BSP
250FXFBR00000	2" Style 50, FXF, Brass Swivel	O'Ring
250FXFBR11000	2" Style 50, FXF, Brass Swivel	Viton Pressure & Dust Seals
250FXFBR30002	2" Style 50, FXF, Brass Swivel	w/EPR PR Seal & Silicone Grease
2540600081	6 x 3 4-WAY BRASS BODY BACK,	HORIZONTAL
260FXFBR00000	2" Style 60, FXF, Brass Swivel	Buna Seals
260FXFBR10000	2" Style 60, FXF, Brass Swivel	Viton Pressure Seal
260FXFBR11000	2" Style 60, FXF, Brass Swivel	Viton Pressure & Dust Seals
260FXFBR21001	2" Style 60, FXF, Brass Swivel	TF PR & VI Dust Seal, Food Grade GR
264C-03	3/16" Brass Union Tee	Compression Fitting
268B0402	1/4" Hose ID x 1/8" Male NPTF	Brass Beaded Hose Barb
268B0404	1/4" Hose ID x 1/4" Male NPTF	Brass Beaded Hose Barb
268B0502	5/16" Hose ID x 1/8" Male NPTF	Brass Beaded Hose Barb
268B0504	5/16" Hose ID x 1/4" Male NPTF	Brass Beaded Hose Barb
268B0602	3/8" Hose ID x 1/8" Male NPTF	Brass Beaded Hose Barb
268B0604	3/8" Hose ID x 1/4" Male NPTF	Brass Beaded Hose Barb
268B0606	3/8" Hose ID x 3/8" Male NPTF	Brass Beaded Hose Barb
268B0806	1/2" Hose ID x 3/8" Male NPTF	Brass Beaded Hose Barb
268B0808	1/2" Hose ID x 1/2" Male NPTF	Brass Beaded Hose Barb
268B1008	5/8" Hose ID x 1/2" Male NPTF	Brass Beaded Hose Barb
268B1208	3/4" Hose ID x 1/2" Male NPTF	Brass Beaded Hose Barb
268B1212	3/4" Hose ID x 3/4" Male NPTF	Brass Beaded Hose Barb
269C-0202	1/8" x 1/8" Brass Male Elbow	Compression Fitting
270FXFBR00000	2" Style 70, FXF, Brass Swivel	
2710402C	1/4" Hose ID, 1/8" Male NPTF Swiv x	Push-on Hose Barb, Brass, Dryseal
2710404C	1/4" Hose ID, 1/4" Male NPTF Swiv x	Push-on Hose Barb, Brass, Dryseal
2710404S	NPTF Male Swivel Hose Barb	
2710604C	3/8" Hose ID, 1/4" Male NPTF Swiv x	Push-on Hose Barb, Brass, Dryseal
2710604S	NPTF Male Swivel Hose Barb Stem	
2710606C	3/8" Hose ID, 3/8" Male NPTF Swiv	x Push-on Hose Barb, Brass, Dryseal

2710606CBC	2710606C w/ Brass Cap	
2710606S	NPTF Male Swivel Hose Barb	
2710806C	1/2" Hose ID, 3/8" Male NPTF Swiv	x Push-on Hose Barb, Brass, Dryseal
2710806S	NPTF Male Swivel Hose Barb Stem	
2710808C	1/2" Hose ID, 1/2" Male NPTF Swiv	x Push-on Hose Barb, Brass, Dryseal
2710808S	NPTF Male Swivel Hose Barb Stem	
2711212C	3/4" Hose ID, 3/4" Male NPTF Swiv	x Push-on Hose Barb, Brass, Dryseal
2711212S	NPTF Male Swivel Hose Barb Stem	
2720402C	1/4" Hose ID x 1/8" Male NPTF x	Push-on Hose Barb, Brass, Dryseal
2720402CBC	LOK-ON NPTF M HOSE BARB 1/4" X 1/8"	With Brass Cap
2720402CLF	LOK-ON NPT MHB 1/4" X 1/8"	LEAD FREE <= 0.25% Pb
2720404C	1/4" Hose ID x 1/4" Male NPTF x	Push-on Hose Barb, Brass, Dryseal
2720404CBC	LOK-ON NPTF MHB 1/4"X1/4 W/ BC	
2720404CLF	LOK-ON NPT MHB 1/4" X 1/4"	LEAD FREE <= 0.25% Pb
2720406C	1/4" Hose ID x 3/8" Male NPTF x	Push-on Hose Barb, Brass, Dryseal
2720406CBC	LOK-ON NPTF MHB 1/4" x 3/8" w/ BC	
2720406CBCL	LOK-ON NPTF MHB 1/4" x 3/8" w/ BC	NON CATALOG FITTING - LAWSON
2720502C	5/16" Hose ID x 1/8" Male NPTF x	Push-on Hose Barb, Brass, Dryseal
2720504C	5/16" Hose ID x 1/4" Male NPTF x	Push-on Hose Barb, Brass, Dryseal
2720602C	3/8" Hose ID x 1/8" Male NPTF x	Push-on Hose Barb, Brass, Dryseal
2720602CBC	LOK-ON NPTF M HB 3/8" X 1/8" w/ BC	
2720602CBCL	LOK-ON NPTF M HB 3/8" X 1/8" w/ BC	SPECIAL FOR LAWSON
2720604C	3/8" Hose ID x 1/4" Male NPTF x	Push-on Hose Barb, Brass, Dryseal
2720604CBC	LOK-ON NPTF MHB 3/8" X 1/4" w/ BC	
2720604CLF	LOK-ON NPT MHB 3/8" X 1/4"	LEAD FREE <= 0.25% Pb
2720606C	3/8" Hose ID x 3/8" Male NPTF x	Push-on Hose Barb, Brass, Dryseal
2720606CBC	LOK-ON NPTF MHB 3/8" X 3/8 w/ BC	
2720606CLF	LOK-ON NPT MHB 3/8" X 3/8"	LEAD FREE <= 0.25% Pb
2720608C	3/8" Hose ID x 1/2" Male NPTF x	Push-on Hose Barb, Brass, Dryseal
2720608CBC	LOK-ON NPTF M H B 3/8" X 1/2" W/ BC	
2720608CBCL	LOK-ON NPTF M H B 3/8" X 1/2" W/ BC	NON CATALOG FITTING - LAWSON
2720612C	3/8" Hose ID x 3/4" Male NPTF x	Push-on Hose Barb, Brass, Dryseal
2720612CBC	LOK-ON NPTF M HB 3/8 X 3/4 W/ BC	
2720612CBCL	LOK-ON NPTF M HB 3/8 X 3/4 W/ BC	NON CATALOG FITTING - LAWSON
2720804C	1/2" Hose ID x 1/4" Male NPTF x	Push-on Hose Barb, Brass, Dryseal
2720804CBC	LOK-ON NPTF M HB 1/2" X 1/4" W /BC	
2720804CBCL	LOK-ON NPTF M HB 1/2" X 1/4" W /BC	NON CATALOG FITTING - LAWSON
2720806C	1/2" Hose ID x 3/8" Male NPTF x	Push-on Hose Barb, Brass, Dryseal
2720806CBC	LOK-ON NPTF MHB 1/2" X 3/8" W/ BC	
2720806CLF	LOK-ON NPT MHB 1/2" X 3/8"	LEAD FREE <= 0.25% Pb
2720808C	1/2" Hose ID x 1/2" Male NPTF x	Push-on Hose Barb, Brass, Dryseal
2720808CBC	LOK-ON NPTF M HB 1/2" X 1/2" W/ BC	
2720808CLF	LOK-ON NPT MHB 1/2" X 1/2"	LEAD FREE <= 0.25% Pb
2720812C	1/2" Hose ID x 3/4" Male NPTF x	Push-on Hose Barb, Brass, Dryseal
2720812CBC	LOK-ON NPTF M HB 1/2" X 3/4" W/ BC	
2720812CBCL	LOK-ON NPTF M HB 1/2" X 3/4" W/ BC	SPECIAL FOR LAWSON
2721006C	5/8" Hose ID x 3/8" Male NPTF x	Push-on Hose Barb, Brass, Dryseal
2721006CBC	LOK-ON NPTF M HB 5/8" X 3/8" W/ BC	
2721006CBCL	LOK-ON NPTF M HB 5/8" X 3/8" W/ BC	NON CATALOG FITTING - LAWSON
2721008C	5/8" Hose ID x 1/2" Male NPTF x	Push-on Hose Barb, Brass, Dryseal
2721008CBC	LOK-ON NPTF MHB 5/8" X 1/2" W/ BC	
2721012C	5/8" Hose ID x 3/4" Male NPTF x	Push-on Hose Barb, Brass, Dryseal
2721012CBC	2721012C W/ BRASS CAP	
2721208C	3/4" Hose ID x 1/2" Male NPTF x	Push-on Hose Barb, Brass, Dryseal
2721208CBC	2721208C W/ BRASS CAP	
2721208CBCL	LOK-ON NPTF M HB 3/4" X 1/2" W/ BC	NON CATALOG FITTING - LAWSON
2721212C	3/4" Hose ID x 3/4" Male NPTF x	Push-on Hose Barb, Brass, Dryseal
2721212CBC	LOK-ON NPTF MHB 3/4" X 3/4" W/ BC	
2721612C	1" Hose ID x 3/4" Male NPTF x	Push-on Hose Barb, Brass, Dryseal
2721616C	1" Hose ID x 1" Male NPTF x	Push-on Hose Barb, Brass, Dryseal
2730402C	1/4" Hose ID x 1/8"-27 NPTF, Brass,	90° Push-on HB x Male NPTF Elbow
2730404C	1/4" Hose ID x 1/4"-18 NPTF, Brass,	90° Push-on HB x Male NPTF Elbow
2730602C	3/8" Hose ID x 1/8"-27 NPTF, Brass,	90° Push-on HB x Male NPTF Elbow
2730604C	3/8" Hose ID x 1/4"-18 NPTF, Brass,	90° Push-on HB x Male NPTF Elbow
2730606C	3/8" Hose ID x 3/8"-18 NPTF, Brass,	90° Push-on HB x Male NPTF Elbow
2730806C	1/2" Hose ID x 3/8"-18 NPTF, Brass,	90° Push-on HB x Male NPTF Elbow
273-0808	1/2" Hose ID x 1/2"-14 NPTF, Brass	90° Push-on HB x Male NPTF Elbow
2730808C	1/2" Hose ID x 1/2"-14 NPTF, Brass,	90° Push-on HB x Male NPTF Elbow
2731208C	3/4" Hose ID x 1/2"-14 NPTF, Brass,	90° Push-on HB x Male NPTF Elbow
2731212C	3/4" Hose ID x 3/4"-14 NPTF, Brass,	90° Push-on HB x Male NPTF Elbow
2740402C	1/4" Hose ID x 1/8" Female NPTF x	Push-on Hose Barb, Brass, Dryseal
2740402CBC	LOK-ON NPTF F HB 1/4" X 1/8" W/ BC	
2740402CBCL	LOK-ON NPTF F HB 1/4" X 1/8" W/ BC	SPECIAL FOR LAWSON
2740404C	1/4" Hose ID x 1/4" Female NPTF x	Push-on Hose Barb, Brass, Dryseal
2740404CBC	LOK-ON NPTF F HB 1/4" X 1/4" W/ BC	
2740404CBCL	LOK-ON NPTF F HB 1/4" X 1/4" W/ BC	SPECIAL FOR LAWSON
2740406C	1/4" Hose ID x 3/8" Female NPTF x	Push-on Hose Barb, Brass, Dryseal
2740406CBC	LOK-ON NPTF F HB 1/4" X 3/8" W/ BC	
2740406CBCL	LOK-ON NPTF F HB 1/4" X 3/8" W/ BC	SPECIAL FOR LAWSON
2740502C	5/16" Hose ID x 1/8" Female NPTF x	Push-on Hose Barb, Brass, Dryseal
2740504C	5/16" Hose ID x 1/4" Female NPTF x	Push-on Hose Barb, Brass, Dryseal
2740602C	3/8" Hose ID x 1/8" Female NPTF x	Push-on Hose Barb, Brass, Dryseal
2740602CBC	LOK-ON NPTF F HB -3/8" X 1/8" W/ BC	
2740602CBCL	LOK-ON NPTF F HB -3/8" X 1/8" W/ BC	SPECIAL FOR LAWSON
2740604C	3/8" Hose ID x 1/4" Female NPTF x	Push-on Hose Barb, Brass, Dryseal
2740604CBC	LOK-ON NPTF F HB 3/8" X 1/4" W/ BC	
2740604CBCL	LOK-ON NPTF F HB 3/8" X 1/4" W/ BC	SPECIAL FOR LAWSON
2740606C	3/8" Hose ID x 3/8" Female NPTF x	Push-on Hose Barb, Brass, Dryseal
2740606CBC	LOK-ON NPTF F HB 3/8" X 3/8" W/ BC	
2740606CBCL	LOK-ON NPTF F HB 3/8" X 3/8" W/ BC	SPECIAL FOR LAWSON
2740608C	3/8" Hose ID x 1/2" Female NPTF x	Push-on Hose Barb, Brass, Dryseal
2740608CBC	2740608C w/Brass Cap	
2740612C	3/8" Hose ID x 3/4" Female NPTF x	Push-on Hose Barb, Brass, Dryseal
2740804C	1/2" Hose ID x 1/4" Female NPTF x	Push-on Hose Barb, Brass, Dryseal
2740804CBC	2740804C W/ BRASS CAP	
2740804CBCL	2740804C w/brass cap for Lawson	
2740806C	1/2" Hose ID x 3/8" Female NPTF x	Push-on Hose Barb, Brass, Dryseal

2740806CBC	LOK-ON NPTF F HB 1/2" X 3/8" W/ BC	
2740806CBCL	LOK-ON NPTF F HB 1/2" X 3/8" W/ BC	SPECIAL FOR LAWSON
2740808BC	1/2" Hose ID x 1/2" Female NPTF x	Push-on Hose Barb, Brass, Dryseal
2740808CBC	LOK-ON NPTF F HB 1/2" X 1/2" W/ BC	
2740808CBCL	LOK-ON NPTF F HB 1/2" X 1/2" W/ BC	SPECIAL FOR LAWSON
2740812C	1/2" Hose ID x 3/4" Female NPTF x	Push-on Hose Barb, Brass, Dryseal
2740812CBC	LOK-ON NPTF F HB 1/2" X 3/4" W/ BC	
2740812CBCL	LOK-ON NPTF F HB 1/2" X 3/4" W/ BC	SPECIAL FOR LAWSON
2741006C	5/8" Hose ID x 3/8" Female NPTF x	Push-on Hose Barb, Brass, Dryseal
2741008C	5/8" Hose ID x 1/2" Female NPTF x	Push-on Hose Barb, Brass, Dryseal
2741008CBC	LOK-ON NPTF FHB 5/8" X 1/2" W/ BC	
2741008CBCL	LOK-ON NPTF FHB 5/8" X 1/2" W/ BC	SPECIAL FOR LAWSON
2741208C	3/4" Hose ID x 1/2" Female NPTF x	Push-on Hose Barb, Brass, Dryseal
2741212C	3/4" Hose ID x 3/4" Female NPTF x	Push-on Hose Barb, Brass, Dryseal
2741212CBC	LOK-ON NPTF F HB 3/4" X 3/4" W/ BC	
2741212CBCL	LOK-ON NPTF F HB 3/4" X 3/4" W/ BC	SPECIAL FOR LAWSON
2741612C	1" Hose ID x 3/4" Female NPTF x	Push-on Hose Barb, Brass, Dryseal
2741616C	1" Hose ID x 1" Female NPTF x	Push-on Hose Barb, Brass, Dryseal
2780402C	1/4" Hose ID, 1/8" Fem NPSM Swiv x	Push-on Hose Barb, Brass, Ball Seat
2780402CBC	2780402C W/ BRASS CAP	
2780404C	1/4" Hose ID, 1/4" Fem NPSM Swiv x	Push-on Hose Barb, Brass, Ball Seat
2780404CBC	LOK-ON NPSM F B SWL 1/4" X 1/4 W/BC	
2780404CBCL	LOK-ON NPSM F B SWL 1/4" X 1/4 W/BC	SPECIAL FOR LAWSON
2780406C	1/4" Hose ID, 3/8" Fem NPSM Swiv x	Push-on Hose Barb, Brass, Ball Seat
2780406CBC	LOK-ON NPSM F B SW 1/4 X 3/8 W/ BC	
2780406CBCL	LOK-ON NPSM F B SW 1/4 X 3/8 W/ BC	SPECIAL FOR LAWSON
2780604C	3/8" Hose ID, 1/4" Fem NPSM Swiv x	Push-on Hose Barb, Brass, Ball Seat
2780604CBC	LOK-ON NPSM F B SW 3/8 X 1/4 W/ BC	
2780604CBCL	LOK-ON NPSM F B SW 3/8 X 1/4 W/ BC	SPECIAL FOR LAWSON
2780606C	3/8" Hose ID, 3/8" Fem NPSM Swiv x	Push-on Hose Barb, Brass, Ball Seat
2780606CBC	LOK-ON NPSM F B SW 3/8X 3/8 W/ BC	
2780606CBCL	LOK-ON NPSM F B SW 3/8X 3/8 W/ BC	SPECIAL FOR LAWSON
2780608C	3/8" Hose ID, 1/2" Fem NPSM Swiv x	Push-on Hose Barb, Brass, Ball Seat
2780808C	1/2" Hose ID, 1/2" Fem NPSM Swiv x	Push-on Hose Barb, Brass, Ball Seat
2780808CBC	LOK-ON NPSM F B SW 1/2X 1/2 W/ BC	
2780808CBCL	LOK-ON NPSM F B SW 1/2X 1/2 W/ BC	SPECIAL FOR LAWSON
2780812C	1/2" Hose ID, 3/4" Fem NPSM Swiv x	Push-on Hose Barb, Brass, Ball Seat
2780812CBC	LOK-ON NPSM F B SW 1/2 X 3/4 W/ BC	
2780812CBCL	LOK-ON NPSM F B SW 1/2 X 3/4 W/ BC	SPECIAL FOR LAWSON
2781012C	LOK-ON NPSM F B SW 5/8" X 3/4"	
2781212C	3/4" Hose ID, 3/4" Fem NPSM Swiv x	Push-on Hose Barb, Brass, Ball Seat
2781212CBC	LOK-ON NPSM F B SW 3/4 X 3/4 W/ BC	
2781212CBCL	LOK-ON NPSM F B SW 3/4 X 3/4 W/ BC	SPECIAL FOR LAWSON
2800402C	1/4" Hose ID, 1/8" Fem NPSM Swiv	x Push-on HB, Brass, Gasket Seat
2800402CBC	2800402C W/ BRASS CAP	
2800404C	1/4" Hose ID, 1/4" Fem NPSM Swiv	x Push-on HB, Brass, Gasket Seat
2800404CBC	2800404C W/ BRASS CAP	
2800604C	3/8" Hose ID, 1/4" Fem NPSM Swiv	x Push-on HB, Brass, Gasket Seat
2800604CBC	2800604C W/ BRASS CAP	
2800606C	3/8" Hose ID, 3/8" Fem NPSM Swiv	x Push-on HB, Brass, Gasket Seat
2800606CBC	2800606C W/ BRASS CAP	
2800608C	3/8" Hose ID, 1/2" Fem NPSM Swiv	x Push-on HB, Brass, Gasket Seat
2800608CBC	2800608C w/ Brass Cap	
2800808C	1/2" Hose ID, 1/2" Fem NPSM Swiv	x Push-on HB, Brass, Gasket Seat
2800808CBC	2800808C W/ BRASS CAP	
2801008C	5/8" Hose ID, 1/2" Fem NPSM Swiv	x Push-on HB, Brass, Gasket Seat
2801212C	3/4" Hose ID, 3/4" Fem NPSM Swiv	x Push-on HB, Brass, Gasket Seat
2801212CBC	2801212C WITH BRASS CAP	
2820407C	1/4" Hose ID, 7/16"-20 UNF Thread	x Male 45° SAE x Push-on HB, Brass
2820407CBC	LOK-ON SAE M HB 1/4" X 7/16" W/ BC	
2820408C	1/4" Hose ID, 1/2"-20 UNF Thread	x Male 45° SAE x Push-on HB, Brass
2820408CBC	LOK-ON SAE M HB 1/4" X 1/2" W/ BC	
2820610C	3/8" Hose ID, 5/8"-18 UNF Thread	x Male 45° SAE x Push-on HB, Brass
2820610CBC	LOK-ON SAE M HB 3/8" X 5/8 W/ BC	
2820812C	1/2" Hose ID, 3/4"-16 UNF Thread	x Male 45° SAE x Push-on HB, Brass
2820812CBC	LOK-ON SAE M HB 1/2 X 3/4 W/ BC	
2820812CBCL	LOK-ON SAE M HB 1/2 X 3/4 W/ BC	SPECIAL FOR LAWSON
2821014C	5/8" Hose ID, 7/8"-14 UNF Thread	x Male 45° SAE x Push-on HB, Brass
2821014CBC	2821014C w/Brass Cap	
2821217C	3/4" Hose ID, 1-1/16"-14 UNF Thd	x Male 45° SAE x Push-on HB, Brass
2821217CBC	LOK-ON SAE M HB 3/4 X 1-1/16 W/BC	
2821217CBCL	LOK-ON SAE M HB 3/4 X 1-1/16 W/BC	SPECIAL FOR LAWSON
2840410C	1/4" Hose ID, 5/8"-18 UNF Thread	x Fem 45° SAE Swiv x Push-on HB, Br
2840410CBC	LOK-ON SAE F SW 1/4X 5/8-18 W/ BC	
2840410CBCL	LOK-ON SAE F SW 1/4X 5/8-18 W/ BC	SPECIAL FOR LAWSON
2840510C	5/16" Hose ID, 5/8"-18 UNF Thread	x Fem 45° SAE Swiv x Push-on HB, Br
2840610C	3/8" Hose ID, 5/8"-18 UNF Thread	x Fem 45° SAE Swiv x Push-on HB, Br
2840610CBC	LOK-ON SAE F SWL B 3/8 X 3/8 W/ BC	
2841217C	3/4" Hose ID, 1-1/16"-14 UNF Thd	x Fem 45° SAE Swiv x Push-on HB, Br
2841217CBC	LOK-ON SAE F SW 3/4 X 1-1/16 W/ BC	
2841217CBCL	LOK-ON SAE F SW 3/4 X 1-1/16 W/ BC	Lawson Special
2860407C	1/4" Hose ID x 7/16"-20 UNF Thread	Male 37° JIC x Push-on HB, Brass
2860407CBC	LOK-ON JIC M HB 1/4" X 7/16-20 W/BC	
2860407CBCL	LOK-ON JIC M HB 1/4" X 7/16-20 W/BC	SPECIAL FOR LAWSON
2860408C	1/4" Hose ID x 1/2"-20 UNF Thread	Male 37° JIC x Push-on HB, Brass
2860409C	1/4" Hose ID x 9/16"-18 UNF Thread	Male 37° JIC x Push-on HB, Brass
2860409CBC	LOK-ON JIC M HB 1/4 X 9/16-18 W/ BC	
2860409CBCL	LOK-ON JIC M HB 1/4 X 9/16-18 W/ BC	SPECIAL FOR LAWSON
2860609C	3/8" Hose ID x 9/16"-18 UNF Thread	Male 37° JIC x Push-on HB, Brass
2860609CBC	LOK-ON JIC M HB 3/8 X 9/16 W/ BC	
2860609CBCL	LOK-ON JIC M HB 3/8 X 9/16 W/ BC	SPECIAL FOR LAWSON
2860812C	1/2" Hose ID x 3/4"-16 UNF Thread	Male 37° JIC x Push-on HB, Brass
2860812CBC	LOK-ON JIC M HB 1/2 X 3/4-16 W/ BC	
2860812CBCL	LOK-ON JIC M HB 1/2 X 3/4-16 W/ BC	SPECIAL FOR LAWSON
2861014C	5/8" Hose ID x 7/8"-14 UNF Thread	Male 37° JIC x Push-on HB, Brass
2861014CBC	2861014C w/ Brass Cap	
2861217C	3/4" Hose ID x 1-1/16"-12 UNF Thd	Male 37° JIC x Push-on HB, Brass

2861217CBC	LOK-ON JIC M HB 3/4 X 1 1/16 W/ BC	
2861217CBCL	LOK-ON JIC M HB 3/4 X 1 1/16 W/ BC	
287-0407	1/4" Hose ID x 7/16-20 UNF Thd, Br	SPECIAL FOR LAWSON
2870407C	1/4" Hose ID x 7/16-20 UNF Thd, Br	F 45° SAE, 37° JIC Swiv x PushOn HB
2870407CBC	LOKON SAE/JIC F SW 1/4 X 7/16-20 BC	F 45° SAE/37° JIC Swiv x PushOn HB
2870407CENP	LOK-ON SAE/JIC FEMALE SWIVEL	W/ ELECTROLESS NICKEL PLATING
2870407T	LOK-ON SAE/JIC FEMALE SWIVEL	CRIMPED, NO CAP
2870407TENP	LOK-ON SAE/JIC FEMALE SWIVEL	
2870408C	1/4" Hose ID x 1/2"-20 UNF Thd, Br,	F 45° SAE/37° JIC Swiv x PushOn HB
2870408CBC	LOKON SAE/JIC F SWL 1/4 X 1/2-20 BC	
2870608C	3/8" Hose ID x 1/2"-20 UNF Thd, Br	F 45° SAE/37° JIC Swiv x PushOn HB
2870612C	3/8" Hose ID x 3/4"-16 UNF Thd, Br,	F 45° SAE/37° JIC Swiv x PushOn HB
2870612CBC	LOKON SAE/JIC F SWL 3/8 X 3/4-16 BC	
287-0812	1/2" Hose ID x 3/4"-16 UNF Thd, Br	F 45° SAE, 37° JIC Swiv x PushOn HB
2870812C	1/2" Hose ID x 3/4"-16 UNF Thd, Br,	F 45° SAE/37° JIC Swiv x PushOn HB
2870812CBC	LOKON SAE/JIC FEM S 1/2 X 3/4-16 BC	
2870814C	1/2" Hose ID x 7/8"-14 UNF Thd, Br,	F 45° SAE/37° JIC Swiv x PushOn HB
2870814CBC	LOKON SAE/JIC F SW 1/2 X 7/8-14 BC	
2870814CBCL	LOKON SAE/JIC F SW 1/2 X 7/8-14 BC	SPECIAL FOR LAWSON
287-1014	5/8" Hose ID x 7/8"-14 UNF Thd, Br	F 45° SAE, 37° JIC Swiv x PushOn HB
2871014C	5/8" Hose ID x 7/8"-14 UNF Thd, Br,	F 45° SAE/37° JIC Swiv x PushOn HB
2871014CBC	LOKON SAE/JIC F SW 5/8 X 7/8-14 BC	
2871014CBCL	LOKON SAE/JIC F SW 5/8 X 7/8-14 BC	SPECIAL FOR LAWSON
2871214C	LOKON SAE/JIC F SW 3/4 X 7/8-14	SPECIAL ORDER
2871214CBC	LOKON SAE/JIC F SW 3/4 X 7/8-14 BC	
2871214CBCL	LOKON SAE/JIC F SW 3/4 X 7/8-14 BC	SPECIAL FOR LAWSON
2880409C	1/4" Hose ID x 9/16"-5 UNF Thd	Fem 37° JIC Swiv x Push-on HB, Br
2880409CBC	LOKON JIC F SWV 1/4 X 9/16-18 BC	
2880409CBCL	LOKON JIC F SWV 1/4 X 9/16-18 BC	SPECIAL FOR LAWSON
2880509C	5/16" Hose ID x 9/16"-18 UNF Thread	Fem 37° JIC Swiv x Push-on HB, Br
288-0609	3/8" Hose ID x 9/16"-18 UNF Thread	Fem 37° JIC Swiv x Push-on HB, Br
2880609C	3/8" Hose ID x 9/16"-18 UNF Thread	Fem 37° JIC Swiv x Push-on HB, Br
2880609CBC	LOKON JIC F SWV 3/8 X 9/16-18 BC	
2880809C	1/2" Hose ID x 9/16"-18 UNF Thread	Fem 37° JIC Swiv x Push-on HB, Br
288-1217	3/4" Hose ID x 1-1/16"-12 UNF Thd	Fem 37° JIC Swiv x Push-on HB, Br
2881217C	3/4" Hose ID x 1-1/16"-12 UNF Thd	Fem 37° JIC Swiv x Push-on HB, Br
2881217CBC	LOKON JIC F SWL 3/4 X 1-1/16 BC	
2881217CBCL	LOKON JIC F SWL 3/4 X 1-1/16 BC	SPECIAL FOR LAWSON
2881621C	1" Hose ID x 1-5/16"-12 UNF Thd	Fem 37° JIC Swiv x Push-on HB, Br
2900406C	1/4" Hose ID x 3/8"-24 UNF4944 Thd	Male SAE Swiv x Push-on HB, Brass
2900406CBC	LOKON SAE INV.FL.M SW 1/4 x 3/8-24	W/ BRASS CAP
2900407C	1/4" Hose ID x 7/16"-24 UNF4944 Thd	Male SAE Swiv x Push-on HB, Brass
2900407CBC	LOKON SAE INV.FL.M SWV 1/4X 7/16-24	W/ BRASS CAP
2900408C	1/4" Hose ID x 1/2"-20 UNF4944 Thd	Male SAE Swiv x Push-on HB, Brass
2900408CBC	LOKON SAE INV.FL.M SWV 1/4X 1/2-20	W/ BRASS CAP
2900508C	5/16" Hose ID x 1/2"-20 UNF4944 Thd	Male SAE Swiv x Push-on HB, Brass
2900510C	5/16" Hose ID x 5/8"-18 UNF4944 Thd	Male SAE Swiv x Push-on HB, Brass
2900608C	3/8" Hose ID x 1/2"-20 UNF4944 Thd	Male SAE Swiv x Push-on HB, Brass
2900608CBC	2900608C W/ BRASS CAP	
2900610C	3/8" Hose ID x 5/8"-18 UNF4944 Thd	Male SAE Swiv x Push-on HB, Brass
2900610CBC	LOKON SAE INV.FL.M SWV 3/8X 5/8-18	W/ BRASS CAP
2900812C	1/2" Hose ID x 3/4"-18 UNF4944 Thd	Male SAE Swiv x Push-on HB, Brass
2900812CBC	LOKON SAE INV.FL.M SWV 1/2 X3/4-18	W/ BRASS CAP
2900812CBCL	LOKON SAE INV.FL.M SWV 1/2 X3/4-18	W/ BRASS CAP LAWSON SPECIAL
2901014C	5/8" Hose ID x 7/8"-18 UNF4944 Thd	Male SAE Swiv x Push-on HB, Brass
2901014CBC	LOKON SAE INV.FL.M SWV 5/8 X7/18-18	W/ BRASS CAP
2901014CBCL	LOKON SAE INV.FL.M SWV 5/8 X7/18-18	W/ BRASS CAP LAWSON SPECIAL
2920406C	1/4" Hose ID x 3/8"-24 UNF Thread	Rigid F SAE x Push-on Hose Barb, Br
2920406CBC	LOKON SAE INV.FL. FEM 1/4" X 3/8-24	W/ BRASS CAP
2920407C	1/4" Hose ID x 7/16"-24 UNF Thread	Rigid F SAE x Push-on Hose Barb, Br
2920407CBC	LOKON SAE INV.FL. FEM 1/4 X7/16-24	W/ BRASS CAP
2920408C	1/4" Hose ID x 1/2"-20 UNF Thread	Rigid F SAE x Push-on Hose Barb, Br
2920408CBC	LOKON SAE INV.FL. FEM 1/4 X1/2-20	WITH BRASS CAP
2920508C	5/16" Hose ID x 1/2"-20 UNF Thread	Rigid F SAE x Push-on Hose Barb, Br
2920608C	3/8" Hose ID x 1/2"-20 UNF Thread	Rigid F SAE x Push-on Hose Barb, Br
2920608CBC	LOKON SAE INV.FL. FEM 3/8 X1/2-20	W/ BRASS CAP
2920608CBCL	LOKON SAE INV.FL. FEM 3/8 X1/2-20	W/ BRASS CAP LAWSON SPECIAL
2920610C	3/8" Hose ID x 5/8"-18 UNF Thread	Rigid F SAE x Push-on Hose Barb, Br
2920610CBC	LOKON SAE INV.FL. FEM 3/8 X5/8-18	W/ BRASS CAP
2920812C	1/2" Hose ID x 3/4"-18 UNF Thread	Rigid F SAE x Push-on Hose Barb, Br
2920812CBC	LOKON SAE INV.FL. FEM 1/2 X 3/4-18	W/ BRASS CAP
2920812CBCL	NON CATALOG FITTING - LAWSON	W/ BRASS CAP LAWSON SPECIAL
2940403C	1/4" Hose ID x 3/16" Tube OD, Brass	Rigid Tube x Push-on Hose Barb
2940403CBC	2940403C W/ BRASS CAP	
2940404C	1/4" Hose ID x 1/4" Tube OD, Brass,	Rigid Tube x Push-on Hose Barb
2940404CBC	2940404C W/ BRASS CAP	
2940405C	1/4" Hose ID x 5/16" Tube OD, Brass	Rigid Tube x Push-on Hose Barb
2940405CBC	2940405 W/ BRASS CAP	
2940606C	3/8" Hose ID x 3/8" Tube OD, Brass,	Rigid Tube x Push-on Hose Barb
2940606CBC	2940606C W/ BRASS CAP	
2940808C	1/2" Hose ID x 1/2" Tube OD, Brass,	Rigid Tube x Push-on Hose Barb
2940808CBC	2940808C W/ BRASS CAP	
2941010C	5/8" Hose ID x 5/8" Tube OD, Brass,	Rigid Tube x Push-on Hose Barb
2941010CBC	2941010C W/ BRASS CAP	
2941212C	3/4" Hose ID x 3/4" Tube OD, Brass,	Rigid Tube x Push-on Hose Barb
2941212CBC	2941212C w/Brass Cap	
294M0406MBC	294M0406M w/Brass Cap	
294M0408MBC	294M0408M w/Brass Cap	
294M0610MBC	294M0610M w/Brass Cap	
294M0612MBC	294M0612M w/Brass Cap	
294M0815MBC	294M0815M w/Brass Cap	
294M1018MBC	294M1018M w/Brass Cap	
294M1222MBC	294M1222M w/Brass Cap	
2960404C	1/4" Hose ID Brass Push-On Hose	Mender
2960404CBC	LOK-ON HOSE SPLICER 1/4" X 1/4"	W/ BRASS CAP
2960505C	5/16" Hose ID Brass Push-On Hose	Mender
2960606C	3/8" Hose ID Brass Push-On Hose	Mender

2960606CBC	LOK-ON HOSE SPLICER 3/8" X 3/8" BC	W/ BRASS CAP	
2960808C	1/2" Hose ID Brass Push-On Hose	Mender	
2960808CBC	LOK-ON HOSE SPLICER 1/2" X 1/2"	W/ BRASS CAP	
2961010C	5/8" Hose ID Brass Push-On Hose	Mender	
2961010CBC	LOK-ON HOSE SPLICER 5/8" X 5/8"	W/ BRASS CAP	
2961212C	3/4" Hose ID Brass Push-On Hose	Mender	
2961212CBC	LOK-ON HOSE SPLICER 3/4" X 3/4"	W/ BRASS CAP	
2961616C	1" Hose ID Brass Push-On Hose	Mender	
2AE2-B	1/4" HI-PRESS COUPL, 1/4" X 1/2" RE		850426
2AE2-B-BV	1/4" HI-PRESS COUPL, 1/4" X 1/2" RE		
2AE2-B-E	1/4" HI-PRESS COUPL, 1/4" X 1/2" RE	201096-2	
2AE2-B-SV	1/4" HI-PRESS COUP, SS VALVE		450465
2AF1-B	1/4" HI-PRESS COUPLER, 1/8" NPTF		850412
2AF1-B-BV	1/4" HI-PRESS COUPLER, 1/8" NPTF		420676
2AF2-B	1/4" HI-Press Coupler x 1/4" NPTF	A Series Quick Connect, Brass	
2AF2-B-BV	1/4" HI-PRESS COUPLER, 1/4" NPTF		420589
2AF2-B-C1	1/4" HI-PRESS COUPLER, 1/4" NPTF	200590-2	
2AF2-B-E	1/4" HI-PRESSURE COUP, 1/4" NPTF	201215-2	
2AF2-B-LS	1/4" HI-PRESS COUPLER, 1/4" NPTF		
2AF2-B-LS-C1	1/4" HI-PRESS COUPLER, 1/4" NPTF	200777-2	
2AF2-B-SV	1/4" HI-PRESS COUPLER, 1/4" NPTF		450727
2AL3-B-BV	1/4" IND COUPLER, 3/8"X3/4" REUS BR		450608
2AM1-B	1/4" HI-PRESS COUPLER, 1/8" M-NPTF		850404
2AM1-B-BV	1/4" HI-PRESS COUPLER, 1/8" M-NPTF		410102
2AM1-B-C1	1/4" HI-PRESS COUPLER, 1/8" M-NPTF	200591-2-1	
2AM2-B	1/4" HI-Press Coupler x 1/4" MNPT	A Series Quick Connect, Brass	
2AM2-B-C1	1/4" HI-PRESS COUPLER, 1/4" M-NPTF	200591-2	
2AM2-B-E	1/4" HI-PRESS COUPLER, 1/4" M-NPTF	200606-2	
2AM2-B-SV	1/4" HI-PRESS COUPLER, 1/4" M-NPTF		450861
2AM3-B	1/4" HI-PRESS COUPLER, 3/8" M-NPTF		850410
2AS1-B	1/4" HI-PRESS COUPLER, 1/8" BARB	200292-2-1	
2AS2-B	1/4" HI-Press Coupler x 1/4" Barb	A Series Quick Connect, Brass	
2AS2-B-C1	1/4" HI-PRESS COUPLER, 1/4" BARB	200628-2	
2AS2-B-SV	1/4" HI-PRESS COUP, SS VALVE	200501-2	
2AS3-B	1/4" HI-PRESS COUPLER, 3/8" BARB		850424
2CJBF2-B	1/4" HI-FLO COUPLER, 1/4" BSPP BRAS	200655-2	
2CJBF3-B	1/4" HI-FLO COUPLER, 3/8" BSPP BRAS	200655-2-3	
2CJBM2-B	1/4" HI-FLO COUPLER, 1/4" BSPT BRAS	200657-2	
2CJBM3-B	1/4" HI-FLO COUPLER, 3/8" BSPT BRAS	200657-2-3	
2CJF2-B	1/4" HI-FLO COUPLER, 1/4" NPTF BRAS	200654-2	
2CJF3-B	1/4" HI-FLO COUPLER, 3/8" NPTF BRAS	200654-2-3	
2CJM2-B	1/4" HI-FLO COUPLER, 1/4" M-NPTF BR	200656-2	
2CJM3-B	1/4" HI-FLO COUPLER, 3/8" M-NPTF BR	200656-2-3	
2CJS2-B	1/4" HI-FLO COUPLER, 1/4" BARB BRAS	200658-2	
2CJS3-B	1/4" HI-FLO COUPLER, 3/8" BARB BRAS	200658-2-3	
2CM4B2-B	1/4 Mold Coupler,1/4 NPTF 45 Valved	200208-2	
2CM4B2-B-E	1/4 Mold Coup,1/4 NPTF 45 Unvalved	200205-2	
2CM4B3-B	1/4" MOLD COUP, 3/8" NPTF 45 VALVED	200208-2-3	
2CM4B3-B-E	1/4" MOLD COUP, 3/8" P-LOC 45 UNVAL	200205-2-3	
2CM4S2.5-B	1/4" MOLD COUP, 5/16" BARB 45 VALVE	200235-225	
2CM4S2.5-B-E	1/4" MOLD COUP, 5/16" BARB 45 UNVAL	200232-225	
2CM4S2-B	1/4 Mold Coupler,1/4 Barb 45 Valved	200235-2	
2CM4S2-B-E	1/4 Mold Coup,1/4 Barb 45 Unvalved	200232-2	
2CM4S3-B	1/4" MOLD COUP, 3/8" BARB 45 VALVED	200235-2-3	
2CM4S3-B-E	1/4" MOLD COUP, 3/8" BARB 45 UNVALV	200232-2-3	
2CM9B2-B	1/4 Mold Coupler,1/4 P-Loc 90 Valve	200209-2	
2CM9B2-B-E	1/4" MOLD COUP, 1/4" P-LOC 90 UNVAL	200206-2	
2CM9B3-B	1/4" MOLD COUP, 3/8 P-LOC 90 VALVED	200209-2-3	
2CM9B3-B-E	1/4" MOLD COUP, 3/8" P-LOC 90 UNVAL	200206-2-3	
2CM9S2.5-B	1/4" MOLD COUP, 5/16" BARB 90 VALVE	200236-225	
2CM9S2.5-B-E	1/4" MOLD COUP, 5/16" BARB 90 UNVAL	200233-225	
2CM9S2-B	1/4" MOLD COUP, 1/4" BARB 90 VALVED	200236-2	
2CM9S2-B-E	1/4" MOLD COUP, 1/4" BARB 90 UNVALV	200233-2	
2CM9S3-B	1/4" MOLD COUP, 3/8" BARB 90 VALVED	200236-2-3	
2CM9S3-B-E	1/4" MOLD COUP, 3/8" BARB 90 UNVALV	200233-2-3	
2CMB2-B	1/4" MOLD COUP, 1/4" P-LOC VALVED	200207-2	
2CMB2-B-E	1/4" MOLD COUP, 1/4" P-LOC UNVALVED	200204-2	
2CMB3-B	1/4" MOLD COUP, 3/8" P-LOC VALVED	200207-2-3	
2CMB3-B-E	1/4" MOLD COUP, 3/8" P-LOC UNVALVED	200204-2-3	
2CMF1-B	1/4" MOLD COUP, 1/8" NPTF, VALVED	200566-2-1	
2CMF1-B-E	1/4" MOLD COUP, 1/8" NPTF, UNVALVED	200300-2-1	
2CMF1-B-E-LS	1/4" MOLD COUP, 1/8" NPTF, UNVALVED	200482-2-1	
2CMF2-B-E	1/4" MOLD COUP, 1/4" NPTF, UNVALVED	200300-2	
2CMPC-B	1/4" CM Brass Pressure Plug	270026-2	
2CMS2.5-B	1/4" MOLD COUP, 5/16" BARB VALVED	200234-225	
2CMS2.5-B-E	1/4" MOLD COUP, 5/16" BARB UNVALVED	200231-225	
2CMS2-B	1/4" MOLD COUP, 1/4" BARB VALVED	200234-2	
2CMS2-B-E	1/4" MOLD COUP, 1/4" BARB UNVALVED	200231-2	
2CMS3-B	1/4" MOLD COUP, 3/8" BARB VALVED	200234-2-3	
2CMS3-B-E	1/4" MOLD COUP, 3/8" BARB UNVALVED	200231-2-3	
2DB2-B	1/4" IND COUPLER, 1/4" P-LOC, BRASS		850778
2DB3-B	1/4" IND COUPLER, 3/8" P-LOC, BRASS		850779
2DB3-B-LS	1/4" IND COUPLER, 3/8" P-LOC, BRASS	201172-2-3	
2DBF2-B	1/4" IND COUPLER, 1/4" BSPP, BRASS	200361-2	
2DBF3-B	1/4" IND COUPLER, 3/8"BSPP, BRASS	200361-2-3	
2DBM2-B	1/4" IND COUPLER, 1/4" M-BSPT, BRAS	200902-2	
2DBM3-B	1/4" IND COUPLER, 3/8" M-BSPP	200902-2-3	
2DE2-B	1/4" IND COUPLER, 1/4" X 1/2" REUSE		850488
2DE2-B-LS	1/4" IND COUP, 1/4" REUSABLE BARB	201196-2	
2DF1-B	1/4" IND COUPLER, 1/8" NPTF, BRASS		850478
2DF1-B-LS	1/4" IND COUPLER, 1/8" NPTF, BRASS	200368-2-1	
2DF2-B	1/4" IND COUPLER, 1/4" NPTF, BRASS		850480
2DF2-B-BV	1/4" IND COUPLER, 1/4" NPTF, BRASS	200432-2	
2DF2-B-BV-LS	1/4" IND COUPLER, 1/4" NPTF, BRASS	200464-2	
2DF2-B-C1	1/4" IND COUP, 1/4" NPTF, OXY CLEAN	200709-2	
2DF2-B-E	1/4" IND COUPLER, 1/4" NPTF	200429-2	
2DF2-B-LS	1/4" IND COUPLER, 1/4" NPTF, BRASS	200368-2	

2DF2-B-LS-C1	1/4" IND COUP, 1/4" NPTF, OXY CLEAN	201177-2	
2DF2-B-SV	1/4" IND COUPLER, 1/4" NPTF, BRASS	200465-2	
2DF3-B	1/4" IND COUPLER, 3/8" NPTF, BRASS		850482
2DF3-B-BV	1/4" IND COUPLER, 3/8" NPTF, BRASS	200432-2-3	
2DF3-B-E-LS	1/4" IND COUPLER, 3/8" NPTF, BRASS	200736-2-3	
2DF3-B-LS	1/4" IND COUPLER, 3/8" NPTF, BRASS	200368-2-3	
2DF3-B-LS-C1	1/4" IND COUPLER, 3/8" NPTF	201177-2-3	
2DH2-B	1/4" IND COUPLER, 1/4" X 5/8" REUSE		850490
2DH2-B-BV	1/4" IND COUPLER, 1/4" X 5/8" REUSE		420759
2DH2-B-LS	1/4" IND COUPLER, 1/4" X 5/8" REUSE	200923-2-H2	
2DK3-B	1/4" IND COUPLER, 3/8" X 11/16" REU		850492
2DK3-B-LS	1/4" IND COUPLER, 3/8" X 11/16" REU		858300
2DL3-B	1/4" IND COUPLER, 3/8" X 3/4" REUSE		850494
2DM1-B	1/4" IND COUPLER, 1/8" M-NPTF, BRAS		850472
2DM1-B-BV	1/4" IND COUPLER, 1/8" M-NPTF, BRAS	200461-2-1	
2DM2-B	1/4" IND COUPLER, 1/4" M-NPTF, BRAS		850474
2DM2-B-BV	1/4" IND COUPLER, 1/4" M-NPTF, BRAS		450414
2DM2-B-BV-LS	1/4" IND COUPLER, 1/4" M-NPTF, BRAS	200487-2	
2DM2-B-E	1/4" IND COUPLER, 1/4" M-NPTF, BRAS	200740-2	
2DM2-B-LS	1/4" IND COUPLER, 1/4" M-NPTF, BRAS	200369-2	
2DM2-B-SV	1/4" IND COUPLER, 1/4" M-NPTF, BRAS		450379
2DM3-B	1/4" IND COUPLER, 3/8" M-NPTF, BRAS		850476
2DM3-B-BV	1/4" IND COUPLER, 3/8" M-NPTF, BRAS	200461-2-3	
2DM3-B-LS	1/4" IND COUPLER, 3/8" M-NPTF, BRAS	200369-2-3	
2DS2.5-B	1/4" IND COUPLER, 5/16" BARB BRASS	200714-2-2.5	
2DS2-B	1/4" IND COUPLER, 1/4" BARB, BRASS		850484
2DS2-B-BV	1/4" IND COUPLER, 1/4" BARB, BRASS	200460-2	
2DS2-B-LS	1/4" IND COUPLER, 1/4" BARB, BRASS	200430-2	
2DS3-B	1/4" IND COUPLER, 3/8" BARB, BRASS		850486
2DS3-B-BV	1/4" IND COUPLER, 3/8" BARB, BRASS	200460-2-3	
2DS3-B-E	1/4" IND COUPLER, 3/8" BARB, BRASS		
2DS3-B-LS	1/4" IND COUPLER, 3/8" BARB, BRASS	200430-2-3	
2DS3-B-SV	1/4" IND COUPLER, 3/8" BARB, BRASS	200466-2-3	
2EBF2-B	1/4" STR8-THRU COU, 1/4" BSPP	200346-2	
2EF2-B	1/4" STR8-THRU COUP, 1/4" NPTF, BRA	200079-2	
2EF2-B-LS	1/4" STR8-THRU COUP, 1/4" NPTF, BRA	200093-2	
2EM2-B	1/4" S.T. COUPLER, 1/4" M-NPTF, BRA	200080-2	
2EM2-B-LS	1/4" STR8-THRU COUP, 1/4" M-NPTF, BRASS	200094-2	
2ES2-B	1/4" Brass Std Hose Barb Coupler		
2FB2-B	1/4" IND COUPLER, 1/4" P-LOC, BRASS		420813
2FB2-B-BS	1/4 Ind Coup, Brass SLV, 1/4" P-Loc	420813-B5	
2FB2-B-BV-B5	1/4" IND COUPLER, 1/4" P-LOC, BRASS	200145-2	
2FB2-B-E	1/4" IND COUPLER, 1/4" P-LOC, BRASS	200989-2	
2FB3-B	1/4" IND COUPLER, 3/8" P-LOC, BRASS		420814
2FB3-B-B5	1/4 Ind Coup, Brass SLV, 3/8" P-Loc	420814-B5	
2FB3-B-BV-B5	1/4" IND COUPLER, 3/8" P-LOC, BRASS	200145-2-3	
2FBF1-B	1/4" IND COUPLER, 1/8" BSPP, BRASS	200362-2-1	
2FBF2-B	1/4" IND COUPLER, 1/4" BSPP, BRASS	200362-2	
2FBF3-B	1/4" IND COUPLER, 3/8" BSPP, BRASS	200362-2-3	
2FBM2-B	1/4" IND COUPLER, 1/4" BSPT, BRASS	200648-2	
2FBM3-B	1/4" IND COUPLER, 3/8" BSPT, BRASS	200648-2-3	
2FF1-B	1/4" IND COUPLER, 1/8" NPTF, BRASS		420808
2FF1-B-B5	1/4" IND COUPLER, 1/8" NPTF, BRASS	200454-2-1	
2FF1-B-BV-B5	1/4" IND COUPLER, 1/8" NPTF, BRASS	200143-2-1	
2FF1-B-E	1/4" IND COUPLER, 1/8" NPTF, BRASS	200401-2-1	
2FF1-B-SV	1/4" IND COUPLER, 1/8" NPTF, BRASS	200718-2-1	
2FF2-B	1/4" IND COUPLER, 1/4" NPTF, BRASS		420809
2FF2-B/D2F2	1/4" IND COUPLER, 1/4" IND NIPPLE	140079-2	
2FF2-B/D2M2	1/4" IND COUPLER, 1/4" IND NIPPLE	140160-2	
2FF2-B-BLS	1/4" IND COUPLER, 1/4" NPTF, BRASS	200653-2	
2FF2-B-B5	1/4" IND COUP, BRASS SLEEVE, 1/4" N	420809-B5	
2FF2-B-BV	1/4" IND COUPLER, 1/4" NPTF, BRASS	200825-2	
2FF2-B-BV-B5	1/4" IND COUPLER, BRASS V & S		420908
2FF2-B-BV-LS	1/4" IND COUPLER, 1/4" NPTF, BRASS	200997-2	
2FF2-B-C1	1/4" IND COUPLER, 1/4" NPTF, BRASS	200760-2	
2FF2-B-E	1/4" IND COUPLER, 1/4" NPTF, BRASS	200401-2	
2FF2-B-E-B5	1/4" IND COUPLER, 1/4" NPTF, BRASS	200888-2	
2FF2-B-LS	1/4" IND COUPLER, 1/4" NPTF, BRASS	200367-2	
2FF2-B-SV-B5	1/4" IND COUPLER, 1/4" NPTF, BRASS	201068-2	
2FF2-B-XS	1/4" IND COUPLER, 1/4" NPTF, BRASS	200635-2	
2FF3-B	1/4" IND COUPLER, 3/8" NPTF BRASS		420810
2FF3-B-B5	1/4" IND COU, 3/8" NPT, BRASS SL	200454-2-3	
2FF3-B-BV-B5	1/4" IND COUP, BRASS VAL & SLE	200143-2-3	
2FF3-B-LS	1/4" IND COUPLER, 3/8" NPTF, BRASS	200367-2-3	
2FM1-B	1/4" IND COUPLER, 1/8" M-NPTF, BRASS		420805
2FM1-B-BV-B5	1/4" IND COUPLER, 1/8" M-NPTF, BRASS		
2FM1-B-E	1/4" IND MANUAL COUP, 1/8" NPTF	200796-2-1	
2FM2-B	1/4" IND COUPLER, 1/4" M-NPTF, BRAS		420806
2FM2-B/D2F2	1/4" IND COUPLER, 1/4" IND NIPPLE	140162-2	
2FM2-B/D2M2	1/4" IND COUPLER, 1/4" IND NIPPLE	140161-2	
2FM2-B-B5	1/4" IND COUP, BRASS SLV, 1/4" MALE	420806-B5	
2FM2-B-BV	1/4" IND COUPLER, 1/4" M-NPTF, BRAS	200774-2	
2FM2-B-BV-B5	1/4" IND COUPLER, BRASS V & S		420907
2FM2-B-C1	1/4" IND COUPLER, 1/4" M-NPTF, BRAS	200761-2	
2FM2-B-E	1/4" IND COUPLER, 1/4" M-NPTF, BRAS	200796-2	
2FM2-B-LS	1/4" IND COUPLER, 1/4" M-NPTF, BRAS	W/locking Sleeve (dc21)	
2FM3-B	1/4" IND COUPLER, 3/8" M-NPTF, BRAS		420807
2FM3-B-B5	1/4" IND COUP, BRASS SLV, 3/8" NPT	420807-B5	
2FM3-B-BV-B5	1/4" IND COUPLER, 3/8" M-NPTF, BRAS	200142-2-3	
2FM3-B-C1	1/4" IND COUPLER, 3/8" M-NPTF, BRAS	200761-2-3	
2FM3-B-LS	1/4" IND COUPLER, 3/8" M-NPTF, BRAS	200366-2-3	
2FS2.5-B	1/4" IND COUPLER, 5/16" BARB, BRASS	200565-2-2.5	
2FS2.5-B-B5-10	1/4" IND COUPLER, 5/16" BARB, BRASS		
2FS2.5-B-BV-B5	1/4" IND COUP, 5/16" HOSE BARB	200144-2-2.5	
2FS2-B	1/4" IND COUPLER, 1/4" BARB, BRASS		420811
2FS2-B-BLS	1/4" IND COU, BRASS LOCK SLEEVE	200539-2	
2FS2-B-B5	1/4" IND COU, 1/4" BARB, BRASS SL	200339-2	

2FS2-B-BV-BS	1/4" IND COUPLER, 1/4" BARB, BRASS	200144-2	
2FS2-B-LS	1/4" IND COUPLER, 1/4" BARB, BRASS	200476-2	
2FS3-B	1/4" IND COUPLER, 3/8" BARB, BRASS		420812
2FS3-B-BS	1/4" IND COU, 3/8" BARB, BRASS SL	200339-2-3	
2FS3-B-BV-BS	1/4" IND COUP, 3/8" BARB, BR VSL	200144-2-3	
2FS3-B-E	1/4" IND COUPLER, 3/8" BARB, BRASS	200259-2-3	
2FS3-B-LS	1/4" IND COUPLER, 3/8" BARB, BRASS	200476-2-3	
2HF2-B	1/4" ISO-B COUPLER, 1/4" BSPP, BRAS	200210-2	
2HF2-B	1/4" ISO-B COUPLER, 1/4" NPTF, BRAS	200025-2	
2HF2-B-C1	1/4" ISO-B COUP, 1/4" NPTF, BRASS	201138-2	
2HF2-B-E	1/4" ISO-B COUPLER, 1/4" NPTF, BRAS	200013-2	
2HF2-B-E-LS	1/4" ISO-B COUP, 1/4" NPTF, UNVALVE	201208-2	
2HF2-B-LS	1/4" ISO-B COUPLER, 1/4" NPTF, BRAS	200150-2	
2HF2-B-SV	1/4" ISO-B COU, BRASS, SSVL	200158-2	
2HF2-B-SV-LS	1/4" ISO-B COUPLER, 1/4" NPTF, BRAS	200603-2	
2HF2-B-SV-LS-C1	1/4" ISO-B COUPLER, 1/4" NPTF, BRAS	200941-2	
2HF2-B-VA	1/4" ISO-B COUPLER, 1/4" NPTF	200536-2	
2HSF2-B	1/4" STEAM COUPLER, 1/4" NPTF	200005-2	
2JB2-B	1/4" TRUFLATE COUPLER, 1/4" P-LOC		420796
2JB2-B-BV-BS	1/4" TRUFLATE COUPLER, 1/4" P-LOC	200413-2	
2JB3-B	1/4" TRUFLATE COUPLER, 3/8" P-LOC		420795
2JB3-B-BS	1/4" TRUFLATE COUPLER, 3/8" P-LOC	200387-2-3	
2JBF2-B	1/4" TRUFLATE COUPLER, 1/4" BSPP	200364-2	
2J-BRKIT	Repair Kit for 2J, Brass	140146-2	
2JF1-B	1/4" TRUFLATE COUPLER, 1/8" NPTF		420802
2JF2-B	1/4" TRUFLATE COUPLER, 1/4" NPTF		420803
2JF2-B-BFS	1/4" TRUFLATE COUPLER, 1/4" NPTF	200809-2	
2JF2-B-BS	1/4" TRUFLATE COUPLER, 1/4" NPTF	200388-2	
2JF2-B-BV	1/4" TRUFLATE COUPLER, 1/4" NPTF	200773-2	
2JF2-B-BV-BFS	1/4" TRUFLATE COUPLER, 1/4" NPTF	200281-2	
2JF2-B-BV-BS	1/4" TRUFLATE, BRASS VAL & SL		420910
2JF2-B-LS	1/4" TRUFLATE COUPLER, 1/4" NPTF	200970-2	
2JF3-B	1/4" TRUFLATE COUPLER, 3/8" NPTF		420804
2JF3-B-BFS	1/4" TRUFLATE COUPLER, 3/8" NPTF	200809-2-3	
2JF3-B-BS	1/4" TRUFLATE COUPLER, 3/8" NPTF	200388-2-3	
2JM1-B	1/4" TRUFLATE COUPLER, 1/8" M-NPTF		420799
2JM2-B	1/4" TRUFLATE COUPLER, 1/4" M-NPTF		420800
2JM2-B-BS	1/4" TRUFLATE COUPLER, 1/4" M-NPTF	200386-2	
2JM2-B-BV	1/4" TRUFLATE COUPLER, 1/4" M-NPTF	200808-2	
2JM2-B-BV-BFS	1/4" TRUFLATE COUPLER, 1/4" M-NPTF	200467-2	
2JM2-B-BV-BS	1/4" TRUFLATE, BRASS VAL & SL		420909
2JM3-B	1/4" TRUFLATE COUPLER, 3/8" M-NPTF		420801
2JS2.5-B	1/4" TRUFLATE COUPLER, 5/16" BARB	200344-225	
2JS2.5-B-BV-BS	1/4" TRUFLATE COUPLER, 5/16" BARB	200469-2-2.5	
2JS2-B	1/4" TRUFLATE COUPLER, 1/4" BARB		420797
2JS2-B-BV	1/4" TRUFLATE COUPLER, 1/4" BARB	200885-2	
2JS2-B-BV-BS	1/4" TRUFLATE COUPLER, 1/4" BARB	200469-2	
2JS3-B	1/4" TRUFLATE COUPLER, 3/8" BARB		420798
2JS3-B-BV-BS	1/4" TRUFLATE COU, BR VAL/SLE	200469-2-3	
2LF2-B	Lincoln Coupler, 1/4" NPT, Brass	200716-2	
2LM2-B	Lincoln Coupler, 1/4" M-NPT, Brass	200717-2	
2MF2-B	1/4" ARO MAN COUP, 1/4" NPT BRASS	200696-2	
2MF3-B	1/4" ARO MAN COUP, 3/8" NPT BRASS	200696-2-3	
2MM2-B	1/4" ARO MAN COUP, 1/4" M-NPT BRASS	200697-2	
2MM3-B	1/4" ARO MAN COUP, 3/8" M-NPT BRASS	200697-2-3	
2MS2-B	1/4" ARO MAN COUP, 1/4" BARB BRASS	200698-2	
2MS3-B	1/4" ARO MAN COUP, 3/8" BARB BRASS	200698-2-3	
2UB2-B	1/4" UNI COUPLER, 1/4" P-LOC BRASS	200683-2	
2UB3-B	1/4" UNI COUPLER, 3/8" P-LOC BRASS	200683-2-3	
2UF2-B	1/4" UNI COUPLER, 1/4" NPTF BRASS	Old part# 2XF2-B	
2UF2-B-E-LS	1/4" UNI COUPLER, 1/4" NPTF BRA LS	200751-2	
2UF2-B-LS	1/4" UNI COUPLER, 1/4" NPTF BRA LS	200748-2	
2UF3-B	1/4" UNI COUPLER, 3/8" NPTF BRASS	200678-2-3	
2UF3-B-E-LS	1/4" UNI COUPLER, 3/8" NPTF BRASS	200751-2-3	
2UM2-B	1/4" UNI COUPLER, 1/4" M-NPTF BRASS	200680-2	
2UM2-B-E-LS	1/4" UNI COUPLER, 1/4" M-NPTF BRASS	200752-2	
2UM2-S	Obsolete DO NOT USE	200782-2	
2UM3-B	1/4" UNI COUPLER, 3/8" M-NPTF BRASS	200680-2-3	
2UM3-B-E-LS	1/4" UNI COUPLER, 3/8" M-NPTF BRASS	200752-2-3	
2US2-B	1/4" UNI COUPLER, 1/4" BARB BRASS	200682-2	
2US2-B-LS	1/4" UNI COUPLER, 1/4" BARB BRASS	200750-2	
2US3-B	1/4" UNI COUPLER, 3/8" BARB BRASS	200682-2-3	
2VBF2-B	1/4" H-STYLE COUPL, 1/4" BSPP, BRAS	200266-2	
2VBF2-B-E	1/4" H-COUPLER, 1/4" BSPP, BRASS, U	200249-2	
2VBF2-B-E-LS	1/4" H-STYLE COUP, 1/4" NPTF	201008-2	
2VF2-B	1/4" H-STYLE COUPL, 1/4" NPTF, BRAS	200041-2	
2VF2-B-E	1/4" H-COUPLER, 1/4" NPTF, BRASS, U	200247-2	
2VF2-B-E-LS	1/4" H-COUPLER, 1/4" NPTF, BRASS, U	200320-2	
2VF2-B-LS	1/4" H-STYLE COUPL, 1/4" NPTF, BRAS	200326-2	
2VF2-B-TV-LS	1/4" H-STYLE COUPL, 1/4" NPTF, BRAS	201075-2	
2VM2-B	1/4" H-STYLE COUP, 1/4" M-NPTF, BRA	200265-2	
2VM2-B-E	1/4" H-STYLE COUP, 1/4" MNPT, BRASS	200248-2	
2WCA4025F-C	4 NPT X (2) 2.5 NST AS POL/CHR STRT	DBL CLPR CONCEALED SIAMESE ASSEMBLY	
2WCA4025F-P	4 NPT X (2) 2.5 NST AS POL STRAIGHT	DBL CLPR CONCEALED SIAMESE ASSEMBLY	
2WCA4025F-SP-C	4 NPT X (2) 2.5 NST SP POL/CHR STRT	DBL CLPR CONCEALED SIAMESE ASSEMBLY	
2WCA4025F-SP-P	4 NPT X (2) 2.5 NST SP POL STRAIGHT	DBL CLPR CONCEALED SIAMESE ASSEMBLY	
2WCA4030F-P	4 NPT X (2) 3 NST AS POL STRAIGHT	DBL CLPR CONCEALED SIAMESE ASSEMBLY	
2WCA6025F-C	6 NPT X (2) 2.5 NST AS POL/CHR STRT	DBL CLPR CONCEALED SIAMESE ASSEMBLY	
2WCA6025F-P	6 NPT X (2) 2.5 NST AS POL STRAIGHT	DBL CLPR CONCEALED SIAMESE ASSEMBLY	
2WCA6025F-SP-C	6 NPT X (2) 2.5 NST SP POL/CHR STRT	DBL CLPR CONCEALED SIAMESE ASSEMBLY	
2WCA6025F-SP-P	6 NPT X (2) 2.5 NST SP POL STRAIGHT	DBL CLPR CONCEALED SIAMESE ASSEMBLY	
2WSA4025F	4 X 2.5 TWO-WAY SIDEWALK ASMBL W/	BODY, 2 PLUGS, SLV, PLATE, CAST BR	
2WSA4025F-C	4 X 2.5 TWO-WAY ASMBL Auto Sprink W	BODY, 2 PLUGS, SLV, PLATE, Pol Chro	
2WSA4025F-P	4 X 2.5 TWO-WAY ASMBL Auto Sprink W	BODY, 2 PLUGS, SLV, PLATE, Pol Bras	
2WSA4025F-SP	4 X 2.5 TWO-WAY ASMBL Standpipe W/	BODY, 2 PLUGS, SLV, PLATE, CAST BR	
2WSA4025F-SP-C	4 X 2.5 TWO-WAY ASMBL Standpipe W/	BODY, 2 PLUGS, SLV, PLATE, Pol Chro	
2WSA4025F-SP-P	4 X 2.5 TWO-WAY ASMBL Standpipe W/	BODY, 2 PLUGS, SLV, PLATE, Pol Bras	

2WSA6025F	6 X 2.5 TWO-WAY ASMBL Auto Sprink W	BODY, 2 PLUGS, SLV, PLATE, CAST BR
2WSA6025F-C	6 X 2.5 TWO-WAY ASMBL Auto Sprink W	BODY, 2 PLUGS, SLV, PLATE, Pol Chro
2WSA6025F-P	6 X 2.5 TWO-WAY ASMBL Auto Sprink W	BODY, 2 PLUGS, SLV, PLATE, Pol Bras
2WSA6025F-SP	6 X 2.5 TWO-WAY ASMBL STANDPIPE	BODY, 2 PLUGS, SLV, PLATE, CAST BR
2WSA6025F-SP-C	6 X 2.5 TWO-WAY ASMBL STANDPIPE	BODY, 2 PLUGS, SLV, PLATE, Pol Chro
2WSA6025F-SP-P	6 X 2.5 TWO-WAY ASMBL STANDPIPE	BODY, 2 PLUGS, SLV, PLATE, Pol Bras
30007100	TUBE CUTTER FOR 1/8" TO 1/2" AND	4MM TO 14MM RESILENT PLASTIC TUBING
30080411	5/32" X 1/8" NPT Fem Branch Tee	
30080414	Legris Fitting	
30080814	Legris Fitting	
30085311	1/8X1/8 FEMALE TEE TUBE TO NPT	
30085611	1/4 X 1/8 FEM BRANCH TEE	
30085614	1/4 x 1/4 Female Branch Tee	
30086014	Legris Fitting	
30086218	Legris Fitting	
30090411	5/32" x 1/8" FNPT Nylon/Plated Bras	Swivel Elbow - Stock Qty Only
30090414	5/32 x 1/4 FNPT Nylon/Plated Brass	Swivel Elbow, Tube to Female NPT
30090811	5/16 x 1/8 FNPT Nylon/Plated Brass	Swivel Elbow, Tube to Female NPT
30090814	5/16 x 1/4 FNPT Nylon/Plated Brass	Swivel Elbow, Tube to Female NPT
30095311	1/8" x 1/8" FNPT Nylon/Plated Brass	Swivel Elbow, Tube to Female NPT
30095611	1/4" x 1/8" FNPT Nylon/Plated Brass	Swivel Elbow, Tube to Female NPT
30095614	1/4" x 1/4" FNPT Nylon/Plated Brass	Swivel Elbow, Tube to Female NPT
30096014	3/8" x 1/4" FNPT Nylon/Plated Brass	Swivel Elbow, Tube to Female NPT
30096218	1/2" x 3/8" FNPT Nylon/Plated Brass	Swivel Elbow, Tube to Female NPT
300-AA-BR	3" Brass Spool Adapter	
300-A-BR	3" Brass Male Adapter x Female NPT	
300ABRB	3" CAM & GROOVE TYPE A BRASS BSP	G300-A-BRBSB
300-B-BR	3" Brass Female Coupler x Male NPT	
300-C-BR	3" Brass Fem Cplr x Hose Shank	
300-D-BR	3" Brass Female Coupler x FNPT	
300DBRB	3" CAM & GROOVE TYPE D BRASS BSP	G300-D-BRBSB
300-DC-BR	3" Brass Dust Cap	
300DC-LBR	3" Brass Lockable Dust Cap	
300-DP-BR	3" Brass Dust Plug	
300-E-BR	3" Brass Male Adapter x Hose	Shank
300-F-BR	3" Brass Male Adapter x Male NPT	
300FBRB	3" CAM&GROOVE TYPE F BRASS BSP	G300-F-BRBSB
300-H-BR	BRONZE HANDLE FORGI	NG BRASS ALLOY 377 B-124
300H-PADBR	3" and 4" Brass Paddle Handle for	Dixon Couplings, Pins Not Included
300-HR325P-BR	3" thur 5" Brass Handle Ass'y	
300-HR-BR	3" BRONZE HANDLE W/ RING	
300-HRP-BR	3" thru 5" Brass Handle Ass'y	Rpl for ACAR34BZ
300-LH-BR	3" Brass Locking Handle for Dixon	Dust Caps
300-PH-BR	3" BRASS PADDLE HANDLE	
300-PH-BRNBH	3" PADDLE HANDLES NO HOLES	
300-TCA-BR	3" Brass Tank Car Adapter	Standard RR Tank Car Thread
30140411	Brass 5/32" Tube x 1/8" FNPT	Push-In Female Connector
30140414	Brass 5/32" Tube x 1/4" FNPT	Push-In Female Connector
30140811	Brass 5/16" Tube x 1/8" FNPT	Push-In Female Connector
30140814	Brass 5/16" Tube x 1/4" FNPT	Push-In Female Connector
30145311	Brass 1/8" Tube x 1/8" FNPT	Push-In Female Connector
30145314	Brass 1/8" Tube x 1/4" FNPT	Push-In Female Connector
30145511	3/16" X 1/8" FEM STRAIGHT CONN.	
30145514	3/16" X 1/4" FEM STRAIGHT CONN.	
30145611	Brass 1/4" Tube x 1/8" FNPT	Push-In Female Connector
30145614	Brass 1/4" Tube x 1/4" FNPT	Push-In Female Connector
30146011	Brass 3/8" Tube x 1/8" FNPT	Push-In Female Connector
30146014	Brass 3/8" Tube x 1/4" FNPT	Push-In Female Connector
30146018	Brass 3/8" Tube x 3/8" FNPT	Push-In Female Connector
30146218	1/2" od x 3/8" npt female connector	nickel-plated brass
30146222	1/2" female connector nickel plated	brass
30180410	4mm od X1/8bspt single banjo	nickel plated brass, nylon body
30180411	Legris Fitting	
30180610	Legris Fitting	
30180613	Legris Fitting	
30180810	Legris Fitting	
30180813	8mm od x 1/4" bspt single banjo	
30180817	Legris Fitting	
30181013	Legris Fitting	
30181017	SINGLE BANJO	
30181213	Legris Fitting	
30181217	Legris Fitting	
30185611	1/4 X 1/8 SINGLE BANJO TUBE	
30185614	1/4 X 1/4 SINGLE BANJO TUBE	
30185618	Legris Fitting	
30186014	3/8 X 1/4 SINGLE BANJO TUBE	
30186018	Legris Fitting	
3020202C	1/8" NPTF, 90° Female Pipe Elbow,	Brass, Extruded
3020404C	1/4" NPTF, 90° Female Pipe Elbow,	Brass, Extruded
3020404CLF	90° UNION ELBOW 1/4" X 1/4"	LEAD FREE
3020606C	3/8" NPTF, 90° Female Pipe Elbow,	Brass, Extruded
3020606CLF	90° UNION ELBOW 3/8" X 3/8"	LEAD FREE
3020808C	1/2" NPTF, 90° Female Pipe Elbow,	Brass, Extruded
3020808CLF	90° UNION ELBOW 1/2" X 1/2"	LEAD FREE
3020-DA-BR	3" Brass Reducer Coupler x 2"	Adapter
3021212C	3/4" NPTF, 90° Female Pipe Elbow,	Brass, Extruded
3021212CLF	90 DEGREE UNION ELBOW 3/4" X 3/4"	LEAD FREE <= 0.25% Pb
3040202C	1/8" Male NPTF x 1/8" Female NPTF,	90° Brass Street Elbow, Extruded
3040202CLF	90 DEGREE STREET ELBOW 1/8" X 1/8"	LEAD FREE <= 0.25% Pb
3040402C	1/4" Female NPTF x 1/8" Male NPTF,	90° Brass Street Elbow, Extruded
3040404C	1/4" Male NPTF x 1/4" Female NPTF,	90° Brass Street Elbow, Extruded
3040404CLF	90° STREET ELBOW 1/4" X 1/4"	LEAD FREE
3040604C	3/8" Female NPTF x 1/4" Male NPTF,	90° Brass Street Elbow, Extruded
3040606C	3/8" Male NPTF x 3/8" Female NPTF,	90° Brass Street Elbow, Extruded
3040606CLF	90° STREET ELBOW 3/8" X 3/8"	LEAD FREE
3040806C	1/2" Female NPTF x 3/8" Male NPTF,	90° Brass Street Elbow, Extruded
3040808C	1/2" Male NPTF x 1/2" Female NPTF,	90° Brass Street Elbow, Extruded

3040808CLF	90° STREET ELBOW 1/2" X 1/2"	LEAD FREE
3040-DA-BR	3" Brass Reducer Coupler x 4"	Adapter
3041208C	3/4" Female NPTF x 1/2" Male NPTF,	90° Brass Street Elbow, Extruded
3041212C	3/4" Male NPTF x 3/4" Female NPTF,	90° Brass Street Elbow, Extruded
304D0404C	1/F DOT TUBE TEE	
3060202C	1/8" Male NPTF x 1/8" Female NPTF,	45° Brass Street Elbow, Extruded
3060404C	1/4" Male NPTF x 1/4" Female NPTF,	45° Brass Street Elbow, Extruded
3060606C	3/8" Male NPTF x 3/8" Female NPTF,	45° Brass Street Elbow, Extruded
3060808C	1/2" Male NPTF x 1/2" Female NPTF,	45° Brass Street Elbow, Extruded
3061212C	3/4" Male NPTF x 3/4" Female NPTF,	45° Brass Street Elbow, Extruded
30910410	SELF SEALING MALE FTG	
30910610	SELF SEALING MALE FTG	
30910810	Legris Fitting	
30910813	Self Sealing Male Fitting	
30911017	Legris Fitting	
31010309	MALE CONNECTOR	
31010319	MALE CONNECTOR	
31010409	male connector 4mm X M3x0.5 BSPP	nickel plated brass w/o ring seal
31010410	4mm Tube x 1/8" BSPP, Nickel Plated	Brass Push-In Male Connector
31010413	4mm x g1/4 bsp/ metric nickel	plated brass male connector
31010419	4mm Tube x M5 Thread, Nickel Plated	Brass Push-In Male Connector
31010455	MALE CONNECTOR	
31010610	6mm Tube x 1/8" BSPP, Nickel Plated	Brass Push-In Male Connector
31010613	6mm Tube x 1/4" BSPP, Nickel Plated	Brass Push-In Male Connector
31010617	MALE CONNECTOR	
31010619	6mm Tube x M5 Thread, Nickel Plated	Brass Push-In Male Connector
31010621	MALE CONNECTOR	
31010655	MALE CONNECTOR	
31010810	8mm Tube x 1/8" BSPP, Nickel Plated	Brass Push-In Male Connector
31010813	8mm Tube x 1/4" BSPP, Nickel Plated	Brass Push-In Male Connector
31010817	MALE CONNECTOR	
31010821	8mm od x 1/2" bsp nickel plated	brass male connector
31011013	10mm Tube x 1/4" BSPP	Brass Push-In Male Connector
31011017	10mm x G3/8 bsp/ metric nickel	plated brass male connector
31011021	MALE CONNECTOR	
31011213	MALE CONNECTOR	
31011217	MALE CONNECTOR	
31011221	Legris Fitting	
31011417	MALE CONNECTOR	
31011421	14MM X G 1/2 MALE CONNECTOR	NICKEL PLATED
31011617	Legris Fitting	
31011621	MALE CONNECTOR 16MM OD X	1/2" BSPT
31020400	5/32" Nylon Body Union Elbow	Tube to Tube Push-In Fitting
31020400DOT	5/32" Brass Push-In D.O.T. Union	Elbow
31020406	Legris Fitting	
31020456	UNEQUAL UNION ELBOW 5/32" X 1/4"	NYLON BODY
31020600	6mm x 6mm Tube OD, Nylon Body	Push-In Tube to Tube Union Elbow
31020608	Legris Fitting	
31020800	5/16" Nylon Body Union Elbow	Tube to Tube Push-In Fitting
31020810	Legris Fitting	
31021000	10mm x 10mm Tube OD, Nylon Body	Push-In Tube to Tube Union Elbow
31021012	UNEQUAL UNION ELBOW	
31021200	12MM UNION ELBOW TUBE TO TUBE	
31021400	14mm nylon union elbow push to	connect
31021600	UNION ELBOW	
31025300	1/8" Nylon Body Union Elbow	Tube to Tube Push-In Fitting
31025356	Legris Fitting	
31025500	3/16" Nylon Union Elbow	
31025500DOT	3/16" Brass D O T Union Elbow	Stock Qty Only
31025600	1/4" Nylon Body Union Elbow	Tube to Tube Push-In Fitting
31025600-4	31025600 IN BAGS OF 4 FOR AMAZON	
31025600DOT	1/4" Brass Push-In D.O.T. Union	Elbow
31026000	3/8" Nylon Body Union Elbow	Tube to Tube Push-In Fitting
31026000DOT	3/8" Brass Push-In D.O.T. Union	Elbow
31026056	STRAIGHT REDUCER	
31026062	Legris Fitting	
31026200	1/2" Nylon Body Union Elbow	Tube to Tube Push-In Fitting
31026200DOT	1/2" Brass Push-In D.O.T. Union	Elbow
31030410	MALE RUN TEE	
31030411	5/32" Tube x 1/8" MNPT Nylon/Plated	Brass Push-In Male Run Tee
31030413	44MMX R 1/4 MALE STUD RUN TEE	
31030414	5/32" Tube x 1/4" MNPT Nylon/Plated	Brass Push-In Male Run Tee
31030420	5/32" Tube x 10-32 UNF Nylon/Plated	Brass Push-In Male Run Tee
31030610	6MM X 1/8 TUBE TO BSPT MALE RUN TEE	
31030613	6MM X 1/4 TUBE TO BSPT MALE RUN TEE	
31030810	8MM X 1/8 BSP TEE	
31030811	5/16" Tube x 1/8" MNPT Nylon/Plated	Brass Push-In Male Run Tee
31030813	Legris Fitting	
31030814	5/16" Tube x 1/4" MNPT Nylon/Plated	Brass Push-In Male Run Tee
31030817	Legris Fitting	
31030818	5/16" Tube x 3/8" MNPT Nylon/Plated	Male Swivel Tee Stock Qty Only
31031013	Legris Fitting	
31031017	Legris Fitting	
31031021	Legris Fitting	
31031213	Legris Fitting	
31031217	Legris Fitting	
31031221	Legris Fitting	
31031417	Legris Fitting	
31031421	Legris Fitting	
31035308	1/8" Tube x 1/16" MNPT Nylon/Plated	Brass Push-In Male Run Tee
31035311	1/8" Tube x 1/8" MNPT Nylon/Plated	Brass Push-In Male Run Tee
31035320	1/8" Tube x 10-32 UNF Nylon/Plated	Brass Push-In Male Run Tee
31035511	Legris Fitting	
31035511DOT	3/16" Tube OD x 1/8" MNPT Brass	Push-In D.O.T. Male Run Tee
31035611	1/4" Tube x 1/8" MNPT Nylon/Plated	Brass Push-In Male Run Tee
31035611DOT	1/4" Tube OD x 1/8" MNPT Brass	Push-In D.O.T. Male Run Tee
31035614	1/4" Tube x 1/4" MNPT Nylon/Plated	Brass Push-In Male Run Tee

31035614DOT	1/4" Tube OD x 1/4" MNPT Brass	Push-In D.O.T. Male Run Tee
31035618	1/4" Tube x 3/8" MNPT Nylon/Plated	Brass Push-In Male Run Tee
31035618DOT	1/4" Tube OD x 3/8" MNPT Brass	Push-In D.O.T. Male Run Tee
31036011	3/8" Tube x 1/8" MNPT Nylon/Plated	Brass Push-In Male Run Tee
31036014	3/8" Tube x 1/4" MNPT Nylon/Plated	Brass Push-In Male Run Tee
31036014DOT	3/8" Tube OD x 1/4" MNPT Brass	Push-In D.O.T. Male Run Tee
31036018	3/8" Tube x 3/8" MNPT Nylon/Plated	Brass Push-In Male Run Tee
31036018DOT	3/8" Tube OD x 3/8" MNPT Brass	Push-In D.O.T. Male Run Tee
31036022	3/8" Tube x 1/2" MNPT Nylon/Plated	Male Swivel Tee Stock Qty Only
31036022DOT	3/8" Tube OD x 1/2" MNPT Brass	Push-In D.O.T. Male Run Tee
31036214	1/2" Tube x 1/4" MNPT Nylon/Plated	Brass Push-In Male Run Tee
31036214DOT	1/2" Tube OD x 1/4" MNPT Brass	Push-In D.O.T. Male Run Tee
31036218	1/2" Tube x 3/8" MNPT Nylon/Plated	Brass Push-In Male Run Tee
31036218DOT	1/2" Tube OD x 3/8" MNPT Brass	Push-In D.O.T. Male Run Tee
31036222	1/2" Tube x 1/2" MNPT Nylon/Plated	Brass Push-In Male Run Tee
31036222DOT	1/2" Tube OD x 1/2" MNPT Brass	Push-In D.O.T. Male Run Tee
31040300	Legris Fitting	
31040400	5/32" Nylon Tube to Tube Union Tee	Push-In Fitting
31040400DOT	5/32" Brass Push-In D.O.T.	Union Tee
31040406	Legris Fitting	
31040456	Legris Fitting	
31040600	6mm x 6mm Tube OD, Nylon Body	Push-In Tube to Tube Union Tee
31040604	Legris Fitting	
31040608	Legris Fitting	
31040800	5/16" Nylon Tube to Tube Union Tee	Push-In Fitting
31040806	Legris Fitting	
31040810	Legris Fitting	
31041000	10mm x 10mm Tube OD, Nylon Body	Push-In Tube to Tube Union Tee
31041008	Legris Fitting	
31041012	Legris Fitting	
31041200	12MM TEE	
31041210	Legris Fitting	
31041400	Legris Fitting	
31041600	UNION TEE	
31041612	Legris Fitting	
31045300	1/8" Nylon Tube to Tube Union Tee	Push-In Fitting
31045356	Legris Fitting	
31045500	3/16" tube union tee	push connect
31045500DOT	3/16" Brass Push-In D.O.T.	Union Tee
31045600	1/4" Nylon Tube to Tube Union Tee	Push-In Fitting
31045600-4	31045600 IN BAGS OF 4 FOR AMAZON	
31045600DOT	1/4" Brass Push-In D.O.T.	Union Tee
31045604	Legris Fitting	
31045653	Legris Fitting	
31045660	1/4 X 3/8 UNEQUAL TEE	TUBE TO TUBE TO TUBE
31046000	3/8" Nylon Tube to Tube Union Tee	Push-In Fitting
31046000DOT	3/8" Brass Push-In D.O.T.	Union Tee
31046056	UNEQUAL TEE 3/8X1/4	
31046062	Legris Fitting	
31046200	1/2" Nylon Tube to Tube Union Tee	Push-In Fitting
31046200DOT	1/2" Brass Push-In D.O.T.	Union Tee
31046256	1/2X1/4 UNEQUAL TEE	TUBE TO TUBE TO TUBE
31046260	Legris Fitting	
31060300	Legris Fitting	
31060304	Legris Fitting	
31060400	5/32" Nylon Tube to Tube Union	Push-In Fitting
31060400DOT	5/32" Brass D.O.T. Push-In Union	
31060406	4mm x 6mm Tube OD, Nylon Body Union	Push-In Tube to Tube Union
31060408	Legris Fitting	
31060456	UNEQUAL UNION	
31060600	6mm x 6mm Tube OD, Nylon Body	Push-In Tube to Tube Union
31060608	TUBE X TUBE 6MM X 8MM	
31060610	LEGRIS	
31060800	5/16" Nylon Tube to Tube Union	Push-In Fitting
31060810	8mmx10mm Unequal Union Tube To Tube	
31060812	Legris Fitting	
31061000	10mm x 10mm Tube OD, Nylon Body	Push-In Tube to Tube Union
31061012	10mm X 12mm Unequal Union	
31061200	12MM UNION TUBE TO TUBE	
31061214	Legris Fitting	
31061400	Legris Fitting	
31061600	STRAIGHT UNION	
31065300	1/8" Nylon Tube to Tube Union	Push-In Fitting
31065304	UNEQUAL UNION	
31065356	1/8 X 1/4 UNEQUAL UNION NYLON BODY	
31065500	LEGRIS FITTING	
31065500DOT	3/16" Brass D.O.T. Push-In Union	
31065600	1/4" Nylon Tube to Tube Union	Push-In Fitting
31065600-4	31065600 IN BAGS OF 4 FOR AMAZON	
31065600DOT	1/4" Brass D.O.T. Push-In Union	
31065608	Legris Fitting	
31066000	3/8" Nylon Tube to Tube Union	Does Not Qualify for NAFTA
31066000DOT	3/8" Brass D.O.T. Push-In Union	
31066056	LEGRIS UNION 3/8" OD X 1/4" OD	
31066062	3/8" x 1/2" unequal union nylon	body
31066200	1/2" Nylon Tube to Tube Union	Push-In Fitting
31066200DOT	1/2" Brass D.O.T. Push-In Union	
31070400	Legris Fitting	
31070406	Legris Fitting	
31070600	Legris Fitting	
31070604	Legris Fitting	
31070608	Legris Fitting	
31070800	Legris Fitting	
31070806	Legris Fitting	
31075600	Legris Fitting	
31080410	4mm Tube x 1/8" M-BSPT Nylon/ Brass	Push-In Male Swivel Branch Tee
31080411	5/32" Tube x 1/8" MNPT Nylon/Plated	Brass Male Swivel Branch Tee

31080411DOT	STOCK QTY ONLY	5/32" Tubex 1/8" MNPT Br Tee, D.O.T.
31080413	4mm Tube x 1/4" M-BSPT Nylon/Brass	Push-In Male Swivel Branch Tee
31080414	5/32" Tube x 1/4" MNPT Nylon/Plated	Brass Male Swivel Branch Tee
31080414DOT	STOCK QTY ONLY	5/32" Tubex 1/4" MNPT Br M TEE DOT
31080420	5/32" Tube x 10-32 UNF Nylon/Plated	Brass Male Swivel Branch Tee
31080610	6mm Tube x 1/8" M-BSPT Nylon/Brass	Push-In Male Swivel Branch Tee
31080611	Legris Fitting	
31080613	6mm Tube x 1/4" M-BSPT Nylon/Brass	Push-In Male Swivel Branch Tee
31080614	6mm od x 1/4" male npt male branch	tee nylon body
31080810	8mm Tube x 1/8" M-BSPT Nylon/Brass	Push-In Male Swivel Branch Tee
31080811	5/16" Tube x 1/8" MNPT Nylon/Plated	Brass Male Swivel Branch Tee
31080813	8mm Tube x 1/4" M-BSPT Nylon/Brass	Push-In Male Swivel Branch Tee
31080814	5/16" Tube x 1/4" MNPT Nylon/Plated	Brass Male Swivel Branch Tee
31080817	Legris Fitting	
31080818	5/16" Tube x 3/8" MNPT Nylon/Plated	Brass Male Swivel Branch Tee
31081013	MALE BRANCH TEE 10MM OD X 1/4 BSPT	
31081014	Legris Fitting	
31081017	10MM X R3/8 BSPT MALE BRANCH TEE	
31081018	10MM X 3/8" MALE TEE	
31081021	Legris Fitting	
31081022	Legris Fitting	
31081213	Legris Fitting	
31081217	Legris Fitting	
31081218	Legris Fitting	
31081221	12MM OD X 1/2 BSPT MALE BRANCH TEE	
31081222	Legris Fitting	
31081417	Legris Fitting	
31081421	Legris Fitting	
31085308	1/8" Tube x 1/16" MNPT Nylon/Plated	Male Swivel Tee Stock Qty Only
31085310	MALE BRANCH TEE	
31085311	1/8" Tube x 1/8" MNPT Nylon/Plated	Brass Male Swivel Branch Tee
31085314	1/8" tube X 1/4" npt tee	push connect
31085320	1/8" Tube x 10-32 UNF Nylon/Plated	Brass Male Swivel Branch Tee
31085510	MALE BRANCH TEE	
31085511	3/16" TUBE X 1/8" NPT MALE TEE	PUSH CONNECT
31085511DOT	STOCK QTY ONLY	3/16" Tube x 1/8" MNPT Br M TEE DOT
31085513	MALE BRANCH TEE	
31085610	MALE BRANCH TEE	
31085611	1/4" Tube x 1/8" MNPT Nylon/Plated	Brass Male Swivel Branch Tee
31085611DOT	1/4" Tube x 1/8" MNPT Brass	Push-In D.O.T. Male Branch Tee
31085613	MALE BRANCH TEE	
31085614	1/4" Tube x 1/4" MNPT Nylon/Plated	Brass Male Swivel Branch Tee
31085614DOT	1/4" Tube x 1/4" MNPT Brass	Push-In D.O.T. Male Branch Tee
31085618	1/4" Tube x 3/8" MNPT Nylon/Plated	Brass Male Swivel Branch Tee
31085618DOT	1/4" Tube x 3/8" MNPT Brass	Push-In D.O.T. Male Branch Tee
31086011	3/8" Tube x 1/8" MNPT Nylon/Plated	Brass Male Swivel Branch Tee
31086013	MALE BRANCH TEE	
31086014	3/8" Tube x 1/4" MNPT Nylon/Plated	Brass Male Swivel Branch Tee
31086014DOT	3/8" Tube x 1/4" MNPT Brass	Push-In D.O.T. Male Branch Tee
31086017	MALE BRANCH TEE	
31086018	3/8" Tube x 3/8" MNPT Nylon/Plated	Brass Male Swivel Branch Tee
31086018DOT	3/8" Tube x 3/8" MNPT Brass	Push-In D.O.T. Male Branch Tee
31086022	3/8" Tube x 1/2" MNPT Nylon/Plated	Brass Male Swivel Branch Tee
31086022DOT	3/8" Tube x 1/2" MNPT Brass	Push-In D.O.T. Male Branch Tee
31086213	Legris Fitting	
31086214	1/2" Tube x 1/4" MNPT Nylon/Plated	Male Swivel Branch Tee
31086214DOT	1/2" Tube x 1/4" MNPT Brass	Push-In D.O.T. Male Branch Tee
31086217	Legris Fitting	
31086218	1/2" Tube x 3/8" MNPT Nylon/Plated	Brass Male Swivel Branch Tee
31086218DOT	1/2" Tube x 3/8" MNPT Brass	Push-In D.O.T. Male Branch Tee
31086222	1/2" Tube x 1/2" MNPT Nylon/Plated	Brass Male Swivel Branch Tee
31086222DOT	1/2" Tube x 1/2" MNPT Brass	Push-In D.O.T. Male Branch Tee
31090410	4mm Tube x 1/8" M-BSPT Nylon/Brass	Push-In Male Swivel Elbow
31090411	5/32" x 1/8" Nylon/Plated Brass	Male Swivel Elbow, Tube to MNPT
31090411DOT	5/32" Tube x 1/8" MNPT Brass	Push-In D.O.T. Male Elbow
31090413	4mm Tube x 1/4" M-BSPT Nylon/Brass	Push-In Male Swivel Elbow
31090414	5/32" x 1/4" Nylon/Plated Brass	Male Swivel Elbow, Tube to MNPT
31090417	4MM X R3/8" BSPT 90 DEGREE MALE	ELBOW
31090420	5/32 x 10-32 UNF Nylon/Plated Brass	Male Swivel Elbow, Tube to MNPT
31090610	6mm Tube x 1/8" M-BSPT Nylon/Brass	Push-In Male Swivel Elbow
31090613	6mm Tube x 1/4" M-BSPT Nylon/Brass	Push-In Male Swivel Elbow
31090617	6 MM OD X 3/8 BSPT MALE ELBOW	
31090621	Legris Fitting	
31090810	8mm Tube x 1/8" M-BSPT Nylon/Brass	Push-In Male Swivel Elbow
31090811	5/16 x 18" Nylon/Plated Nylon/Brass	Male Swivel Elbow, Tube to MNPT
31090813	8mm Tube x 1/4" M-BSPT Nylon/Brass	Push-In Male Swivel Elbow
31090814	5/16 (8mm) x 1/4 Nylon/Plated Brass	Male Swivel Elbow, Tube to MNPT
31090817	8mm Tube x 3/8" M-BSPT Nylon/Brass	Push-In Male Swivel Elbow
31090818	5/16" x 3/8" Nylon/Plated Brass	Male Swivel Elbow, Tube to MNPT
31090821	8mm x 1/2" bspt 90 degree nylon	elbow
31091010	10MM X 1/8 BSP MALE ELBOW	
31091013	10mm Tube x 1/4" M-BSPT Nylon/Brass	Push-In Male Swivel Elbow
31091017	10mm Tube x 3/8" M-BSPT Nylon/Brass	Push-In Male Swivel Elbow
31091021	10MM XR1/2 MALE ELBOW	
31091213	12mm X 1/4 Mbspt Tube-mbspt Elbow	
31091217	12MM 90DEG ELBOW	
31091221	12MMXR1/2	
31091417	14 MM OD X 3/8 BSPT MALE ELBOW	
31091421	14MM X R1/2 BSPT MALE ELBOW	
31091617	Legris Fitting	
31091621	Legris Fitting	
31095308	1/8" x 1/16" Nylon/Plated Brass	Male Swivel Elbow, Tube to MNPT
31095310	MALE ELBOW	
31095311	1/8" x 1/8" Nylon/Plated Brass	Male Swivel Elbow, Tube to MNPT
31095314	1/8" x 1/4" Nylon/Plated Brass	Male Swivel Elbow, Tube to MNPT
31095320	1/8" x 10-32 UNF Nylon/Plated Brass	Male Swivel Elbow, Tube to MNPT
31095510	MALE ELBOW	

31095511	3/16" tube X 1/8" npt 90 degree	male elbow
31095511DOT	3/16" Tube x 1/8" MNPT Brass	Push-In D.O.T. Male Elbow
31095610	MALE ELBOW	
31095611	1/4" x 1/8" Nylon/Plated Brass	Male Swivel Elbow, Tube to MNPT
31095611-4	31095611 IN BAGS OF 4 FOR AMAZON	
31095611DOT	1/4" Tube x 1/8" MNPT Brass	D.O.T. Male Elbow
31095613	MALE ELBOW	
31095614	1/4" x 1/4" Nylon/Plated Brass	Male Swivel Elbow, Tube to MNPT
31095614-4	31095614 IN BAGS OF 4 FOR AMAZON	
31095614DOT	1/4" Tube x 1/4" MNPT Brass	Push-In D.O.T. Male Elbow
31095618	1/4" x 3/8" Nylon/Plated Brass	Male Swivel Elbow, Tube to MNPT
31095618DOT	1/4" Tube x 3/8" MNPT Brass	Push-In D.O.T. Male Elbow
31095620	1/4" x 10-32 UNF Nylon/Plated Brass	Male Swivel Elbow, Tube to MNPT
31096011	3/8" x 1/8" Nylon/Plated Brass	Male Swivel Elbow, Tube to MNPT
31096013	MALE ELBOW	
31096014	3/8" x 1/4" Nylon/Plated Brass	Male Swivel Elbow, Tube to MNPT
31096014DOT	3/8" Tube x 1/4" MNPT Brass	Push-In D.O.T. Male Elbow
31096017	MALE ELBOW	
31096018	3/8" x 3/8" Nylon/Plated Brass	Male Swivel Elbow, Tube to MNPT
31096018DOT	3/8" Tube x 3/8" MNPT Brass	Push-In D.O.T. Male Elbow
31096022	3/8" x 1/2" Nylon/Plated Brass	Male Swivel Elbow, Tube to MNPT
31096022DOT	3/8" Tube x 1/2" MNPT Brass	Push-In D.O.T. Male Elbow
31096213	Legris Fitting	
31096214	1/2" x 1/4" Nylon/Plated Brass	Male Swivel Elbow, Tube to MNPT
31096214DOT	1/2" Tube x 1/4" MNPT Brass	Push-In D.O.T. Male Elbow
31096217	Legris Fitting	
31096218	1/2" x 3/8" Nylon/Plated Brass	Male Swivel Elbow, Tube to MNPT
31096218DOT	1/2" Tube x 3/8" MNPT Brass	Push-In D.O.T. Male Elbow
31096221	Legris Fitting	
31096222	1/2" x 1/2" Nylon/Plated Brass	Male Swivel Elbow, Tube to MNPT
31096222DOT	1/2" Tube x 1/2" MNPT Brass	Push-In D.O.T. Male Elbow
31100400	Legris Fitting	
31100402	Legris Fitting	
31100403	Legris Fitting	
31100404	Legris Fitting	
31100405	Legris Fitting	
31100600	Legris Fitting	
31100602	Legris Fitting	
31100603	Legris Fitting	
31100604	Legris Fitting	
31100605	Legris Fitting	
31100800	Legris Fitting	
31100802	Legris Fitting	
31100803	Legris Fitting	
31100804	Legris Fitting	
31100805	CAP (YELLOW)	
31101000	Legris Fitting	
31101002	Legris Fitting	
31101003	10MM OD CAP (RED)	
31101004	Legris Fitting	
31101005	Legris Fitting	
31101202	Legris Fitting	
31101203	Legris Fitting	
31101204	Legris Fitting	
31101205	Legris Fitting	
31101400	Legris Fitting	
31101402	Legris Fitting	
31101403	Legris Fitting	
31101404	Legris Fitting	
31101405	Legris Fitting	
31105300	Legris Fitting	
31105302	Legris Fitting	
31106000	CAP WHILE 6MM OD	
31106200	Legris Fitting	
31120410	Legris Fitting	
31120413	Legris Fitting	
31120610	Legris Fitting	
31120613	Legris Fitting	
31130410	Legris Fitting	
31130610	Legris Fitting	
31130613	Legris Fitting	
31130810	Legris Fitting	
31130813	Legris Fitting	
31130817	Legris Fitting	
31131013	Legris Fitting	
31131017	Legris Fitting	
31131021	Legris Fitting	
31131213	Legris Fitting	
31131217	Legris Fitting	
31131221	Legris Fitting	
31135311	Legris Fitting	
31135611	1/4" x 1/8" MNPT Nylon/Plated Brass	Push-In 45° Male Elbow
31135614	1/4" x 1/4" MNPT Nylon/Plated Brass	Push-In 45° Male Elbow
31136014	3/8" x 1/4" MNPT Nylon/Plated Brass	Push-In 45° Male Elbow
31136018	3/8" x 3/8" MNPT Nylon/Plated Brass	Push-In 45° Male Elbow
31140410	Brass 4mm Tube x 1/8" F-BSPP	Metric Push-In Female Connector
31140411DOT	5/32" Tube x 1/8" FNPT Brass	Straight Female D.O.T. Connector
31140413	Brass 4mm Tube x 1/4" F-BSPP	Metric Push-In Female Connector
31140414DOT	5/32" Tube x 1/4" FNPT Brass	Straight F Connector-Stock Qty Only
31140419	STRAIGHT FML CONNECTOR	
31140610	Brass 6mm Tube x 1/8" F-BSPP	Metric Push-In Female Connector
31140613	Brass 6mm Tube x 1/4" F-BSPP	Metric Push-In Female Connector
31140810	Brass 8mm Tube x 1/8" F-BSPP	Metric Push-In Female Connector
31140813	Brass 8mm Tube x 1/4" F-BSPP	Metric Push-In Female Connector
31140817	STRAIGHT FML CONNECTOR	
31141013	10mm X G1/4 female connector	
31141017	10MM X3/8BSPP TUBE TO FEMALE BSPP	

31141021	STRAIGHT FML CONNECTOR	
31141217	12MM X 3/8BSPP TUBE TO FEMALE BSPP	
31141221	Legris Fitting	
31141417	Legris Fitting	
31145511DOT	3/16" Tube x 1/8" FNPT Brass	Straight Female D.O.T. Connector
31145611DOT	1/4" Tube x 1/8" FNPT Brass	Straight Female D.O.T. Connector
31145614DOT	1/4" Tube x 1/4" FNPT Brass	Straight Female D.O.T. Connector
31146014DOT	3/8" Tube x 1/4" FNPT Brass	Straight Female D.O.T. Connector
31146018DOT	3/8" Tube x 3/8" FNPT Brass	Straight Female D.O.T. Connector
31150411DOT	5/32" Tube x 1/8" MNPT Brass	Straight Male D.O.T. Connector
31150414DOT	5/32" Tube x 1/4" MNPT Brass	Straight Male D.O.T. Connector
31155511DOT	3/16" Tube x 1/8" MNPT Brass	Straight Male D.O.T. Connector
31155514DOT	3/16" Tube x 1/4" MNPT Brass	Straight Male D.O.T. Connector
31155611DOT	1/4" Tube x 1/8" MNPT Brass	Straight Male D.O.T. Connector
31155614DOT	1/4" Tube x 1/4" MNPT Brass	Straight Male D.O.T. Connector
31155618DOT	1/4" Tube x 3/8" MNPT Brass	Straight Male D.O.T. Connector
31156011DOT	3/8" Tube x 1/8" MNPT Brass	Straight Male D.O.T. Connector
31156014DOT	3/8" Tube x 1/4" MNPT Brass	Straight Male D.O.T. Connector
31156018DOT	3/8" Tube x 3/8" MNPT Brass	Straight Male D.O.T. Connector
31156022DOT	3/8" Tube x 1/2" MNPT Brass	Straight Male D.O.T. Connector
31156214DOT	1/2" Tube x 1/4" MNPT Brass	Straight Male D.O.T. Connector
31156218DOT	1/2" Tube x 3/8" MNPT Brass	Straight Male D.O.T. Connector
31156222DOT	1/2" Tube x 1/2" MNPT Brass	Straight Male D.O.T. Connector
31160400	5/32" Nylon Bulkhead Union	Tube to Tube Push-In Fitting
31160400DOT	OBSOLETE NO LONGER AVAILABLE	5/32" Brass D O T Bulkhead Union
31160600	6mm x 6mm Tube OD, Nylon Body	Push-In Tube to Tube Bulkhead Union
31160800	5/16" Nylon Bulkhead Union	Tube to Tube Push-In Fitting
31161000	Legris Fitting	
31161200	Legris Fitting	
31161400	Legris Fitting	
31165300	1/8" Nylon Bulkhead Union	Tube to Tube Push-In Fitting
31165600	1/4" Nylon Bulkhead Union	Tube to Tube Push-In Fitting
31165600DOT	1/4" Brass Push-In D.O.T. Bulkhead	Union
31166000	3/8" Nylon Bulkhead Union	Tube to Tube Push-In Fitting
31166000DOT	3/8" Brass Push-In D.O.T. Bulkhead	Union
31166200	1/2" Nylon Bulkhead Union	Tube to Tube Push-In Fitting
31166200DOT	1/2" Brass Push-In D.O.T. Bulkhead	Union
31180309	Legris Fitting	
31180319	Legris Fitting	
31180410	Legris Fitting	
31180419	Legris Fitting	
31180420	5/32 X 10-32 NYLON BANJO	
31180610	6MMXG1/8	
31180613	6MMXG1/4	
31180619	Legris Fitting	
31180810	8MMXG1/8	
31180813	Legris Fitting	
31180817	8MMXG3/8	
31181013	Legris Fitting	
31181017	SINGLE BANJO	
31181021	Legris Fitting	
31181213	Legris Fitting	
31181217	Legris Fitting	
31181221	Legris Fitting	
31185320	Legris Fitting	
31185620	1/4 Tube X 10-32 Unf Banjo	
31190419	Legris Fitting	
31190610	Legris Fitting	
31190613	Legris Fitting	
31190813	Legris Fitting	
31200400	Legris Fitting	
31200600	DOUBLE MALE UNION	
31200800	Legris Fitting	
31201000	DOUBLE MALE UNION	
31201200	DOUBLE MALE UNION	
31201400	DOUBLE MALE UNION	
31205600	Legris Fitting	
31206000	Legris Fitting	
3120620085	1/2 DOUBLE MALE UNION	
31210410	Legris Fitting	
31210413	Legris Fitting	
31210610	Legris Fitting	
31210613	Legris Fitting	
31210810	Legris Fitting	
31210813	Legris Fitting	
31210817	Legris Fitting	
31211013	Legris Fitting	
31211017	Legris Fitting	
31211021	Legris Fitting	
31211217	Legris Fitting	
31211221	Legris Fitting	
31211421	Legris Fitting	
3122	(1)1/4" Inlet x (3)1/4" NPT Outlets	Brass Flat Hex Manifold
31220405	Legris Fitting	
31220453	5/32 NYLON BARBED CONNECTOR	
31220605	Legris Fitting	
31220808	Legris Fitting	
31220856	Legris Fitting	
31221008	Legris Fitting	
31221056	Legris Fitting	
31221208	Legris Fitting	
31221210	Legris Fitting	
31221262	Legris Fitting	
31221414	14mm Barb Connector Nickelpltdbrass	
31221462	Legris Fitting	
31240410	Legris Fitting	
31240419	Legris Fitting	

31240613	Legris Fitting	
31240817	Legris Fitting	
31260300	Legris Fitting	
31260400	5/32" Tube OD Plastic Plug	Push-In Fitting
31260600	6mm x 6mm Tube OD, Red Nylon	Push-In Tube to Tube Plug
31260800	5/16" Tube OD Plastic Plug	Push-In Fitting
31261000	10mm x 10mm Tube OD, Red Nylon	Push-In Tube to Tube Plug
31261200	12MM PLUG RED	
31261400	14MM PLUG RED	
31265300	1/8" Tube OD Plastic Plug	Push-In Fitting
31265500	3/16" Tube Plug	
31265600	1/4" Tube OD Plastic Plug	Push-In Fitting
31266000	3/8" Tube OD Plastic Plug	Push-In Fitting
31266200	1/2" Tube OD Plastic Plug	Push-In Fitting
31290410	Legris Fitting	
31290411	5/32 OD X 1/8 NPT EXTENDED	MALE ELBOW
31290413	Legris Fitting	
31290414	Legris Fitting	
31290610	Legris Fitting	
31290613	Legris Fitting	
31290810	Legris Fitting	
31290811	Metric Tube Elbow	
31290813	Legris Fitting	
31290814	5/16" tube x 1/4" male npt elbow	
31290817	Legris Fitting	
31291013	10MM OD EXTENDED MALE ELBOW	
31291017	10 X R3/8 METRIC EXTENDED MALEELBOW	
31291021	Legris Fitting	
31291213	Legris Fitting	
31291217	Legris Fitting	
31291221	Legris Fitting	
31291417	Legris Fitting	
31291421	Legris Fitting	
31295311	Legris Fitting	
31295314	Legris Fitting	
31295611	1/4" x 1/8" MNPT Nylon/Plated Brass	Push-In Extended Male Elbow
31295614	1/4" x 1/4" MNPT Nylon/Plated Brass	Push-In Extended Male Elbow
31295618	1/4OD X 3/8NPT MALE EXTENDED ELBOW	
31296011	EXTENDED MALE ELBOW	
31296014	3/8" x 1/4" MNPT Nylon/Plated Brass	Push-In Extended Male Elbow
31296018	3/8" x 3/8" MNPT Nylon/Plated Brass	Push-In Extended Male Elbow
31310410	Legris Fitting	
31310413	Legris Fitting	
31310419	Legris Fitting	
31310610	Legris Fitting	
31310613	Legris Fitting	
31310810	Legris Fitting	
31310813	Legris Fitting	
31310817	Legris Fitting	
31311013	Legris Fitting	
31311017	Legris Fitting	
31311021	Legris Fitting	
31311217	Legris Fitting	
31311221	Legris Fitting	
31311417	Legris Fitting	
31311421	Legris Fitting	
3132	(1)3/8" Inlet x (3)1/4" NPT Outlets	Brass Flat Hex Manifold
31320410	Legris Fitting	
31320413	Legris Fitting	
31320610	Legris Fitting	
31320613	Legris Fitting	
3133	(1)3/8" Inlet x (3)3/8" NPT Outlets	Brass Flat Hex Manifold
31330410	Legris Fitting	
31330419	Legris Fitting	
31330610	6mm x g1/8 bspp/metric nylon body	45 degree elbow
31330613	6MM X G1/4 BSPP/METRIC NYLON BODY	45 DEGREE ELBOW
31330619	Legris Fitting	
31330810	8mm x G1/8 BSPP/METRIC NYLON BODY	45 DEGREE ELBOW
31330813	8mm x G1/4 BSPP/METRIC NYLON BODY	45 DEGREE MALE ELBOW
31330817	Legris Fitting	
31331013	10MM X G1/4 BSPP/METRIC NYLON BODY	45 DEGREE MAEL ELBOW
31331017	Legris Fitting	
31331021	Legris Fitting	
31331213	Legris Fitting	
31331217	Legris Fitting	
31331221	Legris Fitting	
31335320	Legris Fitting	
31360410	Legris Fitting	
31360413	Legris Fitting	
31360610	FEMALE BULKHEAD CONNECT	
31360613	FEMALE BULKHEAD CONNECTION	
31360810	Legris Fitting	
31360813	FEMALE BULKHEAD CONNECT	
31361017	Legris Fitting	
31361217	Legris Fitting	
31361221	Legris Fitting	
31390400	Legris Fitting	
31390600	6MM BULKHEAD ELBOW	
31390800	EQUAL BULKHEAD ELBOW 8MM X 6MM	
31391000	Legris Fitting	
31391200	LEGRIS FITTING	
31391400	Legris Fitting	
31400400	5/32" Nylon Tube x Tube Y-Connector	Push-In Fitting
31400400DOT	OBSOLETE NO LONGER AVAILABLE	5/32" Brass D O T " Y " Union
31400406	"Y" CONNECTOR 6MMX4MM	
31400456	Legris Fitting	
31400600	6mm x 6mm Tube OD, Nylon Body	Push-In Tube to Tube Y-Connector

31400608	Legris Fitting	
31400800	5/16" Nylon Tube x Tube Y-Connector	Push-In Fitting
31400810	Legris Fitting	
31401000	10MM X 10MM UNION "Y" TUBE X TUBE	
31401012	Legris Fitting	
31401200	Legris Fitting	
31405300	1/8" Nylon Tube to Tube Y-Connector	Push-In Fitting
31405356	Legris Fitting	
31405600	1/4" Nylon Tube to Tube Y-Connector	Push-In Fitting
31405600-4	31405600 IN BAGS OF 4 FOR AMAZON	
31405600DOT	1/4" Brass Push-In D.O.T. Y-Union	
31405660	Legris Fitting	
31406000	3/8" Nylon Tube to Tube Y-Connector	Push-In Fitting
31406000DOT	3/8" Brass Push-In D.O.T. Y-Union	
31420400	Y 4MM TUBE STUD	
31420406	PLUG-IN Y	
31420600	6mm od x 6mm od plug-in y	
31420608	PLUG-IN Y	
31420800	Legris Fitting	
31420810	PLUG-IN Y	
31421000	Legris Fitting	
31421012	PLUG-IN Y	
31421200	Legris Fitting	
31425300	Legris Fitting	
31425600	Legris Fitting	
31426000	Legris Fitting	
31430406	Legris Fitting	
31430408	Legris Fitting	
31430608	Legris Fitting	
31440404	Legris Fitting	
31440406	Legris Fitting	
31440456	DOUBLE "Y" 5/32 X 1/4 TUBE TO TUBE	
31440606	Legris Fitting	
31440608	Legris Fitting	
31460400	MIXED BULKHEAD CONNECTOR	
31460600	Legris Fitting	
31460800	BULKHEAD UNION OD TUBE 8	
31461000	Legris Fitting	
31461200	Legris Fitting	
31461400	Legris Fitting	
31480410	Legris Fitting	
31480411	5/32 x 1/8 MNPT Nylon/Plated Brass	Push-In Y Male Swivel Connector
31480411DOT	No longer available from supplier	5/32" X 1/8" Brass Y Connector
31480413	4mm x 1/4" MPT Wye Conn	
31480414	5/32 x 1/4 MNPT Nylon/Plated Brass	Push-In Y Male Swivel Connector
31480610	FITTING	
31480613	6MMXR1/4	
31480810	Legris Fitting	
31480813	8mm X 1/4 Bspt Y Male Tube	
31480817	Legris Fitting	
31481013	Legris Fitting	
31481017	Legris Fitting	
31481021	Legris Fitting	
31481217	Legris Fitting	
31481221	Legris Fitting	
31485611	1/4" x 1/8" MNPT Nylon/Plated Brass	Push-In Y Male Swivel Connector
31485611DOT	1/4" Tube OD x 1/8" Y-Connector	Brass D.O.T. Tube to Tube to MNPT
31485614	1/4" x 1/4" MNPT Nylon/Plated Brass	Push-In Y Male Swivel Connector
31485614DOT	1/4" Tube x 1/4" Y-Connector	Brass D.O.T. Tube to Tube to MNPT
31486014	3/8 X 1/4 Y MALE SWIVEL	
31486018	3/8 X 3/8 Y MALE TUBE TO NPT	
31490410	Legris Fitting	
31490419	Legris Fitting	
31490610	Legris Fitting	
31490613	Legris Fitting	
31490813	Legris Fitting	
31490817	Legris Fitting	
31491017	Legris Fitting	
31510400	END CAP	
31510600	END CAP	
31510800	END CAP	
31511000	END CAP	
31511200	END CAP	
31515300	END CAP	
31515600	END CAP	
31516000	END CAP	
31560400	5/32" PLUG IN BULKHEAD UNION	
31560600	PLUG-IN BULKHEAD UNION	
31560800	PLUG-IN BULKHEAD UNION	
31561200	Legris Fitting	
31565600	PLUG-IN BULKHEAD UNION	
31566000	PLUG-IN BULKHEAD UNION	
31566000DOT	3/8" D O T Plug In Bulkhead Union	
31566200	1/2" od x 1/2" od plug in bulkhead	union
31566200DOT	1/2" D O T Plug In Bulkhead Union	
31580410	Legris Fitting	
31580413	Legris Fitting	
31580419	Legris Fitting	
31580610	6mm x g1/8 m5/bspp "y" male nylon	body
31580613	Legris Fitting	
31580619	Legris Fitting	
31580810	Legris Fitting	
31580813	Legris Fitting	
31580817	Legris Fitting	
31581013	Legris Fitting	
31581017	Legris Fitting	
31581021	Legris Fitting	

31581217	Legris Fitting	
31581221	Legris Fitting	
31590410	4MM X R18 BSPT OSCILLATING	COMPACT ELBOW/NYLON NICKEL PLATED
31590610	6MM X R1/8 BSPT NYLON BODY	OSCILLATING COMPACT ELBOW
31590613	6MM X R1/4 BSPT NYLON BODY	OSCILLATING COMPACT ELBOW
31590810	8MM X R1/8 BSPT NYLON BODY	OSCILLATING COMPACT ELBOW
31590813	8MM X R1/4 BSPT NYLON BODY	OSCILLATING COMPACT ELBOW
31590817	8 X 3/8 BspT 90 Degree Swivel	
31591013	10MMX 1/4"BSPT NYLON BODY BRASS	BASE OSCILLATING COMPACT ELBOW
31591017	Legris Fitting	
31591213	Legris Fitting	
31591217	Legris Fitting	
31600400	SELF SEALING PLUG IN	
31600600	8 MM TUBE X TUBE	
31600800	8MM SELF SEALING PLUG	
31660304	PLUG-IN REDUCER	
31660406	4MM OD X 6MM OD PLUG IN REDUCER	
31660408	5/32 OD X 5/16 OD PLUG IN REDUCER	
31660410	Legris Fitting	
31660455	Legris Fitting	
31660456	5/32 X 1/4 REDUCER NYLON	
31660460	FITTING	
31660608	6MMX8MM REDUCER	
31660610	Legris Fitting	
31660612	Legris Fitting	
31660614	Legris Fitting	
31660810	8MMX10MM REDUCER	
31660812	Legris Fitting	
31660814	Legris Fitting	
31660860	90 DEGREE REDUCER	
31660862	Legris Fitting	
31661012	10MMX12MM REDUCER	
31661014	Legris Fitting	
31661214	Legris Fitting	
31665304	Legris Fitting	
31665355	Legris Fitting	
31665356	1/8 X 1/4 PLUG IN REDUCER	
31665508	Legris Fitting	
31665556	Legris Fitting	
31665608	Legris Fitting	
31665660	1/4" x 3/8" Reducer	
31665660DOT	1/4" x 3/8" Tube OD, Brass Push-In	D.O.T. Reducer
31665662	PLUG IN REDUCER 1/4 OD X 1/2 OD	
31666062	REDUCER FOR METRIC TUBING	
31680604	6MM OD TUBE X 4MM OD TUBE STRAIGHT	
31680806	Legris Fitting	
31681008	Legris Fitting	
31681210	Legris Fitting	
31685604	Legris Fitting	
31685604DOT	1/4" X 5/32" Brass D O T Expander	Obsolete not available/no replacem
31685606	Legris Fitting	
31685653	1/4 OD X 1/8 OD PLUG IN EXPANDER	
31685655	Legris Fitting	
31686056	TUBE REDUCER 3/8" F X 1/4" M	
31690410	Legris Fitting	
31690413	Legris Fitting	
31690419	4mm X M5 Extended Male Elbow	
31690420	Legris Fitting	
31690455	Legris Fitting	
31690610	Legris Fitting	
31690613	Legris Fitting	
31690619	6mm X M5 Extended Male Elbow	
31690655	Legris Fitting	
31690810	Legris Fitting	
31690813	Legris Fitting	
31690817	Legris Fitting	
31691013	Legris Fitting	
31691017	Legris Fitting	
31691021	Legris Fitting	
31691213	Legris Fitting	
31691217	Legris Fitting	
31691221	EXTENDED MALE ELBOW	
31691417	Legris Fitting	
31691421	Legris Fitting	
31695320	Legris Fitting	
31695620	Legris Fitting	
31710420	Male Connector 5/32 To 10-32unf	
31715320	Male Connector Brass	
31715620	1/4 X 10-32 MALE CONNECTOR	
31750410	Brass 4mm Tube x 1/8" M-BSPT	Metric Push-In Male Connector
31750411	Brass 5/32" Tube x 1/8" MNPT	Push-In Male Connector
31750411-4	31750411 IN BAGS OF 4 FOR AMAZON	
31750413	Brass 4mm Tube x 1/4" M-BSPT	Metric Push-In Male Connector
31750414	Brass 5/32" Tube x 1/4" MNPT	Push-In Male Connector
31750417	MALE CONNECTOR	
31750610	Brass 6mm Tube x 1/8" M-BSPT	Metric Push-In Male Connector
31750613	Brass 6mm Tube x 1/4" M-BSPT	Metric Push-In Male Connector
31750617	6mm X 3/8 Male Connector	
31750621	MALE CONNECTOR	
31750810	Brass 8mm Tube x 1/8" M-BSPT	Metric Push-In Male Connector
31750811	Brass 5/16" Tube x 1/8" MNPT	Push-In Male Connector
31750813	Brass 8mm Tube x 1/4" M-BSPT	Metric Push-In Male Connector
31750814	Brass 5/16" Tube x 1/4" MNPT	Push-In Male Connector
31750817	Brass 8mm Tube x 3/8" M-BSPT	Metric Push-In Male Connector
31750818	Brass 5/16" Tube x 3/8" MNPT	Push-In Male Connector
31750821	8MM X 1/2" BSPT MALE CONNECTOR	
31751010	10MM OD X 1/8" BSPT MALE CONNECTOR	

31751013	Brass 10mm x 1/4" M-BSPT	Metric Push-In Male Connector
31751017	Brass 10mm x 3/8" M-BSPT	Metric Push-In Male Connector
31751021	MALE CONNECTOR	
31751213	12MM 1/4BSPT MALE TUBE TO MALE BSPT	
31751217	FITTING	
31751221	MALE CONNECTOR	
31751417	14MM OD X R3/8 BSPT MALE CONNECTOR	
31751421	14MM X R 1/2 BSPT MALE CONNECTOR	NICKEL PLATED BRASS
31751617	MALE CONNECTOR	
31751621	MALE CONNECTOR	
31755308	Brass 1/8" Tube x 1/16" MNPT	Push-In Male Connector
31755310	MALE CONNECTOR	
31755311	Brass 1/8" Tube x 1/8" MNPT	Push-In Male Connector
31755311-4	31755311 IN BAGS OF 4 FOR AMAZON	
31755314	Brass 1/8" Tube x 1/4" MNPT	Push-In Male Connector
31755510	MALE CONNECTOR	
31755511	3/16 X 1/8 MALE CONNECTOR	
31755513	MALE CONNECTOR	
31755514	3/16 TUBE X 1/4 NPT NICKLE PLATED	BRASS MALE CONNECTOR
31755610	Brass 1/4" Tube x 1/8" M-BSPT	Push-In Hybrid Male Connector
31755611	Brass 1/4" Tube x 1/8" MNPT	Push-In Male Connector
31755611-4	31755611 IN BAGS OF 4 FOR AMAZON	
31755613	Brass 1/4" Tube x 1/4" M-BSPT	Push-In Hybrid Male Connector
31755614	Brass 1/4" Tube x 1/4" MNPT	Push-In Male Connector
31755614-4	31755614 IN BAGS OF 4 FOR AMAZON	
31755618	Brass 1/4" Tube x 3/8" MNPT	Push-In Male Connector
31756011	Brass 3/8" Tube x 1/8" MNPT	Push-In Male Connector
31756013	Brass 3/8" Tube x 1/4" M-BSPT	Push-In Hybrid Male Connector
31756014	Brass 3/8" Tube x 1/4" MNPT	Push-In Male Connector
31756014-4	31756014 IN BAGS OF 4 FOR AMAZON	
31756017	3/8" Tube x 3/8" Male BSPT Brass	**** Stock Qty Only
31756018	Brass 3/8" Tube x 3/8" MNPT	Push-In Male Connector
31756021	MALE CONNECTOR 3/8"OD X 1/2"BSPT	
31756022	Brass 3/8" Tube x 1/2" MNPT	Push-In Male Connector
31756213	MALE CONNECTOR	
31756214	Brass 1/2" Tube x 1/4" MNPT	Push-In Male Connector
31756217	MALE CONNECTOR	
31756218	Brass 1/2" Tube x 3/8" MNPT	Push-In Male Connector
31756221	Legris Fitting	
31756222	Brass 1/2" Tube x 1/2" MNPT	Push-In Male Connector
31800400	Legris Fitting	
31800600	Legris Fitting	
31800800	Legris Fitting	
31801000	Legris Fitting	
31801200	Legris Fitting	
31820400	Legris Fitting	
31820406	Legris Fitting	
31820456	Legris Fitting	
31820600	plug in elbow 6mm od x 6mm od	
31820604	Legris Fitting	
31820608	Legris Fitting	
31820800	Legris Fitting	
31820810	Legris Fitting	
31821000	Legris Fitting	
31821012	PLUG-IN ELBOW	
31821200	Legris Fitting	
31825300	Legris Fitting	
31825600	1/4" ELBOW	
31825600DOT	1/4" Tube OD, Brass D.O.T. Male	Push-In Plug-In Elbow
31825660	Legris Fitting	
31826000	3/8 X 3/8 NYLON PLUG IN ELBOW	
31826200	1/2 X 1/2 PLUG IN ELBOW	
31830400	Legris Fitting	
31830406	Legris Fitting	
31830600	Legris Fitting	
31830608	Legris Fitting	
31830800	Legris Fitting	
31830810	Legris Fitting	
31831000	Legris Fitting	
31831012	Legris Fitting	
31831200	Legris Fitting	
31835600	Legris Fitting	
31835600DOT	1/4" Brass D.O.T. Plug-In Run Tee	Push-In Fitting
31840400	Legris Fitting	
31840406	Legris Fitting	
31840600	Legris Fitting	
31840608	Legris Fitting	
31840800	Legris Fitting	
31840810	Legris Fitting	
31841000	Legris Fitting	
31841012	Legris Fitting	
31841200	Legris Fitting	
31880400	Legris Fitting	
31880406	Legris Fitting	
31880600	Legris Fitting	
31880608	Legris Fitting	
31880800	Legris Fitting	
31880810	Legris Fitting	
31881000	Legris Fitting	
31881012	PLUG-IN TEE	
31881200	Legris Fitting	
31885600	Legris Fitting	
31885600DOT	1/4" Brass D O T Plug In Union	Stock Qty Only
31890410	Legris Fitting	
31890419	4MM OSCILLATING COMPACT ELBOW	
31890610	Legris Fitting	
31890613	Legris Fitting	

31890619	OSCILLATING CMPCT 6MM X M5X.08	
31890810	Legris Fitting	
31890813	Legris Fitting	
31890817	Legris Fitting	
31891013	Legris Fitting	
31891017	Legris Fitting	
31891213	Legris Fitting	
31891217	Legris Fitting	
31920410	Legris Fitting	
31920413	Legris Fitting	
31920610	Legris Fitting	
31920613	Legris Fitting	
31920810	Legris Fitting	
31920813	8mm Fem Elbow Tube To Bsp	
31920817	Legris Fitting	
31921013	Legris Fitting	
31921017	Legris Fitting	
31921021	Legris Fitting	
31921213	Legris Fitting	
31921217	Legris Fitting	
31921221	Legris Fitting	
31930410	Legris Fitting	
31930413	Legris Fitting	
31930419	Legris Fitting	
31930610	6XG1/8MALE RUN TEE	
31930613	6X G1/4 MALE RUN	
31930619	Legris Fitting	
31930810	8XG 1/8 MALE RUN TEE	
31930813	8 X G 1/4 MALE RUN TEE	
31930817	Legris Fitting	
31931013	Legris Fitting	
31931017	Legris Fitting	
31931021	Legris Fitting	
31931213	Legris Fitting	
31931217	Legris Fitting	
31931221	Legris Fitting	
31931417	Legris Fitting	
31931421	14MM OD X 1/2 BSPP NYLON MALE	RUN TEE, SOLD IN BOXES OF 5PCS
31980410	4mm X G1/8 Bsp Male Branch Tee	
31980413	Legris Fitting	
31980419	4mmx5 Male Branch Tee	
31980610	Legris Fitting	
31980613	Legris Fitting	
31980619	6mm X M5 Male Branch Tee	
31980810	8mm od x1/8" bsp nylon male branch	tee w/nickel plated brass base
31980813	MALE BRANCH TEE 8MM X OD 1/4 BSPP	
31980817	Legris Fitting	
31981013	Legris Fitting	
31981017	Legris Fitting	
31981021	Legris Fitting	
31981213	Legris Fitting	
31981217	Legris Fitting	
31981221	Legris Fitting	
31981417	Legris Fitting	
31981421	14mm Male Branch Tee Tube To Bsp	
31990309	Legris Fitting	
31990319	Legris Fitting	
31990409	4MM X M3X0.5 NYLON BODY BRASS	BASE METRIC MALE ELBOW
31990410	4mm Tube x 1/8" BSPP, Nylon Body	Nickel Plated Br Male Swivel Elbow
31990413	Legris Fitting	
31990419	4mm Tube x M5 Thread, Nylon Body	Nickel Plated Br Male Swivel Elbow
31990455	Legris Fitting	
31990610	6mm Tube x 1/8" BSPP, Nylon Body	Nickel Plated Br Male Swivel Elbow
31990613	6mm Tube x 1/4" BSPP, Nylon Body	Nickel Plated Br Male Swivel Elbow
31990617	Legris Fitting	
31990619	6mm Tube x M5 Thread, Nylon Body	Nickel Plated Br Male Swivel Elbow
31990621	Legris Fitting	
31990655	Legris Fitting	
31990810	8mm Tube x 1/8" BSPP, Nylon Body	Nickel Plated Br Male Swivel Elbow
31990813	8mm Tube x 1/4" BSPP, Nylon Body	Nickel Plated Br Male Swivel Elbow
31990817	Legris Fitting	
31990821	Legris Fitting	
31991013	10mm Tube x 1/4" BSPP, Nylon Body	Nickel Plated Br Male Swivel Elbow
31991017	10MM OD X 3/8 BSPP MALE ELBOW NYLON	SOLD IN BOXES OF 10PCS
31991021	Legris Fitting	
31991213	12-G1/4	
31991217	12MMXG/38 BSPP	
31991221	Legris Fitting	
31991417	Legris Fitting	
31991421	14 MM OD X 1/2 BSPP MALE ELBOW	
31991617	Legris Fitting	
31991621	Legris Fitting	
32010420	Brass 5/32" Tube x 10-32 UNF	Push-In Male Connector
32015620	1/4" Tube x 10-32 UNF Brass	Male Connector
32020300	UNION ELBOW	
32020400	5/32" Brass Tube x Tube Union Elbow	
32020800	FEMALE CONNECTOR	
32025600	1/4" Brass Tube x Tube Union Elbow	
32026000	3/8" Brass Tube x Tube Union Elbow	
32026200	1/2" Brass Tube x Tube Union Elbow	
32030411	Brass 5/32" Tube x 1/8" MNPT	Push-In Male Run Swivel Tee
32030414	Brass 5/32" Tube x 1/4" MNPT	Push-In Male Run Swivel Tee
32035611	Brass 1/4" Tube x 1/8" MNPT	Push-In Male Run Swivel Tee
32035614	Brass 1/4" Tube x 1/4" MNPT	Push-In Male Run Swivel Tee
32035618	Brass 1/4" Tube x 3/8" MNPT	Push-In Male Run Swivel Tee
32036014	Brass 3/8" Tube x 1/4" MNPT	Push-In Male Run Swivel Tee
32036018	Brass 3/8" Tube x 3/8" MNPT	Push-In Male Run Swivel Tee

32036022	** * No Longer Available	Brass Push-In Male Run Swiv Tee
32036214	THIS IS NOT A VALID PART#	Replaced with 31161000
32036222	Brass 1/2" Tube x 1/2" MNPT	Push-In Male Run Swivel T, Stk Qty
32040300	Legris Fitting	
32040400	5/32" Brass Tube to Tube Union Tee	
32040800	UNION TEE	
32045600	1/4" Brass Tube to Tube Union Tee	
32046000	3/8" Brass Tube to Tube Union Tee	
32046200	1/2" Brass Tube to Tube Union Tee	
32060400	5/32" Brass Tube x Tube Equal Union	
32060800	5/16 Straight Union	
32065600	1/4" Brass Tube x Tube Equal Union	
32066000	3/8" Brass Tube x Tube Equal Union	
32066200	1/2" Brass Tube x Tube Equal Union	
32080411	MALE BRANCH TEE	
32080414	MALE BRANCH TEE	
32085611	1/4" tube Od X 1/8" mnpt Nicleplated	
32085614	1/4 X 1/4 TEE	
32085618	MALE BRANCH TEE	
32086014	3/8 X 1/4 MALE BRACH TEE	
32086018	3/8x3/8 Nickle Pltd Brass Male	
32086022	MALE BRANCH TEE	
32086214	MALE BRANCH TEE	
32086218	1/2x3/8 Nicckle Pltd Br Male	
32086222	MALE BRANCH TEE	
32090411	Brass 5/32" Tube x 1/8" MNPT	Push-In Male Swivel Elbow
32090414	Brass 5/32" Tube x 1/4" MNPT	Push-In Male Swivel Elbow
32095611	Brass 1/4" Tube x 1/8" MNPT	Push-In Male Swivel Elbow
32095614	Brass 1/4" Tube x 1/4" MNPT	Push-In Male Swivel Elbow
32095618	Brass 1/4" Tube x 3/8" MNPT	Push-In Male Swivel Elbow
32096011	MALE ELBOW	
32096014	Brass 3/8" Tube x 1/4" MNPT	Push-In Male Swivel Elbow
32096018	Brass 3/8" Tube x 3/8" MNPT	Push-In Male Swivel Elbow
32096022	Brass 3/8" Tube x 1/2" MNPT	Push-In Male Swivel Elbow
32096214	1/2" TUBE X 1/4" MALE NPT	
32096218	1/2 ODX 3/8 NPT NICKLE PLATED BRASS	W/O'RING SEAL MALE SWIVEL ELBOW
32096222	Brass 1/2" Tube x 1/2" MNPT	Push-In Male Swivel Elbow
320FXFBR00000	3" Style 20, FxF, Brass Swivel	O'Ring Swivel Joint
320FXFBR00010	3" Style 20, FxF, Brass Swivel	Buna Seals & 440GR SS Ball Bearings
320FXFBR00020	3" Style 20, FxF, Brass Swivel	Buna Seals & 316SS Ball Bearings
320FXFBR10000	3" Style 20, FxF, Brass Swivel	Viton Pressure Seal
320FXFBR11000	3" Style 20, FxF, Brass Swivel	Viton Pressure & Dust Seals
320FXFBR11010	3" Style 20, FxF, Brass Swivel	VI PR & Dust Seal, 440GR SS BB
320FXFBR11020	3" Style 20, FxF, Brass Swivel	VI PR & Dust Seals, 316SS BB
320FXFBR20000	3" Style 20, FxF, Brass Swivel	PTFE Pressure Seal
32150411	5/32" Tube x 1/8" FNPT Brass Female	Connector - Stock Qty Only
32150414	Brass 5/32" Tube x 1/4" FNPT	Push-In Female Connector
32155611	Brass 1/4" Tube x 1/8" FNPT	Push-In Female Connector
32155614	Brass 1/4" Tube x 1/4" FNPT	Push-In Female Connector
32156014	Brass 3/8" Tube x 1/4" FNPT	Push-In Female Connector
32156018	Brass 3/8" Tube x 3/8" FNPT	Push-In Female Connector
32156218	Brass 1/2" Tube x 3/8" FNPT	Push-In Female Connector
32156222	Brass 1/2" Tube x 1/2" FNPT	Push-In Female Connector
32160400	BULKHEAD CONNECTOR	
32160800	BULKHEAD CONNECTOR	
32165600	1/4 BULKHEAD CONNECTOR METAL	TUBE XTUBE
32166000	3/8 X 3/8 BULKHEAD CONN	
32166200	1/2" bulkhead connector nickel	plated brass
32180309	SINGLE BANJO	
32180319	SINGLE BANJO	
32180320	Legris Fitting	
3220202C	1/8" NPTF, Brass Female Tee,	Extruded
3220202CLF	FEMALE PIPE TEE 1/8" X 1/8"	LEAD FREE <= 0.25% Pb
322-0404	1/4" 125# Brass NPTF Female Tee	Extruded
3220404C	1/4" NPTF, Brass Female Tee,	Extruded
3220404CLF	FEMALE PIPE TEE 1/4" X 1/4"	LEAD FREE
322-0606	3/8" 125# Brass NPTF Female Tee	Extruded
3220606C	3/8" NPTF, Brass Female Tee,	Extruded
3220606CLF	FEMALE PIPE TEE 3/8" X 3/8"	LEAD FREE
3220808C	1/2" NPTF, Brass Female Tee,	Extruded
3220808CLF	FEMALE PIPE TEE 1/2" X 1/2"	LEAD FREE
3221212C	3/4" NPTF, Brass Female Tee,	Extruded
3221212CLF	EMALE PIPE TEE 3/4" X 3/4"	LEAD FREE <= 0.25% Pb
3240202C	1/8" NPTF, Male Branch Tee, Brass,	Extruded
3240404C	1/4" NPTF, Male Branch Tee, Brass,	Extruded
3240606C	3/8" NPTF, Male Branch Tee, Brass,	Extruded
3240606CLF	MALE BRANCH TEE 3/8" X 3/8"	LEAD FREE <=0.25% LEAD
3240808C	1/2" NPTF, Male Branch Tee, Brass,	Extruded
3241212C	3/4" NPTF, Male Branch Tee, Brass,	Extruded
3260202C	1/8" Male NPTF x 1/8" Female NPTF,	Brass Street Tee, Extruded
3260404C	1/4" Male NPTF x 1/4" Female NPTF,	Brass Street Tee, Extruded
3260404CLF	STREET TEE 1/4" X 1/4"	LEAD FREE <= 0.25% Pb
3260606C	3/8" Male NPTF x 3/8" Female NPTF,	Brass Street Tee, Extruded
3260808C	1/2" Male NPTF x 1/2" Female NPTF,	Brass Street Tee, Extruded
3261212C	3/4" Male NPTF x 3/4" Female NPTF,	Brass Street Tee, Extruded
32660304	PLUG-IN REDUCER	
32750411	Brass 5/32" Tube x 1/8" MNPT	Push-In Male Connector
32750414	Brass 5/32" Tube x 1/4" MNPT	Push-In Male Connector
32755611	Brass 1/4" Tube x 1/8" MNPT	Push-In Male Connector
32755614	Brass 1/4" Tube x 1/4" MNPT	Push-In Male Connector
32755618	Brass 1/4" Tube x 3/8" MNPT	Push-In Male Connector
32756011	Brass 3/8" Tube x 1/8" MNPT	Push-In Male Connector
32756014	Brass 3/8" Tube x 1/4" MNPT	Push-In Male Connector
32756018	Brass 3/8" Tube x 3/8" MNPT	Push-In Male Connector
32756022	Brass 3/8" Tube x 1/2" MNPT	Push-In Male Connector
32756214	1/2 X 1/4 MALE CONNECTOR	
32756218	Brass 1/2" Tube x 3/8" MNPT	Push-In Male Connector

32756222	Brass 1/2" Tube x 1/2" MNPT	Push-In Male Connector
32810309	MALE STUD FITTING	
32810319	MALE STUD FITTING	
32810320	MALE STUD FITTING	
32930420	Brass 5/32" Tube x 10-32 UNF	Push-In Male Run Swivel Tee
32980319	Legris Fitting	
32980420	MALE BRANCH TEE	
32990309	3MM TUBE X M3X0.5 MALE ELBOW	NICKEL PLATED BRASS
32990319	COMPACT MALE ELBOW	
32990320	Legris Fitting	
32990420	Brass 5/32" Tube x 10-32 UNF Strght	Thd Swiv Elbow,Gskt,Plastic Button
3302011401	Obsolete no longer available	
33040604	Legris Fitting	
33040804	Legris Fitting	
33040806	Legris Fitting	
33041006	Legris Fitting	
33045604	Legris Fitting	
33045656	MULTI TEE 1/4 X 1/4	
33046056	Legris Fitting	
33060604	Legris Fitting	
33060806	Legris Fitting	
33061006	Legris Fitting	
33065604	DBL MULTI TEE W/MTG HLS	
33065656	Legris Fitting	
330FXFBR00000	3" Style 30, FXF, Brass Swivel	O'Ring Swivel Joint
330FXFBR00020	3" Style 30, FXF, Brass Swivel	316 Stainless Ball Bearings
330FXFBR11000	3" Style 30, FXF, Brass Swivel	Viton Pressure & Dust Seals
330FXFBR11020	3" Style 30, FXF, Brass Swivel	Viton PR & Dust Seals, 316SS BB
330FXFBR33002	3" Style 30, FXF, Brass Swivel	EPR PR & Dust Seals,Silicone Grease
330FXFBR44001	3" Style 30, FXF, Brass Swivel	Food Grade Seals & Grease
33150414	5/32" OD x 1/4" NPT Modular	Manifold w/Push-to-Connect Ports
33155614	1/4" OD x 1/4" NPT Modular Manifold	w/Push-to-Connect Ports
33156018	3/8" OD x 3/8" NPT Modular Manifold	w/Push-to-Connect Ports
33300400	RELEASE BUTTON (WHITE)	
33300402	RELEASE BUTTON GREEN	
33300403	RELEASE BUTTON (RED)	
33300404	RELEASE BUTTON BLUE	
33300600	RELEASE BUTTON (WHITE)	
33305500	Legris Fitting	
33305502	Legris Fitting	
33305503	Legris Fitting	
33305600	RELEASE BUTTON (WHITE)	
33305603	RELEASE BUTTON (RED)	
33305604	BLUE RELEASE BUTTON	
33305605	RELEASE BUTTON (YELLOW)	
33910410	SELF-SEALING MALE FTG	
33910610	SELF-SEALING MALE FTG	
33910810	SELF SEALING MALE FTG	
33910813	SELF-SEALING MALE FTG	
33911017	SELF-SEALING MALE FTG	
340FXFBR00000	3" Style 40, FXF, Brass Swivel	Buna Seals
340FXFBR10000	3" Style 40, FXF, Brass Swivel	Viton Pressure Seal
340FXFBR11000	3" Style 40, FXF, Brass Swivel	Viton Seals
340FXFBR11020	3" Style 40, FXF, Brass Swivel	Viton Seals & 316SS Ball Bearings
35-201-10	1/2" Brass Compression Bibb Faucet	Nozzle End is GHT
35-202-10	3/4" Brass Compression Bibb Faucet	Nozzle End is GHT
35240010	Legris Fitting	
35240013	Legris Fitting	
35240017	Legris Fitting	
35240019	Legris Fitting	
35270010	Legris Fitting	
35270013	Legris Fitting	
35270017	Legris Fitting	
35270019	Legris Fitting	
35280010	Legris Fitting	
35280013	Legris Fitting	
35280017	Legris Fitting	
35280019	Legris Fitting	
35290010	Legris Fitting	
35290013	Legris Fitting	
35290017	Legris Fitting	
35380410	Legris Fitting	
35380419	Legris Fitting	
35380610	Legris Fitting	
35380613	Legris Fitting	
35380810	Legris Fitting	
35380813	Legris Fitting	
35380817	Legris Fitting	
35381017	SINGLE BANJO BODY	
35381217	SINGLE BANJO BODY	
35390410	Legris Fitting	
35390419	Legris Fitting	
35390610	Legris Fitting	
35390613	Legris Fitting	
35390813	Legris Fitting	
35490413	Legris Fitting	
35490617	Legris Fitting	
35490817	Legris Fitting	
36010420	Legris Fitting	
36010610	6mm x 1/8 bsp male adapter nickel	plated brass
36010810	8mm x 1/8 bsp male adapter nickel	plated brass
36015620	Legris Fitting	
36020400	4MM EQUAL ELBOW	
36020600	6mm Elbow Union Tube To Tube	
36020800	8MM NICKEL ELBOW	
36025600	Legris Fitting	
36026000	Legris Fitting	

36026200	Legris Fitting	
36030411	Legris Fitting	
36035611	Legris Fitting	
36035614	Legris Fitting	
36035618	Legris Fitting	
36036014	Legris Fitting	
36036018	Legris Fitting	
36036022	Legris Fitting	
36036222	Legris Fitting	
36040400	Legris Fitting	
36040600	6MM T-TUBE FITTING	
36040800	8MM T-TUBE FITTING	
36045600	UNION TEE 1/4" OD X 1/4" OD	
36046000	Legris Fitting	
36046200	Legris Fitting	
36060400	4MM UNION	
36060600	6m Straight Union Tube to Tube	
36060800	8MM TUBE UNION	
36065600	Legris Fitting	
36066000	Legris Fitting	
36066200	Legris Fitting	
36080411	Legris Fitting	
36080414	Legris Fitting	
36080613	Legris Fitting	
36080813	Legris Fitting	
36085611	1/4 X 1/8 NPT MALE BRANCH	
36085614	Legris Fitting	
36085618	Legris Fitting	
36086014	Legris Fitting	
36086018	Legris Fitting	
36086022	Legris Fitting	
36086218	Legris Fitting	
36086222	Legris Fitting	
36090411	Legris Fitting	
36090414	Legris Fitting	
36090610	Legris Fitting	
36090810	Legris Fitting	
36090813	Legris Fitting	
36091013	Legris Fitting	
36095611	1/4 X 1/8 NPT MALE ELBOW	
36095614	1/4 X 1/4 NPT MALE ELBOW	NICKEL PLATED BRASS
36095618	Legris Fitting	
36096014	Legris Fitting	
36096018	Legris Fitting	
36096022	Legris Fitting	
36096218	Legris Fitting	
36096222	1/2" OD X 1/2" MALE NPT ELBOW	SOLD IN MULTIPLIES OF 5
36160400	Legris Fitting	
36160600	6MM BULKHEAD FITTING	
36160800	8MM BULKHEAD FITTING	
36165600	Legris Fitting	
36166000	Legris Fitting	
36166200	Legris Fitting	
36750411	Legris Fitting	
36750414	Legris Fitting	
36750610	Legris Fitting	
36755611	1/4 X 1/8 NPT MALE CONNECTOR	
36755614	Legris Fitting	
36755618	Legris Fitting	
36756011	Legris Fitting	
36756014	Legris Fitting	
36756018	Legris Fitting	
36756022	Legris Fitting	
36756218	Legris Fitting	
36756222	Legris Fitting	
36980420	Legris Fitting	
36990420	Legris Fitting	
36990613	Legris Fitting	
36990813	Legris Fitting	
3700202C	1/8" NPTF Brass Male Hex Nipple	
3700202CLF	1/8" x 1/8" Brass Male Hex Nipple	LEAD FREE <= 0.25% Pb
3700404C	1/4" NPTF Brass Male Hex Nipple	
3700404CLF	Brass Male Hex Nipple - 1/4" x 1/4"	LEAD FREE
3700606C	3/8" NPTF Brass Male Hex Nipple	
3700606CLF	Brass Male Hex Nipple - 3/8" x 3/8"	LEAD FREE
3700808C	1/2" NPTF Brass Male Hex Nipple	
3700808CLF	Brass Male Hex Nipple - 1/2" x 1/2"	LEAD FREE
3701212C	3/4" NPTF Brass Male Hex Nipple	
3701616C	1" NPTF Brass Male Hex Nipple	
3710202C	1/8" Brass Female NPTF Hex Coupling	
3710202CLF	FEMALE HEX COUPLING 1/8" X 1/8"	LEAD FREE <= 0.25% Pb
3710404C	1/4" Brass Female NPTF Hex Coupling	
3710404CLF	FEMALE HEX COUPLING 1/4" X 1/4"	LEAD FREE <= 0.25% Pb
3710606C	3/8" Brass Female NPTF Hex Coupling	
3710808C	1/2" Brass Female NPTF Hex Coupling	
3710808CLF	FEMALE HEX COUPLING 1/2" X 1/2"	LEAD FREE <= 0.25% Pb
3711212C	3/4" Brass Female NPTF Hex Coupling	
3730402C	1/4" M-NPTF x 1/8" F-NPTF, Brass,	Reducer Hex Bushing
3730402CLF	REDUCER BUSHING 1/4" X 1/8"	LEAD FREE <= 0.25% Pb
3730602C	3/8" M-NPTF x 1/8" F-NPTF, Brass,	Reducer Hex Bushing
3730604C	3/8" M-NPTF x 1/4" F-NPTF, Brass,	Reducer Hex Bushing
3730604CLF	REDUCER BUSHING 3/8" X 1/4"	LEAD FREE
3730802C	1/2" M-NPTF x 1/8" F-NPTF, Brass,	Reducer Hex Bushing
3730804C	1/2" M-NPTF x 1/4" F-NPTF, Brass,	Reducer Hex Bushing
3730804CLF	REDUCER BUSHING 1/2" X 1/4"	LEAD FREE
3730806C	1/2" M-NPTF x 3/8" F-NPTF, Brass,	Reducer Hex Bushing
3730806CLF	REDUCER BUSHING 1/2" X 3/8"	LEAD FREE <= 0.25% Pb

3731202C	3/4" M-NPTF x 1/8" F-NPTF, Brass,	Reducer Hex Bushing
3731204C	3/4" M-NPTF x 1/4" F-NPTF, Brass,	Reducer Hex Bushing
3731206C	3/4" M-NPTF x 3/8" F-NPTF, Brass,	Reducer Hex Bushing
3731208C	3/4" M-NPTF x 1/2" F-NPTF, Brass,	Reducer Hex Bushing
3731208CLF	REDUCER BUSHING 3/4" X 1/2"	LEAD FREE
3731604C	1" M-NPTF x 1/4" F-NPTF, Brass,	Reducer Hex Bushing
3731606C	1" M-NPTF x 3/8" F-NPTF, Brass,	Reducer Hex Bushing
3731608C	1" M-NPTF x 1/2" F-NPTF, Brass,	Reducer Hex Bushing
3731612C	1" M-NPTF x 3/4" F-NPTF, Brass,	Reducer Hex Bushing
3750202C	1/8" Male NPTF x 1/8" Female NPTF,	Brass Threaded Adapter
3750402C	1/8" Male NPTF x 1/4" Female NPTF,	Brass Reducer Adapter
3750402CLF	ADAPTER 1/4" X 1/8"	LEAD FREE <= 0.25% Pb
3750404C	1/4" Male NPTF x 1/4" Female NPTF,	Brass Threaded Adapter
3750404CLF	ADAPTER 1/4" X 1/4"	LEAD FREE
3750602C	1/8" Male NPTF x 3/8" Female NPTF,	Brass Reducer Adapter
3750604C	1/4" Male NPTF x 3/8" Female NPTF,	Brass Reducer Adapter
3750606C	3/8" Male NPTF x 3/8" Female NPTF,	Brass Threaded Adapter
3750804C	1/4" Male NPTF x 1/2" Female NPTF,	Brass Reducer Adapter
3750806C	3/8" Male NPTF x 1/2" Female NPTF,	Brass Reducer Adapter
3750808C	1/2" Male NPTF x 1/2" Female NPTF,	Brass Threaded Adapter
3750808CLF	ADAPTER 1/2" X 1/2"	LEAD FREE
3751206C	3/8" Male NPTF x 3/4" Female NPTF,	Brass Reducer Adapter
3751208C	1/2" Male NPTF x 3/4" Female NPTF,	Brass Reducer Adapter
3751212C	3/4" Male NPTF X 3/4" Female NPTF,	Brass Threaded Adapter
3751212CLF	ADAPTER 3/4" X 3/4"	LEAD FREE
3770402C	1/4" x 1/8" NPTF Brass Reducer	Coupling
3770602C	3/8" x 1/8" NPTF Brass Reducer	Coupling
3770604C	3/8" x 1/4" NPTF Brass Reducer	Coupling
3770804C	1/2" x 1/4" NPTF Brass Reducer	Coupling
3770806C	1/2" x 3/8" NPTF Brass Reducer	Coupling
3770806CLF	REDUCER COUPLING 1/2" X 3/8"	LEAD FREE
3771206C	3/4" x 3/8" NPTF Brass Reducer	Coupling
3771208C	3/4" x 1/2" NPTF Brass Reducer	Coupling
3771208CLF	REDUCER COUPLING 3/4" X 1/2"	LEAD FREE
3790402C	HEX REDUCER NIPPLE 1/4" X 1/8"	
3790602C	HEX REDUCER NIPPLE 3/8" X 1/8"	
3790604C	3/8" x 1/4" NPTF, Brass, Reducer	Hex Nipple
3790804C	1/2" x 1/4" NPTF, Brass, Reducer	Hex Nipple
3790806C	1/2" x 3/8" NPTF, Brass, Reducer	Hex Nipple
3791208C	3/4" x 1/2" NPTF, Brass, Reducer	Hex Nipple
38010410	Legris Fitting	
38010419	Legris Fitting	
38010420	Legris Fitting	
38020400	Legris Fitting	
38020600	6mm od x 6mm od union elbow-ss	sold in multiples of 2
38020800	Legris Fitting	
38021000	Legris Fitting	
38021200	Legris Fitting	
38025500	Legris Fitting	
38025600	Stainless 1/4" Tube x 1/4" Tube	Push-In Equal Elbow Union
38026000	3/8" Stainless Equal Elbow Union	
38026200	1/2" Stainless Equal Elbow Union	
38030410	Legris Fitting	
38030411	Legris Fitting	
38030610	Legris Fitting	
38030613	Legris Fitting	
38030810	Legris Fitting	
38031013	Legris Fitting	
38040400	4MM EQUAL TEE	
38040600	6mm od x 6mm od union tee-ss	sold in multiples of 2
38040800	8mm Union Tee Stainless	
38041000	Legris Fitting	
38041200	Legris Fitting	
38045500	Legris Fitting	
38045600	Stainless 1/4" Tube to Tube to Tube	Push-In Union Tee
38046000	Stainless 3/8" Tube to Tube to Tube	Push-In Union Tee
38046200	Stainless 1/2" Tube to Tube to	Tube Push-In Union Tee
38050410	Legris Fitting	
38050411	Legris Fitting	
38050413	Legris Fitting	
38050610	Legris Fitting	
38050613	Legris Fitting	
38050810	Legris Fitting	
38050811	SS 5/16 X1/8 NPT	
38050813	Legris Fitting	
38050814	5/16 X 1/4 Male Connector Ss	
38050817	Legris Fitting	
38051013	SS MALE CONNECTOR 10MM OD X 1/4BSPT	
38051017	STAINLESS STEEL MALE CONNECTOR	10MM OD X 3/8" MALE BSPT
38051213	Legris Fitting	
38051217	Legris Fitting	
38051221	Legris Fitting	
38055511	Legris Fitting	
38055514	Legris Fitting	
38055611	Stainless 1/4" Tube x 1/8" MNPT	Push-In Straight Male Connector
38055614	Stainless 1/4" Tube x 1/4" MNPT	Push-In Straight Male Connector
38056014	Stainless 3/8" Tube x 1/4" MNPT	Push-In Straight Male Connector
38056018	Stainless 3/8" Tube x 3/8" MNPT	Push-In Straight Male Connector
38056214	Legris Fitting	
38056218	Stainless 1/2" Tube x 3/8" MNPT	Push-In Straight Male Connector
38056222	Stainless 1/2" Tube x 1/2" MNPT	Push-In Straight Male Connector
38060400	UNION TUBE	
38060600	6mm od x 6mm od straigh union-ss	sold in multiples of 2
38060800	Legris Fitting	
38061000	UNION TUBE	
38061200	UNION TUBE	
38065500	Legris Fitting	

38065600	Stainless 1/4" Tube x 1/4" Tube	Push-In Union
38066000	Stainless 3/8" Tube x 3/8" Tube	Push-In Union
38066200	Stainless 1/2" Tube x 1/2" Tube	Push-In Union
38080410	Legris Fitting	
38080411	Legris Fitting	
38080610	Legris Fitting	
38080613	Legris Fitting	
38080810	Legris Fitting	
38080813	Legris Fitting	
38081013	Legris Fitting	
38081017	Legris Fitting	
38160400	Legris Fitting	
38160600	Legris Fitting	
38160800	Legris Fitting	
38161000	Legris Fitting	
38161200	Legris Fitting	
38165500	Legris Fitting	
38165600	Stainless 1/4" Tube x 1/4" Tube	Push-In Bulkhead Connector
38166000	Stainless 3/8" Tube x 3/8" Tube	Push-In Bulkhead Connector
38166200	Stainless 1/2" Tube x 1/2" Tube	Push-In Bulkhead Connector
38210411	Legris Fitting	
38210613	Legris Fitting	
38210810	Legris Fitting	
38210811	Legris Fitting	
38210814	Legris Fitting	
38211013	Legris Fitting	
38215511	Legris Fitting	
38215611	1/4" od x 1/8" mnpt standpipe ss	
38215614	1/4" od x 1/4" mnpt stanpipe ss	
38216014	Legris Fitting	
38216018	Legris Fitting	
38216214	Legris Fitting	
38216218	Legris Fitting	
38216222	Legris Fitting	
38890410	Legris Fitting	
38890411	Legris Fitting	
38890413	Legris Fitting	
38890610	Legris Fitting	
38890611	Legris Fitting	
38890613	Legris Fitting	
38890810	Legris Fitting	
38890811	8MM X 1/8 NPT COMPACT ELBOW	
38890813	Legris Fitting	
38890814	8MM X 1/4 MALE ELBOW	
38891013	Legris Fitting	
38891017	STAINLESS STEEL COMPACT ELBOW	10MM OD X 3/8" MALE BSPT
38891213	Legris Fitting	
38891217	Legris Fitting	
38891221	STAINLESS STEEL MALE COMPACT ELBOW	12MM OD X 1/2" MALE BSPT
38895511	Legris Fitting	
38895514	Legris Fitting	
38895611	Stainless 1/4" Tube x 1/8" MNPT	Push-In Male Elbow
38895614	Stainless 1/4" Tube x 1/4" MNPT	Push-In Male Elbow
38896014	Stainless 3/8" Tube x 1/4" MNPT	Push-In Male Elbow
38896018	Stainless 3/8" Tube x 3/8" MNPT	Push-In Male Elbow
38896214	Legris Fitting	
38896218	Stainless 1/2" Tube x 3/8" MNPT	Push-In Male Elbow
38896222	Stainless 1/2" Tube x 1/2" MNPT	Push-In Male Elbow
3890419	Legris Fitting	
3890420	Legris Fitting	
3CJBF3-B	3/8" HI-FLO COUPLER, 3/8" BSPP BRAS	200655-3
3CJBF4-B	3/8" HI-FLO COUPLER, 1/2" BSPP BRAS	200655-3-4
3CJBM3-B	3/8" HI-FLO COUPLER, 3/8" BSPT BRAS	200657-3
3CJBM4-B	3/8" HI-FLO COUPLER, 1/2" BSPT BRAS	200657-3-4
3CJF3-B	3/8" HI-FLO COUPLER, 3/8" NPTF BRAS	200654-3
3CJF4-B	3/8" HI-FLO COUPLER, 1/2" NPTF BRAS	200654-3-4
3CJM3-B	3/8" HI-FLO COUPLER, 3/8" M-NPTF BR	200656-3
3CJM4-B	3/8" HI-FLO COUPLER, 1/2" M-NPTF BR	200656-3-4
3CJS4-B	3/8" HI-FLO COUPLER, 1/2" BARB BRAS	200658-3-4
3CM4B3-B	3/8" MOLD COUP, 3/8" P-LOC 45 VALVE	200208-3
3CM4B3-B-E	3/8" MOLD COUP, 3/8" P-LOC 45 UNVAL	200205-3
3CM4B4-B	3/8" MOLD COUP, 1/2" P-LOC 45 VALVE	200208-3-4
3CM4B4-B-E	3/8" MOLD COUP, 1/2" P-LOC 45 UNVAL	200205-3-4
3CM4S3-B	3/8" MOLD COUP, 3/8" BARB 45 VALVED	200235-3
3CM4S3-B-E	3/8" MOLD COUP, 3/8" BARB 45 UNVALV	200232-3
3CM4S4-B	3/8" MOLD COUP, 1/2" BARB 45 VALVED	200235-3-4
3CM4S4-B-E	3/8" MOLD COUP, 1/2" BARB 45 UNVALV	200232-3-4
3CM9B3-B	3/8" MOLD COUP, 3/8" P-LOC 90 VALVE	200209-3
3CM9B3-B-E	3/8" MOLD COUP, 3/8" P-LOC 90 UNVAL	200206-3
3CM9B4-B	3/8" MOLD COUP, 1/2" P-LOC 90 VALVE	200209-3-4
3CM9B4-B-E	3/8" MOLD COUP, 1/2" P-LOC 90 UNVAL	200206-3-4
3CM9S3-B	3/8" MOLD COUP, 3/8" BARB 90 VALVED	200236-3
3CM9S3-B-E	3/8" MOLD COUP, 3/8" BARB 90 UNVALV	200233-3
3CM9S4-B	3/8" MOLD COUP, 1/2" BARB 90 VALVED	200236-3-4
3CM9S4-B-E	3/8" MOLD COUP, 1/2" BARB 90 UNVALV	200233-3-4
3CMB3-B	3/8" MOLD COUP, 3/8" P-LOC VALVED	200207-3
3CMB3-B-E	3/8" MOLD COUP, 3/8" P-LOC UNVALVED	200204-3
3CMB3-B-E-LS	3/8" MOLD COUP, 3/8" PUSH-LOC	201134-3
3CMB4-B	3/8" MOLD COUP, 1/2" P-LOC VALVED	200207-3-4
3CMB4-B-E	3/8" MOLD COUP, 1/2" P-LOC UNVALVED	200204-3-4
3CMF2-B	3/8" MOLD COUP, 1/4" NPTF, VALVED	200566-3-2
3CMF2-B-E	3/8" MOLD COUP, 1/4" NPTF, UNVALVED	200300-3-2
3CMF2-B-E-LS	3/8" MOLD COUP, 1/4" NPTF, UNVALVED	200482-3-2
3CMF3-B-E	3/8" MOLD COUP, 3/8" NPTF, UNVALVED	200300-3
3CMPC-B	3/8" CM PRESSURE PLUG BRASS	270026-3
3CMS3-B	3/8" MOLD COUP, 3/8" BARB VALVED	200234-3
3CMS3-B-E	3/8" MOLD COUP, 3/8" BARB UNVALVED	200231-3

3CMS4-B	3/8" MOLD COUP, 1/2" BARB VALVED	200234-3-4	
3CMS4-B-E	3/8" MOLD COUP, 1/2" BARB UNVALVED	200231-3-4	
3DB3-B	3/8" IND COUPLER, 3/8" P-LOC BRASS	200768-3	
3DBF3-B	3/8" IND COUPLER, 3/8" BSPP, BRASS	200361-3	
3DBM3-B	3/8" IND COUPLER, 3/8" M-BSPP	200902-3	
3DF2-B	3/8" IND COUPLER, 1/4" NPTF, BRASS		850825
3DF2-B-LS	3/8" IND COUPLER, 1/4" NPTF, BRASS	200368-3-2	
3DF3-B	3/8" IND COUPLER, 3/8" NPTF, BRASS		850826
3DF3-B-BV	3/8" IND COUPLER, 3/8" NPTF, BRASS		420938
3DF3-B-BV-LS	3/8" IND COUPLER, 3/8" NPTF, BRASS		
3DF3-B-C1	3/8" IND COUPLER, 3/8" NPTF, BRASS	200709-3	
3DF3-B-LS	3/8" IND COUPLER, 3/8" NPTF, BRASS	200368-3	
3DF4-B	3/8" IND COUPLER, 1/2" NPTF, BRASS		850827
3DF4-B-C1	3/8" IND COUPLER, 1/2" NPTF, BRASS	200709-3-4	
3DF4-B-LS	3/8" IND COUPLER, 1/2" NPTF, BRASS	200368-3-4	
3DM2-B	3/8" IND COUPLER, 1/4" M-NPTF, BRAS		850822
3DM2-B-LS	3/8" IND COUPLER, 1/4" M-NPTF, BRAS	200369-3-2	
3DM3-B	3/8" IND COUPLER, 3/8" M-NPTF, BRAS		850823
3DM3-B-BV	3/8" IND COUPLER, 3/8" M-NPTF, BRAS	200461-3	
3DM3-B-E	3/8" IND COUPLER, 3/8" M-NPTF, BRAS	200740-3	
3DM3-B-LS	3/8" Ind Coupler, 3/8" M NPTF, BRAS	200369-3	
3DM4-B	3/8" IND COUPLER, 1/2" M-NPTF, BRAS		850824
3DM4-B-BV	3/8" IND COUPLER, 1/2" M-NPTF, BRAS	200461-3-4	
3DM4-B-LS	3/8" IND COUPLER, 1/2" M-NPTF, BRAS		
3DS2-B	3/8" IND COUPLER, 1/4" BARB, BRASS		850828
3DS3-B	3/8" IND COUPLER, 3/8" BARB, BRASS		850829
3DS3-B-E	3/8" IND COUPLER, 3/8" BARB, BRASS	200741-3	
3DS3-B-LS	3/8" IND COUPLER, 3/8" BARB, BRASS	200430-3	
3DS3-B-SV	3/8" IND COUPLER, 3/8" BARB, BRASS	200466-3	
3DS4-B	3/8" IND COUPLER, 1/2" BARB, BRASS		850830
3EBF3-B	3/8" STR8-THRU COU, 3/8" BSPP	200346-3	
3EF3-B	3/8" STR8-THRU COUP, 3/8" NPTF, BRA	200079-3	
3EF3-B-LS	3/8" STR8-THRU COUP 3/8" NPTF BRASS	200093-3	
3EM3-B	3/8" S.T. COUPLER, 3/8" M-NPTF, BRA	200080-3	
3EM3-B-LS	3/8" STR8-THRU COUP 3/8" NPTF BRASS	200094-3	
3ES3-B	3/8" Brass Std Hose Barb Coupler		
3FF2-B-ZV	3/8" IND COUPLER, 1/4" NPTF, BRASS	200193-3-2	
3FF3-B-SV-XS-LS	3/8" IND COUPLER, 3/8" NPTF	201214-3	
3FF3-B-ZV	3/8" IND COUPLER, 3/8" NPTF, BRASS	200193-3	
3FM3-B-ZV	3/8" IND COUPLER, 3/8" M-NPTF, BRAS	200347-3	
3HBF3-B	3/8" ISO-B COUPLER, 3/8" BSPP, BRASS	200210-3	
3HBF3-B-LS	3/8" ISO-B COUPLER, 3/8" BSPP, BRASS	200463-3	
3HF3-B	3/8" ISO-B COUPLER, 3/8" NPTF, BRASS	200025-3	
3HF3-B-E	3/8" ISO-B COUPLER, 3/8" NPTF, BRASS	200013-3	
3HF3-B-LS	3/8" ISO-B COUPLER, 3/8" NPTF, BRASS	200150-3	
3HF3-B-SV	3/8" ISO-B COUPLER, 3/8" NPTF, BRASS	200158-3	
3HF3-B-SV-LS	3/8" ISO-B COUPLER, 3/8" NPTF, BRASS	200603-3	
3HF3-B-SV-LS-C1	3/8" ISO-B COUPLER, 3/8" NPTF, BRASS	200941-3	
3HF3-B-VA	3/8" ISO-B COUPLER, 3/8" NPTF, BRASS	200536-3	
3HSBF3-B-E	3/8" STEAM COUPLER, 1/4" BSPP, W/O	200778-3	
3HS-BSKIT	3/8" ISO-B STEAM SEAL KIT, BRASS	140125-3	
3HSF3-B	3/8" STEAM COUPLER, 3/8" NPTF	200005-3	
3HSF3-B-E	3/8" STEAM COUPLER, 3/8" NPTF	200496-3	
3HSF3-B-LS	3/8" STEAM COUPLER, 1/4" NPTF	200407-3	
3JM3-B-ZV	3/8" TRUFLATE COU, STL VALVE	200345-3	
3UF3-B	3/8" UNI-COUPLER, 3/8" NPTF, BRASS	200678-3	
3UM3-B	3/8" UNI-COUPLER, 3/8" M-NPTF, BRASS	200680-3	
3US3-B	3/8" UNI-COUPLER, 3/8" HOSE BARB, BR	200682-3	
3VBF3-B	3/8" H-STYLE COUPL, 3/8" BSPP, BRAS	200266-3	
3VBF3-B-E	3/8" H-COUPLER, 3/8" BSPP, BRASS, U	200249-3	
3VBM3-B	3/8" H-STYLE COU, 3/8" BSPT BRASS	200267-3	
3VF3-B	3/8" H-STYLE COUPL, 3/8" NPTF, BRAS	200041-3	
3VF3-B-E	3/8" H-COUPLER, 3/8" NPTF, BRASS, U	200247-3	
3VF3-B-E-LS	3/8" H-COUPLER, 3/8" NPTF, BRASS, U	200320-3	
3VF3-B-LS	3/8" H-STYLE COUPL, 3/8" NPTF, BRAS	200326-3	
3VF3-B-LS-C1	3/8" H-STYLE COUPL, 3/8" NPTF, BRAS	200862-3	
3VM3-B	3/8" H-STYLE COUP, 3/8" M-NPTF, BRA	200265-3	
3VM3-B-E	3/8" H-STYLE COUP, 3/8" MNPT, BRAS,	200248-3	
3VM3-B-E-LS	3/8" H-STYLE COUP, 3/8" MNPT, BRAS,	200876-3	
400-A-BR	4" Brass Male Adapter x Female NPT		
400-B-BR	4" Brass Female Coupler x Male NPT		
400-C-BR	4" Brass Fem Cplr x Hose Shank		
400-D-BR	4" Brass Female Coupler x FNPT		
400-DC-BR	4" Brass Dust Cap		
400DC-LBR	4" Brass Lockable Dust Cap	Obsolete	
400-DP-BR	4" Brass Dust Plug		
400-E-BR	4" Brass Male Adapter x Hose	Shank	
400-F-BR	4" Brass Male Adapter x Male NPT		
400-LH-BR	4" Brass Locking Handle for Dixon	Dust Caps	
400-TCA-BR	4" Brass Tank Car Adapter	Standard RR Tank Car Thread	
401-01	1/4" Red Brass Pipe, 180° Steam	Gauge Siphon, ASTM-B-43	
4025REV90	4" NPT X (2) 2.5" NPT 90 DGR	REVERSE ANGLE CONC BODY	
4025REV90SS	4 NPT X (2) 2.5 NPT 90 DEG STAINLSS	STEEL REVERSE ANGLE BODY	
4030-DA-BR	4" Brass Reducer Coupler x 3"	Adapter	
4030-D-BR	4" Brass Coupler x 3" Female NPT		
4030REV90	4" NPT X (2) 3" NPT 90 DEGREE	REVERSE ANGLE CONC BODY	
4030REV90SS	4" NPT X (2) 3" 90 DEGREE STAINLESS	STEEL REVERSE ANGLE VALVE	
41FL-4	1/4" Tube, 7/16"-20 Straight Thd	9/16" Hex Brass Long Nut Flare Ftg	
41FL-6	3/8" Tube, 5/8"-18 Straight Thd	3/4" Hex Brass Long Nut Flare Ftg	
41FL-8	1/2" Tube, 3/4"-16 Straight Thd	7/8" Hex Brass Long Nut Flare Ftg	
41FS-4	1/4" Tube, 7/16"-20 Straight Thd	9/16" Hex Brass Short Nut Flare Ftg	
41FS-6	3/8" Tube, 5/8"-18 Straight Thd	3/4" Hex Brass Short Nut Flare Ftg	
41FS-8	1/2" Tube, 3/4"-16 Straight Thd	7/8" Hex Brass Short Nut Flare Ftg	
4202152120	Legris Fitting		
4203101820	Legris Fitting		
4203152220	Legris Fitting		
4203202820	Legris Fitting		

4203253520	Legris Fitting		
4203324320	Legris Fitting		
4203405020	Legris Fitting		
4203504420	Legris Fitting		
42-406-00001	BR Clapper Assembly to Include:	Screws, O'rings and Clapper	
42F-4	1/4" Tube, 7/16"-20 Straight Thd	7/16" Hex, Brass SAE 45° Union	
42F-6	3/8" Tube, 5/8"-18 Straight Thd	5/8" Hex, Brass SAE 45° Union	
42F-8	1/2" Tube, 3/4"-16 Straight Thd	3/4" Hex, Brass SAE 45° Union	
44-251-00006	Pentagon Hex Adapter Nut for	Wharf Hydrant	
46F-04-02	BRASS 1/4" MJIC X 1/8" FNPT ADAPT		
46F-10-6	3/8" Brass Female Connector	SAE 45° Flare Fitting	
46F-4-4	1/4" Brass Female Connector	SAE 45° Flare Fitting	
46F-4-6	3/8" Brass Female Connector		
46F-6-4	1/4" Brass Female Connector	SAE 45° Flare Fitting	
46F-6-6	3/8" Brass Female Connector	SAE 45° Flare Fitting	
46F-6-8	1/2" Brass Female Connector	SAE 45° Flare Fitting	
46F-8-4	1/4" Brass Female Connector	SAE 45° Flare Fitting	
46F-8-6	3/8" Brass Female Connector	SAE 45° Flare Fitting	
46F-8-8	1/2" Brass Female Connector		
48901010	Legris Fitting		
48901313	Legris Fitting		
48901717	Legris Fitting		
48902121	Legris Fitting		
48902727	Legris Fitting		
48903434	Legris Fitting		
48951111	1/8" SS Uni-Directional Check Valve	FKM Seals	
48951414	1/4" SS Uni-Directional Check Valve	FKM Seals	
48951818	3/8" SS Uni-Directional Check Valve	FKM Seals	
48952222	1/2" SS Uni-Directional Check Valve	FKM Seals	
48F-10-6	3/8" Brass Male Connector	SAE 45° Flare Fitting	
48F-12-12	3/4" Brass Male Connector	SAE 45° Flare Fitting	
48F-4-4	1/4" Brass Male Connector	SAE 45° Flare Fitting	
48F-4-6	3/8" Brass Male Connector	SAE 45° Flare Fitting	
48F-4-8	1/2" Brass Male Connector	SAE 45° Flare Fitting	
48F-6-2	1/8" Brass Male Connector	SAE 45° Flare Fitting	
48F-6-4	1/4" Brass Male Connector	SAE 45° Flare Fitting	
48F-6-6	3/8" Brass Male Connector	SAE 45° Flare Fitting	
48F-6-8	1/2" Brass Male Connector	SAE 45° Flare Fitting	
48F-8-4	1/4" Brass Male Connector	SAE 45° Flare Fitting	
48F-8-6	3/8" Brass Male Connector	SAE 45° Flare Fitting	
48F-8-8	1/2" Brass Male Connector	SAE 45° Flare Fitting	
49825811	BALL VALVE DBL FML ECON		
49825814	1/4" Fem Npt X Fem Npt Brass Valve		
49825818	BALL VALVE DBL FML ECON		
49826022	BALL VALVE DBL FEM ECON		
4CM484-B-E	1/2" MOLD COUP, 1/2" P-LOC 45 UNVAL	200205-4	
4CM486-B-E	1/2" MOLD COUP, 3/4" P-LOC 45 UNVAL	200205-4-6	
4CM454-B-E	1/2" MOLD COUP, 1/2" BARB 45 UNVALV	200232-4	
4CM456-B-E	1/2" MOLD COUP, 3/4" BARB 45 UNVALV	200232-4-6	
4CM984-B-E	1/2" MOLD COUP, 1/2" P-LOC 90 UNVAL	200206-4	
4CM986-B-E	1/2" MOLD COUP, 3/4" P-LOC 90 UNVAL	200206-4-6	
4CM954-B-E	1/2" MOLD COUP, 1/2" BARB 90 UNVALV	200233-4	
4CM956-B-E	1/2" MOLD COUP, 3/4" BARB 90 UNVALV	200233-4-6	
4CMB4-B-E	1/2" MOLD COUP, 1/2" P-LOC, UNVALVE	200204-4	
4CMB6-B-E	1/2" MOLD COUP, 3/4" P-LOC, UNVALVE	200204-4-6	
4CMF4-B-E	1/2" MOLD COUP, 1/2" NPTF, UNVALVED	200300-4	
4CMM4-B-E	1/2" Mold Coupler, 1/2" Male NPTF	201093-4	
4CMPC-B	1/2" CM PRESSURE PLUG BRASS	270026-4	
4CMS4-B-E	1/2" MOLD COUP, 1/2" BARB UNVALVED	200231-4	
4CMS6-B-E	1/2" MOLD COUP, 3/4" BARB UNVALVED	200231-4-6	
4DB4-B	1/2" IND COUPLER, 1/2" P-LOC BRASS	200768-4	
4DBF3-B	1/2" IND COUP, 3/8" BSPP, BRASS	200361-4-3	
4DBF4-B	1/2" IND COUPLER, 1/2" BSPP, BRASS	200361-4	
4DBF6-B	1/2" IND COUP, 3/4" BSPP, BRASS	200361-4-6	
4DBM4-B	1/2" IND COUPLER, 1/2" BSPP	200902-4	
4DF3-B	1/2" IND COUPLER, 3/8" NPTF, BRASS		850502
4DF3-B-BV	1/2" IND COUP, 3/8" NPTF, BR VALVE	200432-4-3	
4DF3-B-LS	1/2" IND COUP, 3/8" NPTF, BRASS	200368-4-3	
4DF4-B	1/2" IND COUPLER, 1/2" NPTF, BRASS		850504
4DF4-B-BV	1/2" IND COUPLER, 1/2" NPTF, BRASS		420722
4DF4-B-C1	1/2" IND COUPLER, 1/2" NPTF, BRASS	200709-4	
4DF4-B-E	1/2" IND COUPLER, 1/2" NPTF, BRASS	200429-4	
4DF4-B-LS	1/2" IND COUPLER, 1/2" NPTF, BRASS	200368-4	
4DF4-B-SV	1/2" IND COUPLER, 1/2" NPTF, BRASS	200465-4	
4DF4-B-SV-LS	1/2" IND COUPLER, 1/2" NPTF	201203-4	
4DF6-B	1/2" IND COUPLER, 3/4" NPTF, BRASS		850506
4DF6-B-BV	1/2" IND COUPLER, 3/4" NPTF, BRASS	200432-4-6	
4DM3-B	1/2" IND COUPLER, 3/8" M-NPTF, BRAS		850496
4DM3-B-BV	1/2" IND COUPLER, 3/8" M-NPTF, BRAS	200461-4-3	
4DM3-B-LS	1/2" IND COUPLER, 3/8" M-NPTF, BRAS	200369-4-3	
4DM4-B	1/2" IND COUPLER, 1/2" M-NPTF, BRAS		850498
4DM4-B-BV	1/2" IND COUPLER, 1/2" M-NPTF, BRAS		420936
4DM4-B-E	1/2" IND COUPLER, 1/2" M-NPTF	200740-4	
4DM4-B-LS	1/2" IND COUPLER, 1/2" M-NPTF, BRAS	200369-4	
4DM4-B-SV-LS	1/2" IND COUP, 1/2" M-NPTF	201204-4	
4DM6-B	1/2" IND COUPLER, 3/4" M-NPTF, BRAS		850500
4DM6-B-BV	1/2" IND COUPLER, 3/4" M-NPTF, BRAS		450672
4DM6-B-C2	1/2" IND COUPLER, 3/4" M-NPTF, BRAS	200954-4-6	
4DM6-B-E	1/2" IND COUPLER, 3/4" M-NPTF	200740-4-6	
4DM6-B-LS	1/2" IND COUPLER, 3/4" M-NPTF, BRAS	200369-4-6	
4DS3-B	1/2" IND COUPLER, 3/8" BARB, BRASS		850508
4DS3-B-BV	1/2" IND COUPLER, 3/8" BARB, BRASS	200460-4-3	
4DS3-B-LS	1/2" IND COUPLER, 3/8" BARB, BRASS	200430-4-3	
4DS4-B	1/2" IND COUPLER, 1/2" BARB, BRASS		850510
4DS4-B-LS	1/2" IND COUPLER, 1/2" BARB, BRASS	200430-4	
4DS4-B-SV	1/2" IND COUPLER, 1/2" BARB, BRASS	200466-4	
4DS6-B	1/2" IND COUPLER, 3/4" BARB, BRASS		850512

4DS6-B-LS	1/2" IND COUPLER, 3/4" BARB, BRASS	200430-4-6	
4DS6-B-SV	1/2" IND COUPLER, 3/4" BARB, BRASS	200466-4-6	
4EBF4-B	1/2" STR8-THRU COU, 1/2" BSPP	200346-4	
4EF4-B	1/2" STR8-THRU COUP, 1/2" NPTF, BRA	200079-4	
4EF4-B-LS	1/2" STR8-THRU COUP, 1/2" NPTF, BRA	200093-4	
4EM4-B	1/2" S.T. COUPLER, 1/2" M-NPTF, BRA	200080-4	
4EM4-B-C1	1/2" S.T. COUPLER, 1/2" M-NPTF, BRA	200918-4	
4EM4-B-LS	1/2" S.T. COUPLER, 1/2" M-NPTF, BRA	200094-4	
4ES4-B	1/2" Brass Std Hose Barb Coupler		
4ES4-B-LS	1/2" STR8-THRU COUPLER, 1/2" NPTF	200095-4	
4FS4-B	1/2" IND COUPLER, 1/2" BARB		421000
4FS4-B-E	1/2" IND COUPLER, 1/2" BARB,UV		420850
4HBF4-B	1/2" ISO-B COUPLER, 1/2" BSPP, BRAS	200210-4	
4H-BRKIT	1/2" ISO-B REPAIR KIT, BRASS	140097-4	
4HF4-B	1/2" ISO-B COUPLER, 1/2" NPTF, BRAS	200025-4	
4HF4-B-E	1/2" ISO-B COUPLER, 1/2" NPTF, BRAS	200013-4	
4HF4-B-LS	1/2" ISO-B COUPLER, 1/2" NPTF, BRAS	200150-4	
4HF4-B-SSV	1/2" ISO-B COUPLER, 1/2" NPTF, BRAS	201078-4	
4HF4-B-VA	1/2" ISO-B COUPLER, 1/2" NPTF, BRAS	200536-4	
4HOF4-B	1/2" ISO-B COUPLER, 1/2" ORB, BRASS	200219-4	
4HS-BSKIT	1/2" ISO-B STEAM SEAL KIT, BRASS	140125-4	
4HSF4-B	1/2" STEAM COUPLER, 1/2" NPTF	200005-4	
4KF4-B-SSV	1/2" ISO-A Coupler, Brass, SSV	201088-4	
4NBF4-B	BOWES COUPLER, 1/2" BSPP, BRASS	200617-4	
4NBF6-B	BOWES COUPLER, 3/4" NPTF, BRASS	200617-4-6	
4NBF8-B	BOWES COUPLER, 1" BSPP, BRASS	200617-4-8	
4NBM4-B	BOWES COUPLER, 1/2" M-BSPT, BRASS	200620-4	
4NBM6-B	BOWES COUPLER, 3/4" M-BSPT, BRASS	200620-4-6	
4NBM8-B	BOWES COUPLER, 1" M-BSPT, BRASS	200620-4-8	
4NF3-B	BOWES COUPLER, 3/8" NPTF, BRASS		850083
4NF4-B	BOWES COUPLER, 1/2" NPTF, BRASS		850085
4NF6-B	BOWES COUPLER, 3/4" NPTF, BRASS		850087
4NF8-B	BOWES COUPLER, 1" NPTF BRASS	200135-4-8	
4NM3-B	BOWES COUPLER, 3/8" M-NPTF, BRASS		850071
4NM4-B	BOWES COUPLER, 1/2" M-NPTF, BRASS		850073
4NM6-B	BOWES COUPLER, 3/4" M-NPTF, BRASS		850075
4NM8-B	BOWES COUPLER, 1" M-NPTF BRASS	200138-4-8	
4NS3-B	BOWES COUPLER, 3/8" BARB, BRASS	200890-4-3	
4NS4-B	BOWES COUPLER, 1/2" BARB, BRASS	200890-4	
4NS6-B	BOWES COUPLER, 3/4" BARB, BRASS	200890-4-6	
4NS8-B	BOWES COUPLER, 1" BARB, BRASS	200890-4-8	
4PF6-B	THOR COUPLER, 3/4" NPTF, BRASS	200485-4-6	
4PS4-B	THOR COUPLER, 1/2" BARB, BRASS	200895-4	
4PS6-B	THOR COUPLER, 3/4" BARB, BRASS	200895-4-6	
4PS6-B-FS	THOR COUPLER, 3/4" BARB, BRASS	200907-4-6	
4PS8-B	THOR COUPLER, 1" BARB, BRASS	200895-4-8	
4VBF4-B	1/2" H-STYLE COUPL, 1/2" BSPP, BRAS	200266-4	
4VBF4-B-E	1/2" H-COUPLER, 1/2" BSPP, BRASS, U	200249-4	
4VF4-B	1/2" H-STYLE COUPL, 1/2" NPTF, BRAS	200041-4	
4VF4-B-E	1/2" H-COUPLER, 1/2" NPTF, BRASS, U	200247-4	
4VF4-B-E-C1	1/2" H-COUPLER, 1/2" NPTF, BRASS, U	200912-4	
4VF4-B-E-LS	1/2" H-COUPLER, 1/2" NPTF, BRASS, U	200320-4	
4VF4-B-LS	1/2" H-STYLE COUPL, 1/2" NPTF, BRAS	200326-4	
4VF4-B-SSV	1/2" H-STYLE COUPLER, 1/2" NPTF	201161-4	
4VM4-B	1/2" H-STYLE COUP, 1/2" M-NPTF, BRA	200265-4	
4VM4-B-E	1/2" H-STYLE COUP, 1/2" MNPT, BRASS	200248-4	
500-A-BR	5" Brass Male Adapter x Female NPT		
500AN4	3/4" GHT Brass Twist Nozzle	4" Length	
500AN7	3/4" GHT, Brass Twist Nozzle,	6" Length, 5-7/8" Adjustable	
500-B-BR	5" BRASS FEM. COUPLER X MALE NPT		
500-C-BR	5" Brass Fem Cplr x Hose Shank		
500-D-BR	5" Brass Female Coupler x FNPT		
500-DC-BR	5" Brass Dust Cap		
500-DP-BR	5" Brass Dust Plug		
500-E-BR	5" Brass Male Adapter x Hose Shank		
500-F-BR	5" Brass Male Adapter x Male NPT		
500GH4VBK	GHT 4-Valve Manifold, PTFE Seals	Forged Brass, SS Balls, Swiv Inlet	
500GHV	GARDEN HOSE VALVE		
500GHY	GARDEN HOSE "Y" VALVE		
500QCF	GH Brass Garden Hose Quick	Connector, Female Coupler	
500QCFV	GH Brass Valved Coupler,	Water Shutoff	
500QCM	3/4" Brass Garden Hose Quick	Connector, Male Plug	
500SN2	GARDEN HOSE NOZZLE - 2" SWEEPER		
500SN6	3/4" GHT x 6" Long Brass Nozzle		
500YC	GARDEN HOSE "Y" COUPLER Nickel Plat		
5011202C	3/4" GHT Rigid Female x 1/8" Female	NPTF, Non Swivel, Brass	
5011204C	3/4" Rigid Female GHT x 1/4" Female	NPTF, Non Swivel, Brass	
5011206C	3/4" Rigid Female GHT x 3/8" Female	NPTF, Non Swivel, Brass	
5011208C	3/4" Rigid Female GHT x 1/2" Female	NPTF, Non Swivel, Brass	
5011212C	3/4" Rigid Female GHT x 3/4" Female	NPTF, Non Swivel, Brass	
5021208C	3/4" Female GHT Swivel x 1/2"	Female NPTF, Brass	
5021208CLF	3/4" F GHT Swi Adapter x1/2" F NPT	LEAD FREE <= 0.25% Pb	
5021212C	3/4" Female GHT Swivel x 3/4"	Female NPTF, Brass	
5021212CLF	FGHT Swivel Hose x FNPT - 3/4"	LEAD FREE	
5025REV90	5" NPT X (2) 2.5" NPT 90 DEGREE	REVERSE ANGLE CONC BODY	
5030REV90	5" NPT X (2) 3" NPT 90 DEGREE	REVERSE ANGLE VALVE	
5031206C	3/4" Female GHT x 3/8" Male NPTF,	Brass, Non Swivel	
5031208C	1/2" Female GHT x 1/2" Male NPTF,	Brass, Non Swivel	
5031212C	3/4" Female GHT x 3/4" Male NPTF,	x 1/2" Female NPTF Brass, NonSwiv	
504-1204	3/4" Brass Fem GHT Swivel x	1/4" Male NPTF	
5041204C	3/4" Female GHT Swivel x 1/4" Male	NPTF, Brass	
5041206C	3/4" Female GHT Swivel x 3/8" Male	NPTF, Brass	
504-1208	3/4" Brass Fem GHT Swivel x	1/2" Male NPTF	
5041208C	3/4" Female GHT Swivel x 1/2" Male	NPTF, Brass	
504-1212	3/4" Brass Fem GHT Swivel x	3/4" Male NPTF	
5041212C	3/4" Female GHT Swivel x 3/4" Male	NPTF, Brass	
5061212C	3/4" Brass Female GHT Swivel	Adapter x 3/4" Female GHT	

5061212CLF	3/4" Female GHT Swivel Adapter	LEAD FREE <= .025% LEAD
5071204C	3/4" Male GHT Adapter x 1/4" Female	NPTF, Brass
5071206C	3/4" Male GHT Adapter x 3/8" Female	NPTF, Brass
5071208C	3/4" Male GHT Adapter x 1/2" Female	NPTF, Brass
5071212C	3/4" Male GHT Adapter x 3/4" Female	NPTF, Brass
5071212CLF	3/4" Male GHT X 3/4" Female Pipe	LEAD FREE <= .025% LEAD
5081206C	3/4" Male GHT Adapter x 3/8" Male	NPTF, Brass
5081208C	3/4" Male GHT Adapter x 1/2" Male	NPTF, Brass
5081208CLF	3/4" MGH x 1/2" MNPT x 1/2" Nom Swt	LEAD FREE <= 0.25% Pb
5081212C	GH ADPTR NH X NPTF MXM 3/4" X 3/4"	
5081216C	3/4" Male GHT Adapter x 1" Male	NPTF, Brass
5091212C	3/4" Male GHT Adapter x 3/4" Male	GHT, Brass
5091212CLF	3/4" MGH x 3/4" MGH x 1/2" FPT	LEAD FREE <= .025% LEAD
5091612C	1" Male NPSH Male x 3/4" Male	GHT, Brass
50-A-BR	1/2" Brass Male Adapter x FNPT	
50-B-BR	1/2" Brass Female Coupler x MNPT	
50-C-BR	1/2" Brass Fem Cplr x Hose Shank	
50-D-BR	1/2" Brass Female Coupler x FNPT	
50-DC-BR	1/2" Brass Dust Cap	
50-DP-BR	1/2" Brass Dust Plug	
50-E-BR	1/2" Brass Male Adapter x Hose	Shank
50-F-BR	1/2" Brass Male Adapter x Male NPT	
5111A	Manually Operated Brass Ferrule	Crimper, 2551110000
5131212C	3/4" Female Round Garden Hose Cap,	Brass
5131212T	Garden Hose Round Cap	No Washer
514-1212	DO NOT USE USE BA776	Gh Adapter Nhxntmxmf 3/4x3/4
5141212C	3/4" Male GHT Adapter x 3/4" Male	NPTF, Brass
5141212CLF	3/4" MGH x 3/4" M NPT x 1/2" FNPT	LEAD FREE <= 0.25% Pb
56RBSG-06	3/8" Hose Size, Air Brake Spring	2.70" Length
56RBSG-08	1/2" Hose Size, Air Brake Spring	2.70" Length
5720812C	Male Garden Hose Lok-on - 1/2"	
5720812T	Male Garden Hose LOK_ON - 1/2"	
5721012C	Male Garden Hose LOK-ON - 5/8"	
5721012T	Male Garden Hose LOK-ON - 5/8"	
5721212C	Male Garden Hose LOK-ON - 3/4"	
5721212T	Garden Hose LO-ON - 3/4"	
5740812C	Female GH LOK-ON - 1/2"	
5740812S	Female GH LOK-ON Stem - 1/2"	
5741012C	Female GH LOK-ON - 5/8"	
5741012S	Female GH LOK-ON - 5/8"	
5741212C	Female GH LOK-ON - 3/4"	
5741212S	Female GH LOK-ON - 3/4"	
5780808C	GARDEN HOSE MENDER 1/2" X 1/2"	
5781010C	GARDEN HOSE MENDER 5/8" X 5/8"	
5781212C	3/4" Hose ID, Brass, Hose Splicer,	Pkg Qty 50
5781616C	1" Hose ID, Brass, Hose Splicer,	Pkg Qty 10
5810-36-X	2 1/4" ID SILICONE FIRE JACKET	
5810812S	GARDEN HOSE STEM 1/2" X 3/4"	
5811012S	GARDEN HOSE STEM 5/8" X 3/4"	
5811212S	GARDEN HOSE STEM 3/4" X 3/4"	
5850812C	1/2" Hose, Brass, Male GHT Cplg,	1" Shank Length
5851012C	5/8" Hose, Brass, Male GHT Cplg,	1" Shank Length
5851212C	3/4" Hose, Brass, Male GHT Cplg,	1" Shank Length
5860812C	1/2" Hose, Brass, Female GHT Cplg,	1" Shank Length, Round Nut
5860812S	SHORT SHANK 1/2" X 3/4"	
5861012C	5/8" Hose, Brass, Female GHT Cplg,	1" Shank Length, Round Nut
5861012S	SHORT SHANK 5/8" X 3/4"	
5861212C	3/4" Hose, Brass, Female GHT Cplg,	1" Shank Length, Round Nut
5861212S	SHORT SHANK 3/4" X 3/4"	
5880812C	1/2" Hose, Brass, Female GHT Cplg,	1" Shank Length, Hex Nut
5881012C	5/8" Hose, Brass, Female GHT Cplg,	1" Shank Length, Hex Nut
5881212C	3/4" Hose, Brass, Female GHT Cplg,	1" Shank Length, Hex Nut
59-001	1/4" NPT Bronze Y-Line Strainer	50 x 50 Mesh
59-002	3/8" NPT Bronze Y-Line Strainer	50 x 50 Mesh
59-003	1/2" NPT Bronze Y-Line Strainer	50 x 50 Mesh
59-004	3/4" NPT Bronze Y-Line Strainer	20 x 20 Mesh
59-005	1" NPT Bronze Y-Line Strainer	20 x 20 Mesh
59-006	1-1/4" NPT Bronze Y-Line Strainer	20 x 20 Mesh
5900612C	3/8" Hose Size, Machined Brass,	GHT Male
59-007	1-1/2" NPT Bronze Y-Line Strainer	20 x 20 Mesh
59-008	2" NPT Bronze Y-Line Strainer	20 x 20 Mesh
5900812C	1/2" Hose Size, Machined Brass,	GHT Male
5900812CLF	M GARDEN HOSE 1/2" X 3/4"	LEAD FREE
5901012C	5/8" Hose Size, Machined Brass,	GHT Male
5901012CLF	M GARDEN HOSE 5/8" X 3/4"	LEAD FREE
5901212C	3/4" Hose Size, Machined Brass,	GHT Male
5901212CLF	MALE GARDEN HOSE FITTING 3/4" X 3/4"	LEAD FREE <= .025% LEAD
5901612C	1" Hose Size, Machined Brass,	GHT Male
5901616C	1" Hose ID x 1" NPSM Thread,	Brass Short Shank Male
5910612C	3/8" Hose Size, Machined Brass,	GHT Female w/ Swivel Nut
5910612S	FEMALE SWIVEL 3/8" X 3/4"	
5910812C	1/2" Hose Size, Machined Brass,	GHT Female w/ Swivel Nut
5910812CLF	F SWIV.GARDEN HOSE 1/2" X 3/4"	LEAD FREE
5910812S	GARDEN HOSE FEMALE 1/2" X 3/4"	
5910812SLF	F SWIV.GARDEN HOSE STEM - 1/2"	LEAD FREE
5911012C	5/8" Hose Size, Machined Brass,	GHT Female w/ Swivel Nut
5911012CLF	F SWIV.GARDEN HOSE 5/8" X 3/4"	LEAD FREE
5911012LLS	Female G/H with Low Lead Stem	
5911012S	GARDEN HOSE SWIVEL 5/8" X 3/4"	
5911012SLF	F SWIV.GARDEN HOSE STEM - 5/8"	LEAD FREE
5911212C	3/4" Hose Size, Machined Brass,	GHT Female w/ Swivel Nut
5911212CLF	FEM SWIV.GARDEN HOSE 3/4" X 3/4"	LEAD FREE <= .025% LEAD
5911212LLS	Female G/H with Low Lead Stem	
5911212N	FEMALE GH NUT 3/4" X 3/4"	
5911212NLF	F GARDEN HOSE NUT 3/4"	LEAD FREE
5911212S	GARDEN HOSE SWIVEL 3/4" X 3/4"	
5911212SLF	F SWIV.GARDEN HOSE STEM - 3/4"	LEAD FREE

5911612C	Female Garden Hose Fitting	1" x 3/4"
5911616C	FEMALE SWIV.GARDEN HOSE FIT. 1" X 1	
5911616N	GARDEN HOSE NUT 1" X 1"	
5911616S	FEMALE GARDEN HOSE 1" X 1"	
5930812C	1/2" x 3/4" Male, Brass Long Shank	GHT
5931012C	5/8" x 3/4" Male, Brass Long Shank,	GHT
5931212C	3/4" Male, Brass Long Shank, GHT	
5931616C	1" Male, Brass Long Shank	NPSM
5940812C	1/2" x 3/4" Fem, Brass Long Shank	w/Swivel Nut, GHT
5940812S	LONG SHANK 1/2" X 3/4"	
5941012C	5/8" x 3/4" Fem, Brass Long Shank	w/Swivel Nut, GHT
5941012S	LONG SHANK 5/8" X 3/4"	
5941212C	3/4" Fem, Brass Long Shank	w/Swivel Nut, GHT
5941212S	LONG SHANK 3/4" X 3/4"	
5941616C	LONG SHANK FEMALE G.H. FITTING 1" X	
5941616S	LONG SHANK 1" X 1"	
600-A-BR	6" Brass Male Adapter x Female NPT	
600-C-BR	6" Brass Fem Cplr x Hose Shank	
600-D-BR	6" Brass Female Coupler x FNPT	
600-DP-BR	6" Brass Dust Plug	
600-E-BR	6" Brass Male Adapter x Hose	Shank
600-F-BR	6" Brass Male Adapter x Male NPT	
600-H-BR	BRONZE HANDLE	
600-HR-BR	6" BRONZE HANDLE W/ RING	
600-HRP-BR	6" Brass Handle Ass'y	
600-LH-BR	6" BR Locking Handle for Dust Caps	
6025REV90	6" NPT X (2) 2.5" NPT 90 DEGREE	REVERSE ANGLE CONC BODY
6030REV90	** PARTS NO LONGER AVAILABLE **	
6040-DA-BR	6" Brass Reducer Coupler x 4"	Adapter
60C-02	1/8" Brass Sleeve Compression Ftg	
60C-03	3/16" Brass Sleeve Compression Ftg	
60C-04	1/4" Brass Sleeve Compression Ftg	
60C-05	5/16" Brass Sleeve Compression Ftg	
60C-06	3/8" Brass Sleeve Compression Ftg	
60C-07	7/16" Brass Sleeve Compression Ftg	
60C-08	1/2" Brass Sleeve Compression Ftg	
60C-10	5/8" Brass Sleeve Compression Ftg	
60C-12	3/4" Brass Sleeve Compression Ftg	
60C-14	7/8" Brass Sleeve Compression Ftg	
60NAB10	Brass Sleeve 5/8" Tube OD	SAE100115
60NAB12	Brass Sleeve 3/4" Tube OD	SAE100115
60NAB3	Brass Sleeve 3/16" Tube OD	SAE100115
60NAB4	Brass Sleeve 1/4" Tube OD	SAE100115
60NAB6	Brass Sleeve 3/8" Tube OD	SAE100115
60NAB8	Brass Sleeve 1/2" Tube OD	SAE100115
61-100	3" Brass Ball Cone Check Valve	FNPT
61-101	1/4" Brass Ball Cone Check Valve	FNPT
61-102	3/8" Brass Ball Cone Check Valve	FNPT
61-103	1/2" Brass Ball Cone Check Valve	FNPT
61-104	3/4" Brass Ball Cone Check Valve	FNPT
61-105	1" Brass Ball Cone Check Valve	FNPT
61-106	1-1/4" Brass Ball Cone Check Valve	FNPT
61-107	1-1/2" Brass Ball Cone Check Valve	FNPT
61-108	2" Brass Ball Cone Check Valve	FNPT
61-109	2-1/2" Brass Ball Cone Check Valve	FNPT
61-201	1/4" Brass Ball Cone Check Valve	MNPT x FNPT
61-202	3/8" Brass Ball Cone Check Valve	MNPT x FNPT
61-203	1/2" Brass Ball Cone Check Valve	MNPT x FNPT
61-204	3/4" Brass Ball Cone Check Valve	MNPT x FNPT
61-205	1" Brass Ball Cone Check Valve	MNPT x FNPT
61-206	1-1/4" Brass Ball Cone Check Valve	MNPT x FNPT
61-207	1-1/2" Brass Ball Cone Check Valve	MNPT x FNPT
61-208	2" Brass Ball Cone Check Valve	MNPT x FNPT
61C-02	1/8" Tube, 5/16"-24 Straight Thd	Brass Nut Compression Fitting
61C-03	3/16" Tube, 3/8"-24 Straight Thd	Brass Nut Compression Fitting
61C-04	1/4" Tube, 7/16"-24 Straight Thd	Brass Nut Compression Fitting
61C-05	5/16" Tube, 1/2"-24 Straight Thd	Brass Nut Compression Fitting
61C-06	3/8" Tube, 9/16"-24 Straight Thd	Brass Nut Compression Fitting
61C-07	7/16" Tube, 5/8"-24 Straight Thd	Brass Nut Compression Fitting
61C-08	1/2" Tube, 11/16"-20 Straight Thd	Brass Nut Compression Fitting
61C-10	5/8" Tube, 13/16"-18 Straight Thd	Brass Nut Compression Fitting
61C-12	3/4" Tube, 1"-18 Straight Thd	Brass Nut Compression Fitting
61C-14	7/8" Tube, 1-1/8"-18 Straight Thd	Brass Nut Compression Fitting
61CL-04	1/4" Tube Size, 7/16"-24 Strght Thd	Brass Long Nut Compression Fitting
61CL-05	5/16 Tube Size, 1/2"-24 Strght Thd	Brass Long Nut Compression Fitting
61CL-06	3/8" Tube Size, 9/16-24 Strght Thd	Brass Long Nut Compression Fitting
61CL-08	1/2" Tube, 11/16"-20 Straight Thd	Brass Long Nut Compression Fitting
61CL-10	5/8" Tube, 13/16"-18 Straight Thd	Brass Long Nut Compression Fitting
61CL-12	3/4" Tube, 1"-18 Straight Thd	Brass Long Nut Compression Fitting
61NAB10	5/8" Tube x 13/16"-18 MNPT Brass	Nut, SAE100110
61NAB12	3/4" Tube x 1"-18 MNPT Brass	Nut, SAE100110
61NAB3	3/16" Tube x 5/16"-24 MNPT Brass	Nut, SAE100110
61NAB4	1/4" Tube x 7/16"-24 MNPT Brass	Nut, SAE100110
61NAB6	3/8" Tube x 17/32"-24 MNPT Brass	Nut, SAE100110
61NAB8	1/2" Tube x 11/16"-20 MNPT Brass	Nut, SAE100110
61RBSG-06	3/8" Hose Size x 31/32"-20 Straight	Thread, Air Brake Spring Guard Nut
61RBSG-08	1/2" Hose Size x 1-3/32"-20 Strght	Thread, Air Brake Spring Guard Nut
6212	3/8" Brass Tube to Tube Union	
6216	1/2" Brass Tube to Tube Union	
624	1/8" Brass Tube to Tube Union	
625	5/32" Brass Tube to Tube Union	
628	1/4" Brass Tube to Tube Union	
62C-02	1/8" Tube Size Brass Union	Compression Fitting
62C-03	3/16" Tube Size Brass Union	Compression Fitting
62C-04	1/4" Tube Size Brass Union	Compression Fitting
62C-0403	3/16" x 1/4" Brass Union Reducer	Compression Fitting
62C-05	5/16" Tube Size Brass Union	Compression Fitting

62C-06	3/8" Tube Size Brass Union	Compression Fitting
62C-0604	1/4" x 3/8" Brass Union Reducer	Compression Fitting
62C-07	7/16" Tube Size Brass Union	Compression Fitting
62C-08	1/2" Tube Size Brass Union	Compression Fitting
62C-0806	3/8" x 1/2" Brass Union Reducer	Compression Fitting
62C-10	5/8" Tube Size Brass Union	Compression Fitting
62C-1006	3/8" x 5/8" Brass Union Reducer	Compression Fitting
62C-12	3/4" Tube Size Brass Union	Compression Fitting
62C-14	7/8" Tube Size Brass Union	Compression Fitting
62CBH-04	1/4" Brass Bulkhead Union	Compression Fitting
62CBH-06	3/8" Brass Bulkhead Union	Compression Fitting
62NAB10	5/8" Tube x 13/16"-18 Straight Thd	Brass Union
62NAB12	3/4" Tube x 1"-18 Straight Thread	Brass Union
62NAB4	1/4" Tube x 7/16"-24 Straight Thd	Brass Union
62NAB6	3/8" Tube x 17/32"-24 Straight Thd	Brass Union
62NAB8	1/2" Tube x 11/16"-20 Straight Thd	Brass Union
62NABH4	1/4" Tube x 7/16"-24 Straight Thd	Brass Bulkhead Union
62NABH6	3/8" Tube x 17/32"-24 Straight Thd	Brass Bulkhead Union
62NABH8	1/2" Tube x 11/16"-20 Straight Thd	Brass Bulkhead Union
62NBH10	5/8" Tube x 13/16"-18 Straight Thd	Brass Bulkhead Union
62NBH3	3/16" Tube x 5/16"-24 Straight Thd	Brass Bulkhead Union
62NBH4	1/4" Tube x 7/16"-24 Straight Thd	Brass Bulkhead Union
62NBH6	3/8" Tube x 17/32"-24 Straight Thd	Brass Bulkhead Union
62NBH8	1/2" Tube x 11/16"-20 Straight Thd	Brass Bulkhead Union
62NFBH10	5/8" Tube x 13/16"-18 Straight Thd	Brass Bulkhead Union
62NFBH4	1/4" Tube x 7/16"-24 Straight Thd	Brass Bulkhead Union
62NFBH6	3/8" Tube x 17/32"-24 Straight Thd	Brass Bulkhead Union
62NFBH8	1/2" Tube x 11/16"-20 Straight Thd	Brass Bulkhead Union
63025600WP2	1/4" Tube to Tube OD Union Elbow	Nylon
63026000WP2	3/8" Tube to Tube OD Union Elbow	Nylon
63026200WP2	1/2" Tube to Tube OD Union Elbow	Nylon
63045600WP2	1/4" Tube to Tube OD Nylon	Union Tee
63046000WP2	3/8" Tube to Tube OD Nylon Union	Tee, Does Not Qualify for NAFTA
63046200WP2	1/2" Tube to Tube OD Nylon	Union Tee
63065600WP2	1/4" x 1/4" Tube to Tube OD Union	Connect, Doesn't Qualify for NAFTA
63065600WP2-4	63065600WP2 IN BAGS OF 4 FOR AMAZON	
63065660WP2	1/4" x 3/8" Tube to Tube OD, Nylon	Union Connector
63066000WP2	3/8" x 3/8" Tube to Tube OD, Nylon	Union Connector
63066062WP2	3/8" x 1/2" Tube to Tube OD, Nylon	Union Connector
63066200WP2	1/2" x 1/2" Tube to Tube OD, Nylon	Union Connector
63165600WP2	1/4" Tube to Tube OD, Nylon	Bulkhead Union
63165600WP2-4	63165600WP2 IN BAGS OF 4 FOR AMAZON	
63166000WP2	3/8" Tube to Tube OD, Nylon	Bulkhead Union
63166200WP2	1/2" Tube to Tube OD, Nylon	Bulkhead Union
632560133WP2	3/8" Tube OD x 7/16"-24 Fem UNS	Nylon Faucet Connector
63405600WP2	1/4" Tube to Tube OD Nylon Union-Y	Connector
63406000WP2	3/8" Tube to Tube OD Nylon Union-Y	Connector
63406200WP2	1/2" Tube to Tube OD Nylon Union-Y	Connector
63665660WP2	1/4" Tube x 3/8" Nylon Plug-In	Reducer
63666062WP2	3/8" Tube x 1/2" Nylon Plug-In	Reducer
63825600WP2	1/4" Tube OD x 1/4" Nylon Plug-In	Elbow
63826000WP2	3/8" Tube OD x 3/8" Nylon Plug-In	Elbow
63826200WP2	1/2" Tube OD x 1/2" Nylon Plug-In	Elbow
639C-04	1/4" Tube Size Brass Seal Plug	Compression Fitting
63PT-0216	1/8" Brass Insert, Compression Ftg	.016 Wall Thickness
63PT-0223	1/8" Brass Insert, Compression Ftg	.023 Wall Thickness
63PT-0232	Part No longer Available once stock	is depleted
63PT-0325	3/16" Brass Insert, Compression Ftg	.025 Wall Thickness
63PT-0340	3/16" Brass Insert, Compression Ftg	.040 Wall Thickness
63PT-0440	1/4" Brass Insert, Compression Ftg	.040 Wall Thickness
63PT-0462	1/4" Brass Insert, Compression Ftg	.062 Wall Thickness
63PT-0540	5/16" Brass Insert, Compression Ftg	.040 Wall Thickness
63PT-0562	5/16" Brass Insert, Compression Ftg	.062 Wall Thickness
63PT-0662	3/8" Brass Insert, Compression Ftg	.062 Wall Thickness
63PT-0862	1/2" Brass Insert, Compression Ftg	.062 Wall Thickness
63PT-1062	5/8" Brass Insert, Compression Ftg	.062 Wall Thickness
6412	3/8" Brass Tube to Tube Union Tee	Push-In Fitting
6416	1/2" Brass Tube to Tube Union Tee	Push-In Fitting
644	1/8" Brass Tube to Tube Union Tee	Push-In Fitting
645	5/32" Brass Tube to Tube Union Tee	Push-In Fitting
646	3/16" Brass Tube to Tube Union Tee	Push-In Fitting
648	1/4" Brass Tube to Tube Union Tee	Push-In Fitting
64NAB10	5/8" Tube x 13/16"-18 Straight Thd	Brass Union Tee
64NAB4	1/4" Tube x 7/16"-24 Straight Thd	Brass Union Tee
64NAB6	3/8" Tube x 17/32"-24 Straight Thd	Brass Union Tee
64NAB8	1/2" Tube x 11/16"-20 Straight Thd	Brass Union Tee
65056218WP2	1/2" Tube OD x 3/8" Male NPTF	Nylon Male Connector
65056222WP2	1/2" Tube OD x 1/2" Male NPTF	Nylon Male Connector
6512	3/8" Brass Tube to Tube Push-In	Union Elbow
6516	1/2" Brass Tube to Tube Push-In	Union Elbow
654	1/8" Brass Tube to Tube Push-In	Union Elbow
655	5/32" Brass Tube to Tube Push-In	Union Elbow
65795614WP2	1/4" Tube OD x 1/4" Male NPTF	Fixed Elbow Nylon LIQUFIT Ftg
65796018WP2	3/8" Tube OD x 3/8" Male NPTF	Fixed Elbow Nylon LIQUFIT Ftg
658	1/4" Brass Tube to Tube Push-In	Union Elbow
65NAB10	5/8" Tube x 13/16"-18 Brass Union	Elbow
65NAB4	1/4" Tube x 7/16"-24 Brass Union	Elbow
65NAB6	3/8" Tube x 17/32"-24 Brass Union	Elbow
65NAB8	1/2" Tube x 11/16"-20 Brass Union	Elbow
6612X12	Brass 3/8" Tube x 3/8" F-NPTF	Push-In Female Connector
6612X8	Brass 3/8" Tube x 1/4" F-NPTF	Push-In Female Connector
664X4	Brass 1/8" Tube x 1/8" F-NPTF	Push-In Female Connector
665X4	Brass 5/32" Tube x 1/8" F-NPTF	Push-In Female Connector
668X4	Brass 1/4" Tube x 1/8" F-NPTF	Push-In Female Connector
668X8	Brass 1/4" Tube x 1/4" F-NPTF	Push-In Female Connector
66C-0202	1/8" x 1/8" Brass Female Connector	Compression Fitting
66C-0302	3/16" x 1/8" Brass Female Connector	Compression Fitting

66C-0304	3/16" x 1/4" Brass Female Connector	Compression Fitting
66C-0402	1/4" x 1/8" Brass Female Connector	Compression Fitting
66C-0404	1/4" x 1/4" Brass Female Connector	Compression Fitting
66C-0502	5/16" x 1/8" Brass Female Connector	Compression Fitting
66C-0504	5/16" x 1/4" Brass Female Connector	Compression Fitting
66C-0602	3/8" x 1/8" Brass Female Connector	Compression Fitting
66C-0604	3/8" x 1/4" Brass Female Connector	Compression Fitting
66C-0606	3/8" x 3/8" Brass Female Connector	Compression Fitting
66C-0608	3/8" x 1/2" Brass Female Connector	Compression Fitting
66C-0706	7/16" x 3/8" Brass Female Connector	Discontinued unavailable per Donna M
66C-0804	1/2" x 1/4" Brass Female Connector	Compression Fitting
66C-0806	1/2" x 3/8" Brass Female Connector	Compression Fitting
66C-0808	1/2" x 1/2" Brass Female Connector	Compression Fitting
66C-1008	5/8" x 1/2" Brass Female Connector	Compression Fitting
66NAB106	5/8" Tube x 3/8" Pipe x 13/16"-18	Straight Thd, Brass Fem Connector
66NAB108	5/8" Tube x 1/2" Pipe x 13/16"-18	Straight Thd, Brass Fem Connector
66NAB42	1/4" Tube x 1/8" Pipe x 7/16"-24	Straight Thd, Brass Fem Connector
66NAB44	1/4" Tube x 1/4" Pipe x 7/16"-24	Straight Thd, Brass Fem Connector
66NAB62	3/8" Tube x 1/8" Pipe x 17/32"-24	Straight Thd, Brass Fem Connector
66NAB64	3/8" Tube x 1/4" Pipe x 17/32"-24	Straight Thd, Brass Fem Connector
66NAB66	- OBSOLETE -	
66NAB86	1/2" Tube x 3/8" Pipe x 11/16"-20	Straight Thd, Brass Fem Connector
66NAB88	1/2" Tube x 1/2" Pipe x 11/16"-20	Straight Thd, Brass Fem Connector
66NBH86	1/2" Tube x 3/8" Pipe Thread	Brass Bulkhead Union
67RBSG-06	3/8" Hose Size, Brass Hose Nut w/	Attached Spring, Length 3.55"
67RBSG-08	1/2" Hose Size, Brass Hose Nut w/	Attached Spring, Length 3.50"
6812X12	Brass 3/8" Tube x 3/8" M-NPTF	Push-In Male Connector
6812X16	Brass 3/8" Tube x 1/2" M-NPTF	Push-In Male Connector
6812X4	Brass 3/8" Tube x 1/8" M-NPTF	Push-In Male Connector
6812X8	Brass 3/8" Tube x 1/4" M-NPTF	Push-In Male Connector
6816X12	Brass 1/2" Tube x 3/8" M-NPTF	Push-In Male Connector
6816X16	Brass 1/2" Tube x 1/2" M-NPTF	Push-In Male Connector
6816X8	Brass 1/2" Tube x 1/4" M-NPTF	Push-In Male Connector
682C-0302	3/16" x 1/8" Brass Straight Through	Compression Tank Fitting
682C-0606	3/8" x 3/8" Brass Straight Through	Compression Tank Fitting
682C-0808	1/2" x 1/2" Brass Straight Through	Compression Tank Fitting
684X10	Brass 1/8" Tube x 10-32 UNF Strght	Thd Push-In Male Connector w/Gskt
684X4	Brass 1/8" Tube x 1/8" M-NPTF	Push-In Male Connector
685X10	Brass 5/32" Tube x 10-32 UNF Strght	Thd Push-In Male Connector w/Gskt
685X4	Brass 5/32" Tube x 1/8" M-NPTF	Push-In Male Connector
685X8	Brass 5/32" Tube x 1/4" M-NPTF	Push-In Male Connector
686X10	Brass 3/16" Tube x 10-32 UNF Strght	Thd Push-In Male Connector w/Gskt
686X4	Brass 3/16" Tube x 1/8" M-NPTF	Push-In Male Connector
688X10	Brass 1/4" Tube x 10-32 UNF Strght	Thd Push-In Male Connector w/Gskt
688X12	Brass 1/4" Tube x 3/8" M-NPTF	Push-In Male Connector
688X4	Brass 1/4" Tube x 1/8" M-NPTF	Push-In Male Connector
688X8	Brass 1/4" Tube x 1/4" M-NPTF	Push-In Male Connector
68C-0202	1/8" x 1/8" Brass Male Connector	Compression Fitting
68C-0302	3/16" x 1/8" Brass Male Connector	Compression Fitting
68C-0304	3/16" x 1/4" Brass Male Connector	Compression Fitting
68C-0402	1/4" x 1/8" Brass Male Connector	Compression Fitting
68C-0404	1/4" x 1/4" Brass Male Connector	Compression Fitting
68C-0406	1/4" x 3/8" Brass Male Connector	Compression Fitting
68C-0408	1/4" x 1/2" Brass Male Connector	Compression Fitting
68C-0502	5/16" x 1/8" Brass Male Connector	Compression Fitting
68C-0504	5/16" x 1/4" Brass Male Connector	Compression Fitting
68C-0602	3/8" x 1/8" Brass Male Connector	Compression Fitting
68C-0604	3/8" x 1/4" Brass Male Connector	Compression Fitting
68C-0606	3/8" x 3/8" Brass Male Connector	Compression Fitting
68C-0608	3/8" x 1/2" Brass Male Connector	Compression Fitting
68C-0704	7/16" x 1/4" Brass Male Connector	Compression Fitting
68C-0804	1/2" x 1/4" Brass Male Connector	Compression Fitting
68C-0806	1/2" x 3/8" Brass Male Connector	Compression Fitting
68C-0808	1/2" x 1/2" Brass Male Connector	Compression Fitting
68C-1006	5/8" x 3/8" Brass Male Connector	Compression Fitting
68C-1008	5/8" x 1/2" Brass Male Connector	Compression Fitting
68C-1012	5/8" x 3/4" Brass Male Connector	Compression Fitting
68C-1208	3/4" x 1/2" Brass Male Connector	Compression Fitting
68C-1212	3/4" x 3/4" Brass Male Connector	Compression Fitting
68C-1412	7/8" x 3/4" Brass Male Connector	Compression Fitting
68NAB106VS	5/8" Tube x 3/8" Pipe x 13/16"-18	Straight Thd, Brass Male Connector
68NAB108VS	5/8" Tube x 1/2" Pipe x 13/16"-18	Straight Thd, Brass Male Connector
68NAB11212VS	3/4" Tube x 3/4" Pipe x 1"-18	Straight Thd, Brass Male Connector
68NAB126VS	3/4" Tube x 3/8" Pipe x 1"-18	Straight Thd, Brass Male Connector
68NAB128VS	3/4" Tube x 1/2" Pipe x 1"-18	Straight Thd, Brass Male Connector
68NAB31VS	3/16" Tube x 1/16" Pipe x 5/16"-24	Straight Thd, Brass Male Connector
68NAB32VS	3/16" Tube x 1/8" Pipe x 5/16"-24	Straight Thd, Brass Male Connector
68NAB34VS	3/16" Tube x 1/4" Pipe x 5/16"-24	Straight Thd, Brass Male Connector
68NAB42VS	1/4" Tube x 1/8" Pipe x 7/16"-24	Straight Thd, Brass Male Connector
68NAB44VS	1/4" Tube x 1/4" Pipe x 7/16"-24	Straight Thd, Brass Male Connector
68NAB46VS	1/4" Tube x 3/8" Pipe x 7/16"-24	Straight Thd, Brass Male Connector
68NAB62VS	3/8" Tube x 1/8" Pipe x 17/32"-24	Straight Thd, Brass Male Connector
68NAB64VS	3/8" Tube x 1/4" Pipe x 17/32"-24	Straight Thd, Brass Male Connector
68NAB66VS	3/8" Tube x 3/8" Tube x 17/32"-24	Straight Thd, Brass Male Connector
68NAB68VS	3/8" Tube x 1/2" Pipe x 17/32"-24	Straight Thd, Brass Male Connector
68NAB84VS	1/2" tube x 1/4" Pipe x 11/16"-20	Straight Thd, Brass Male Connector
68NAB86VS	1/2" Tube x 3/8" Pipe x 11/16"-20	Straight Thd, Brass Male Connector
68NAB88VS	1/2" Tube x 1/2" Pipe x 11/16"-20	Straight Thd, Brass Male Connector
68RB-0604B	3/8" Tube x 1/4" Pipe x 31/32"-20	Straight Thd Brass Male, Body Only
68RB-0606B	3/8" Tube x 3/8" Pipe x 31/32"-20	Straight Thd Brass Male, Body Only
68RB-0608B	3/8" Tube x 1/2" Pipe x 31/32"-20	Straight Thd Brass Male, Body Only
68RB-0806B	1/2" Tube x 3/8" Pipe x 1-3/32"-20	Straight Thd Brass Male, Body Only
68RB-0808B	1/2" Tube x 1/2" Pipe x 1-3/32"-20	Straight Thd Brass Male, Body Only
68RBSG-0604	3/8" Hose x 1/4" Pipe, 1-1/16" Hex	Brass Male Connector w/Spring Guard
68RBSG-0606	3/8" Hose x 3/8" Pipe, 1-1/16" Hex	Brass Male Connector w/Spring Guard
68RBSG-0608	3/8" Hose x 1/2" Pipe, 1-1/16" Hex	Brass Male Connector w/Spring Guard
68RBSG-0806	1/2" Hose x 3/8" Pipe, 1-1/4" Hex	Brass Male Connector w/Spring Guard

68RBSG-0808	1/2" Hose x 1/2" Pipe, 1-1/4" Hex	Brass Male Connector w/Spring Guard
6912X12	Brass 3/8" Tube x 3/8" M-NPTF	Push-In Male Elbow
6912X4	Brass 3/8" Tube x 1/8" M-NPTF	Push-In Male Elbow
6912X8	Brass 3/8" Tube x 1/4" M-NPTF	Push-In Male Elbow
6916X12	Brass 1/2" Tube x 3/8" M-NPTF	Push-In Male Elbow
6916X8	Brass 1/2" Tube x 1/4" M-NPTF	Push-In Male Elbow
694X4	Brass 1/8" Tube x 1/8" M-NPTF	Push-In Male Elbow
695X4	Brass 5/32" Tube x 1/8" M-NPTF	Push-In Male Elbow
696X4	Brass 3/16" Tube x 1/8" M-NPTF	Push-In Male Elbow
698X12	Brass 1/4" Tube x 3/8" M-NPTF	Push-In Male Elbow
698X4	Brass 1/4" Tube x 1/8" M-NPTF	Push-In Male Elbow
698X8	Brass 1/4" Tube x 1/4" M-NPTF	Push-In Male Elbow
69NAB106VS	5/8" Tube x 3/8" Pipe x 13/16"-18	Straight Thd, Brass Male Elbow
69NAB108VS	5/8" Tube x 1/2" Pipe x 13/16"-18	Straight Thd, Brass Male Elbow
69NAB1212VS	3/4" Tube x 3/4" Pipe x 1"-18	Straight Thd, Brass Male Elbow
69NAB128VS	3/4" Tube x 1/2" Pipe x 1"-18	Straight Thd, Brass Male Elbow
69NAB32VS	3/16" Tube x 1/8" Pipe x 5/16"-24	Straight Thd, Brass Male Elbow
69NAB34VS	3/16" Tube x 1/4" Pipe x 5/16"-24	Straight Thd, Brass Male Elbow
69NAB42VS	1/4" Tube x 1/8" Pipe x 7/16"-24	Straight Thd, Brass Male Elbow
69NAB44VS	1/4" Tube x 1/4" Pipe x 7/16"-24	Straight Thd, Brass Male Elbow
69NAB46VS	1/4" Tube x 3/8" Pipe x 7/16"-24	Straight Thd, Brass Male Elbow
69NAB62VS	3/8" Tube x 1/8" Pipe x 17/32"-24	Straight Thd, Brass Male Elbow
69NAB64VS	3/8" Tube x 1/4" Pipe x 17/32"-24	Straight Thd, Brass Male Elbow
69NAB66VS	3/8" Tube x 3/8" Pipe x 17/32"-24	Straight Thd, Brass Male Elbow
69NAB68VS	3/8" Tube x 1/2" Pipe x 17/32"-24	Straight Thd, Brass Male Elbow
69NAB84VS	1/2" Tube x 1/4" Pipe x 11/16"-20	Straight Thd, Brass Male Elbow
69NAB86VS	1/2" Tube x 3/8" Pipe x 11/16"-20	Straight Thd, Brass Male Elbow
69NAB88VS	1/2" Tube x 1/2" Pipe x 11/16"-20	Straight Thd, Brass Male Elbow
69S12X12	Brass 3/8" Tube x 3/8" M-NPTF	Push-In Male Swivel Elbow
69S12X16	Brass 3/8" Tube x 1/2" M-NPTF	Push-In Male Swivel Elbow
69S12X4	Brass 3/8" Tube x 1/8" M-NPTF	Push-In Male Swivel Elbow
69S12X8	Brass 3/8" Tube x 1/4" M-NPTF	Push-In Male Swivel Elbow
69S16X12	Brass 1/2" Tube x 3/8" M-NPTF	Push-In Male Swivel Elbow
69S16X16	Brass 1/2" Tube x 1/2" M-NPTF	Push-In Male Swivel Elbow
69S4X4	Brass 1/8" Tube x 1/8" M-NPTF	Push-In Male Swivel Elbow
69S5X10	Brass 5/32" Tube x 10-32 UNF	Push-In Male Swivel Elbow
69S5X4	Brass 5/32" Tube x 1/8" M-NPTF	Push-In Male Swivel Elbow
69S5X8	Brass 5/32" Tube x 1/4" M-NPTF	Push-In Male Swivel Elbow
69S8X10	Brass 1/4" Tube x 10-32 UNF	Push-In Male Swivel Elbow
69S8X12	Brass 1/4" Tube x 3/8" M-NPTF	Push-In Male Swivel Elbow
69S8X4	Brass 1/4" Tube x 1/8" M-NPTF	Push-In Male Swivel Elbow
69S8X8	Brass 1/4" Tube x 1/4" M-NPTF	Push-In Male Swivel Elbow
6DF4-B	3/4" IND COUPLER, 1/2" NPTF, BRASS	200712-6-4
6DF4-B-BV	3/4" IND COUPLER, 1/2" NPTF, BRASS	200432-6-4
6DF6-B	3/4" IND COUPLER, 3/4" NPTF, BRASS	200712-6
6DF6-B-E	3/4" IND COUPLER, 3/4" NPTF, BRASS	200429-6
6DF6-B-LS	3/4" IND COUPLER, 3/4" NPTF, BRASS	200368-6
6DF8-B	3/4" IND COUPLER, 1" NPTF, BRASS	200712-6-8
6DM4-B	3/4" IND COUPLER, 1/2" M-NPTF, BRAS	200713-6-4
6DM6-B	3/4" IND COUPLER, 3/4" M-NPTF, BRAS	200713-6
6DM8-B	3/4" IND COUPLER, 1" M-NPTF, BRASS	200713-6-8
6DS4-B	3/4" IND COUPLER, 1/2" BARB, BRASS	200714-6-4
6DS6-B	3/4" IND COUPLER, 3/4" BARB, BRASS	200714-6
6DS8-B	3/4" IND COUPLER, 1" BARB, BRASS	200714-6-8
6DS8-B-LS	3/4" IND COUPLER, 1" BARB, BRASS	200430-6-8
6EBF6-B	3/4" STR8-THRU COU, 3/4" BSPP	200346-6
6ECS6-B	3/4" STR8-THRU, 3/4" COL BARB, BRAS	obsolete use 6E56-B
6EF6-B	3/4" STR8-THRU COUP, 3/4" NPTF, BRA	200079-6
6EF6-B-LS	3/4" STR8-THRU COUP, 3/4" NPTF, BRA	200093-6
6EM6-B	3/4" S.T. COUPLER, 3/4" M-NPTF, BRA	200080-6
6EM6-B-LS	3/4" S.T. COUPLER, 3/4" M-NPTF, BRA	200094-6
6ES6-B	3/4" Brass Std Hose Barb Coupler	
6ES6-B-LS	3/4" S.T. COUPLER, 3/4" BARB, BRASS	200095-6
6FF8-B-E	3/4" IND COU, 1" NPTF, UNVALVED	200443-6-8
6HBF6-B	3/4" ISO-B COUPLER, 3/4" BSPP, BRAS	200210-6
6HBF6-B-LS	3/4" ISO-B COUPLER, 3/4" BSPP, BRAS	200463-6
6H-BRKIT	3/4" ISO-B REPAIR KIT, BRASS	140097-6
6HCFG6-B-115	3/4" Garden Hose Coupler, Chrome SI	200057-6
6HCPCF6-B	GH QUICK COUPLER - FEMALE COUPLER	DGH7C
6HCPFG6-B	GH QUICK COUPLER - FEMALE COUPLER	
6HF6-B	3/4" ISO-B COUPLER, 3/4" NPTF, BRAS	200025-6
6HF6-B-C1	3/4" ISO-B COUP, 3/4" NPTF	201138-6
6HF6-B-LS	3/4" ISO-B COUPLER, 3/4" NPTF, BRAS	200150-6
6HF6-B-SSV	3/4" ISO-B COUP, 3/4" NPTF, BRASS	201078-6
6HSBF6-B	3/4" STEAM COUPLER, 3/4" BSPP	200538-6
6HS-BSKIT	3/4" ISO-B STEAM SEAL KIT, BRASS	140125-6
6HSF6-B	3/4" STEAM COUPLER, 3/4" NPTF	200005-6
6HSF6-B-E	3/4" STEAM COUPLER, 3/4" NPTF	200496-6
6HSF6-B-LS	3/4" STEAM COU, LOCK SLEEVE	200407-6
6VBF6-B	3/4" H-STYLE COUPL, 3/4" BSPP, BRAS	200266-6
6VBF6-B-E	3/4" H-COUPLER, 3/4" BSPP, BRASS, U	200249-6
6VBF6-B-E-LS	3/4" H-COUPLER, 3/4" BSPP, BRASS, U	201008-6
6VFG-B	3/4" H-STYLE COUPL, 3/4" NPTF, BRAS	200041-6
6VFG-B-C1	3/4" H-STYLE COUPL, 3/4" NPTF, BRAS	200806-6
6VFG-B-E	3/4" H-COUPLER, 3/4" NPTF, BRASS, U	200247-6
6VFG-B-E-LS	3/4" H-COUPLER, 3/4" NPTF, BRASS, U	200320-6
6VFG-B-LS	3/4" H-STYLE COUPL, 3/4" NPTF, BRAS	200326-6
6VFG-B-SSV	3/4" H-STYLE COUP, 3/4" NPTF, BRASS	201161-6
6VM6-B	3/4" H-STYLE COUP, 3/4" M-NPTF, BRA	200265-6
6VM6-B-E	3/4" H-STYLE COUP, 3/4" MNPT, BRASS	200248-6
6VM6-B-E-LS	3/4" H-STYLE COUP, 3/4" MNPT, BRASS	200876-6
6WBF4-B	3/4" WING COUPLER, 1/2" BSPP, BRASS	200484-6-4
6WBF4-B-HN	3/4" WING COUPLER, 1/2" BSPP, BRASS	200793-6-4
6WBF6-B	3/4" WING COUPLER, 3/4" BSPP, BRASS	200484-6
6WBF6-B-HN	3/4" WING COUPLER, 3/4" BSPP, BRASS	200793-6
6WDP-B	OBSOLETE USE 6WDP	270005-6
6WF4-B	3/4" WING COUPLER, 1/2" NPTF, BRASS	201115-6-4

6WF4-B-HN	3/4" WING COUPLER, 1/2" NPTF, BRASS	200372-6-4
6WF6-B	3/4" WING COUPLER, 3/4" NPTF, BRASS	201115-6
6WF6-B-HN	3/4" WING COUPLER, 3/4" NPTF, BRASS	200372-6
70000004	JOINING CLIP FOR I/L F/C	
70000005	JOINING CLIP FOR I/L F/C	
70000006	JOINING CLIP FOR I/L F/C	
70100410	4mm tube x 1/8" bspp knobless	compact flow control regulator
70100419	Legris Fitting	
70100420	KNOBLESS FLOW CON MET OUT 5/32	
70100610	Legris Fitting	
70100613	Legris Fitting	
70100619	Legris Fitting	
70100810	Legris Fitting	
70100813	Legris Fitting	
70100817	Legris Fitting	
70101013	Legris Fitting	
70101017	Legris Fitting	
70101217	Legris Fitting	
70105320	Legris Fitting	
70105620	KNOBLESS FLOW CON MTR OUT 1/4	
70110410	Legris Fitting	
70110419	Legris Fitting	
70110420	5/32 OD X10-32UNF FLOW CONTROL REG.	KNOBLESS
70110610	Legris Fitting	
70110613	Legris Fitting	
70110619	Legris Fitting	
70110810	Legris Fitting	
70110813	Legris Fitting	
70110817	Legris Fitting	
70111013	Legris Fitting	
70111017	Legris Fitting	
70115620	Legris Fitting	
70120410	KNBLS BI-DIRECT F/C	
70120419	Legris Fitting	
70120610	6MM X 1/8 BSPP FLOW CONTROL	
70120613	Legris Fitting	
70120619	Legris Fitting	
70120810	Legris Fitting	
70120813	Legris Fitting	
70120817	Legris Fitting	
7012X8	Brass 3/8" Tube x 1/4" F-NPTF	Push-In Female Elbow
70150411	5/32 X 1/8 CONTROL REG	
70150811	5/16 KNOBLESS COMPACT FLOW CONTROL	
70150814	KNOBLESS FLOW CONTROL 5/16" od x	1/4" male npt
70155311	1/8X1/8	
70155611	1/4' 1/8" male npt	knbls cmpct mtr out f/c
70155614	1/4X1/4	
70156014	3/8X1/4	
70156018	3/8X3/8	
70160411	Legris Fitting	
70165611	1/4"OD X 1/8" NPT NYLON KNOBLESS	FLOW CONTROL METER IN
70165614	Legris Fitting	
70300600	Legris Fitting	
70300800	Legris Fitting	
70301000	Legris Fitting	
70301200	Legris Fitting	
70310600	Legris Fitting	
70310800	Legris Fitting	
70311000	Legris Fitting	
70400613	Legris Fitting	
70400810	Legris Fitting	
70400813	Legris Fitting	
70400817	Legris Fitting	
70401013	Legris Fitting	
70401017	Legris Fitting	
70401217	12 MM OD X 3/8 BSPP	
70401221	12 MM OD X 1/2 BSPP	
70450613	Legris Fitting	
70450810	Legris Fitting	
70450813	Legris Fitting	
70451221	Legris Fitting	
70455611	1/4 X 1/8 FLOW CONTROL REGULATOR	
70455614	1/4" X 1/4" FLOW CONTROL REGULATOR	
70456014	3/8" X 1/4" FLOW CONTROL REGULATOR	SWIVEL OUTLET
70456018	Legris Fitting	
705X4	Brass 5/32" Tube x 1/8" F-NPTF	Push-In Female Elbow
70600410	Legris Fitting	
70600610	6M X G1/8 COMPACT FLOW REG EXHAUST	
70600613	FLOW CONTROL VALVE	
70600810	FLOW CONTROL VALVE	
70600813	LEGRIS VALVE	
70600817	Legris Fitting	
70601013	Legris Fitting	
70601017	Legris Fitting	
70601217	12mm Compact Meter Out Flowcontrol	
70601221	Legris Fitting	
70610410	Legris Fitting	
70610610	Legris Fitting	
70610613	Legris Fitting	
70610810	Legris Fitting	
70610813	8MM X G 1/4" BSPP	FLOW CONTROL REGULATOR
70610817	Legris Fitting	
70611013	10MM X G 1/4" BSPP	FLOW CONTROL REGULATOR
70611017	Legris Fitting	
70611221	Legris Fitting	
70620410	Legris Fitting	
70620610	Legris Fitting	

70620613	Legris Fitting	
70620810	Legris Fitting	
70620813	Legris Fitting	
70620817	Legris Fitting	
70650411	5/32" Tube x 1/8" NPT Compact	Flow Control Valve
70650414	Legris Fitting	
70650610	6mmx1/8compact Flow Control	
70650810	8mm X 1/8 Compact Flow Control	
70650813	8mm X 1/4 Compact Flow Control	
70651013	10MM X 1/4" NPT COMPACT METER OUT	FLOW CONTROL REGULATOR
70651017	Legris Fitting	
70651021	10mm X 1/2 Compact Flow Control	
70651213	Legris Fitting	
70651217	Legris Fitting	
70651221	Legris Fitting	
70655611	1/4" Tube x 1/8" NPT Compact	Flow Control Valve
70655614	1/4" Tube x 1/4" NPT Compact	Flow Control Valve
70656014	3/8" Tube x 1/4" NPT Compact	Flow Control Valve
70656018	3/8" Tube x 3/8" NPT Compact	Flow Control Valve
70660411	Legris Fitting	
70660414	Legris Fitting	
70661013	Legris Fitting	
70661017	Legris Fitting	
70661021	Legris Fitting	
70661213	Legris Fitting	
70661217	Legris Fitting	
70661221	Legris Fitting	
70665611	Legris Fitting	
70665614	Legris Fitting	
70670410	Legris Fitting	
70670411	Legris Fitting	
70670610	Legris Fitting	
70670613	6MM X 1/4" BSPT COMPACT FLOW	CONTROL VALVE BI-DIRECTIONAL
70670810	Legris Fitting	
70670813	Legris Fitting	
70670817	Legris Fitting	
70675611	Legris Fitting	
70675614	1/4" tube x 1/4" male compact	bi-directional flow control elbow
708X4	Brass 1/4" Tube x 1/8" F-NPTF	Push-In Female Elbow
708X8	Brass 1/4" Tube x 1/4" F-NPTF	Push-In Female Elbow
70NAB108	5/8" Tube x 1/2" Pipe x 13/16"-18	Straight Thd, Brass Female Elbow
70NAB32	3/16" Tube x 1/8" Pipe x 5/16"-24	Straight Thd, Brass Female Elbow
70NAB42	1/4" Tube x 1/8" Pipe x 7/16"-24	Straight Thd, Brass Female Elbow
70NAB44	1/4" Tube x 1/4" Pipe x 7/16"-24	Straight Thd, Brass Female Elbow
70NAB62	3/8" Tube x 1/8" Pipe x 17/32"-24	Straight Thd, Brass Female Elbow
70NAB64	3/8" Tube x 1/4" Pipe x 17/32"-24	Straight Thd, Brass Female Elbow
70NAB66	3/8" Tube x 3/8" Pipe x 17/32"-24	Straight Thd, Brass Female Elbow
70NAB86	1/2" Tube x 3/8" Pipe x 11/16"-20	Straight Thd, Brass Female Elbow
70NAB88	1/2" Tube x 1/2" Pipe x 11/16"-20	Straight Thd, Brass Female Elbow
71000410	Legris Fitting	
71000610	Legris Fitting	
71000613	Legris Fitting	
71000810	Legris Fitting	
71000813	Legris Fitting	
71000817	Legris Fitting	
71001013	Legris Fitting	
71001017	Legris Fitting	
71001217	Legris Fitting	
71001221	Legris Fitting	
71001421	Legris Fitting	
71010410	Legris Fitting	
71010610	Legris Fitting	
71010613	Legris Fitting	
71010810	Legris Fitting	
71010813	Legris Fitting	
71010817	Legris Fitting	
71050411	Legris Fitting	
71055611	1/4 X 1/8	
71055614	1/4X1/4	
71056014	3/8X1/4	
71056018	3/8X3/8	
71101010	Legris Fitting	
71101313	Legris Fitting	
71101717	Legris Fitting	
71102121	Legris Fitting	
71111010	Legris Fitting	
7112X12	Brass 3/8" Tube x 3/8" M-NPTF	Push-In Male Run Tee
7112X4	Brass 3/8" Tube x 1/8" M-NPTF	Push-In Male Run Tee
7112X8	Brass 3/8" Tube x 1/4" M-NPTF	Push-In Male Run Tee
71151111	Legris Fitting	
71151414	1/4" NPT FLOW CONTROL REGULATOR	THREADED PORT METER OUT BRASS
71151818	Legris Fitting	
71152222	1/2" NPT FLOW CONTROL REGULATOR	THREADED PORT METER OUT
7116X12	Brass 1/2" Tube x 3/8" M-NPTF	Push-In Male Run Tee
714X4	Brass 1/8" Tube x 1/8" M-NPTF	Push-In Male Run Tee
715X4	Brass 5/32" Tube x 1/8" M-NPTF	Push-In Male Run Tee
71600410	Legris Fitting	
71600610	Legris Fitting	
71600613	Legris Fitting	
71600810	Legris Fitting	
71600813	Legris Fitting	
71601013	Legris Fitting	
71601017	Legris Fitting	
71601217	Legris Fitting	
71601221	Legris Fitting	
716X4	3/16" Tube x 1/8" Male NPTF Brass	Male Run Tee
718X4	Brass 1/4" Tube x 1/8" M-NPTF	Push-In Male Run Tee

718X8	Brass 1/4" Tube x 1/4" M-NPTF	Push-In Male Run Tee
71NAB108VS	5/8" Tube x 1/2" Pipe x 13/16"-18	Straight Thd, Brass Male Run Tee
71NAB42VS	1/4" Tube x 1/8" Pipe x 7/16"-24	Straight Thd, Brass Male Run Tee
71NAB44VS	1/4" Tube x 1/4" Pipe x 7/16"-24	Straight Thd, Brass Male Run Tee
71NAB64VS	3/8" Tube x 1/4" Pipe x 17/32"-24	Straight Thd, Brass Male Run Tee
71NAB66VS	3/8" Tube x 3/8" Pipe x 17/32"-24	Straight Thd, Brass Male Run Tee
71NAB86VS	1/2" Tube x 3/8" Pipe x 11/16"-20	Straight Thd, Brass Male Run Tee
71NAB88VS	1/2" Tube x 1/2" Pipe x 11/16"-20	Straight Thd, Brass Male Run Tee
71S12X12	Brass 3/8" Tube x 3/8" M-NPTF	Push-In Male Swivel Run Tee
71S12X8	Brass 3/8" Tube x 1/4" M-NPTF	Push-In Male Swivel Run Tee
71S16X12	Brass 1/2" Tube x 3/8" M-NPTF	Push-In Male Swivel Run Tee
71S16X16	Brass 1/2" Tube x 1/2" M-NPTF	Push-In Male Swivel Run Tee
71S4X4	Brass 1/8" Tube x 1/8" M-NPTF	Push-In Male Swivel Run Tee
71S5X10	Brass 5/32" Tube x 10-32 UNF	Push-In Male Swivel Run Tee
71S5X4	Brass 5/32" Tube x 1/8" M-NPTF	Push-In Male Swivel Run Tee
71S8X4	Brass 1/4" Tube x 1/8" M-NPTF	Push-In Male Swivel Run Tee
71S8X8	Brass 1/4" Tube x 1/4" M-NPTF	Push-In Male Swivel Run Tee
7212X12	Brass 3/8" Tube x 3/8" M-NPTF	Push-In Male Branch Tee
7212X4	Brass 3/8" Tube x 1/8" M-NPTF	Push-In Male Branch Tee
7212X8	Brass 3/8" Tube x 1/4" M-NPTF	Push-In Male Branch Tee
7216X12	Brass 1/2" Tube x 3/8" M-NPTF	Push-In Male Branch Tee
724X4	Brass 1/8" Tube x 1/8" M-NPTF	Push-In Male Branch Tee
725X4	Brass 5/32" Tube x 1/8" M-NPTF	Push-In Male Branch Tee
726X4	** * No Longer Available	Brass Push-In Male Branch Tee
728X4	Brass 1/4" Tube x 1/8" M-NPTF	Push-In Male Branch Tee
728X8	Brass 1/4" Tube x 1/4" M-NPTF	Push-In Male Branch Tee
72NAB108VS	5/8" Tube x 1/2" Pipe x 13/16"-18	Straight Thd, Brass Male Branch Tee
72NAB32VS	3/16" Tube x 1/8" Pipe x 7/16"-24	Straight Thd, Brass Male Branch Tee
72NAB42VS	1/4" Tube x 1/8" Pipe x 7/16"-24	Straight Thd, Brass Male Branch Tee
72NAB44VS	1/4" Tube x 1/4" Pipe x 7/16"-24	Straight Thd, Brass Male Branch Tee
72NAB62VS	3/8" Tube x 1/8" Pipe x 17/32"-24	Straight Thd, Brass Male Branch Tee
72NAB64VS	3/8" Tube x 1/4" Pipe x 17/32"-24	Straight Thd, Brass Male Branch Tee
72NAB66VS	3/8" Tube x 3/8" Pipe x 17/32"-24	Straight Thd, Brass Male Branch Tee
72NAB84VS	1/2" Tube x 1/4" Pipe x 11/16"-20	Straight Thd, Brass Male Branch Tee
72NAB86VS	1/2" Tube x 3/8" Pipe x 11/16"-20	Straight Thd, Brass Male Branch Tee
72NAB88VS	1/2" Tube x 1/2" Pipe x 11/16"-20	Straight Thd, Brass Male Branch Tee
72S12X12	Brass 3/8" Tube x 3/8" M-NPTF	Push-In Male Swivel Branch Tee
72S12X8	Brass 3/8" Tube x 1/4" M-NPTF	Push-In Male Swivel Branch Tee
72S16X12	Brass 1/2" Tube x 3/8" M-NPTF	Push-In Male Swivel Branch Tee
72S16X16	Brass 1/2" Tube x 1/2" M-NPTF	Push-In Male Swivel Branch Tee
72S4X4	Brass 1/8" Tube x 1/8" M-NPTF	Push-In Male Swivel Branch Tee
72S5X10	** * No Longer Available	Brass Push-In Male Swivel Tee
72S5X4	Brass 5/32" Tube x 1/8" M-NPTF	Push-In Male Swivel Branch Tee
72S8X4	Brass 1/4" Tube x 1/8" M-NPTF	Push-In Male Swivel Branch Tee
72S8X8	Brass 1/4" Tube x 1/4" M-NPTF	Push-In Male Swivel Branch Tee
7550-A-BR	3/4" Brass Male Adapter x 1/2" FNPT	
7550-B-BR	3/4" FEM CPLR X 1/2" M NPT IN BRASS	
7550-E-BR	OBSOLETE	
7550-F-BR	3/4" Brass Male Adapter x 1/2" Male	NPT
75-A-BR	3/4" Brass Male Adapter x FNPT	
75-B-BR	3/4" Brass Female Coupler x MNPT	
75-C-BR	3/4" Brass Fem Cplr x Hose Shank	
75-D-BR	3/4" Brass Female Coupler x FNPT	
75-DC-BR	3/4" Brass Dust Cap	
75-DP-BR	3/4" Brass Dust Plug	
75-E-BR	3/4" Brass Male Adapter x Hose	Shank
75-F-BR	3/4" Brass Male Adapter x Male NPT	
76200420	Legris Fitting	
76205320	Legris Fitting	
76205620	Legris Fitting	
76250411	Legris Fitting	
76255311	Legris Fitting	
76255611	1/4X1/8 KNOBLESS EXHAUST FLOW VALVE	
76255614	knob less meter our flow control	valve sold in boxes of 10pcs
76300400	Legris Fitting	
76300600	Legris Fitting	
76305300	Legris Fitting	
76305600	Legris Fitting	
76310400	Legris Fitting	
76310600	Legris Fitting	
76315300	Legris Fitting	
76315600	Legris Fitting	
76400410	Legris Fitting	
76400419	Legris Fitting	
76400420	Legris Fitting	
76400610	Legris Fitting	
76400619	Legris Fitting	
76450410	Legris Fitting	
76450411	Legris Fitting	
76450610	mini swivel outlet m/o	
76490410	MINI SWIVEL OUTLET M/I	
76490419	Legris Fitting	
76490610	Legris Fitting	
76490619	Legris Fitting	
76600309	Legris Fitting	
76600319	Legris Fitting	
76600410	Legris Fitting	
76600419	4MM X M5 MINIFLOW EXHAUSE REG	
76600420	5/32" Tube x 10-32 UNF Mini Exhaust	Flow Control Valve
76600610	6mm Mini Flow Control	
76600613	6mm X G1/4 Mini Flow Control	
76600619	6mm X M5x0.8 Meter Out	Mini Flow Control
76600810	Legris Fitting	
76600813	Legris Fitting	
76600817	Legris Fitting	
76605320	Legris Fitting	
76605620	1/4" Tube x 10-32 UNF Mini Exhaust	Flow Control Valve

76620410	Legris Fitting	
76620419	Legris Fitting	
76620610	Legris Fitting	
76620613	Legris Fitting	
76620619	Legris Fitting	
76650410	Legris Fitting	
76650411	5/32" Tube x 1/8" NPT Mini Exhaust	Flow Control Valve
76650610	6MM X R 1/8" BSPT	MINIATURE FLOW CONTROL VALVE
76650613	Legris Fitting	
76650617	Legris Fitting	
76650810	Legris Fitting	
76650813	Legris Fitting	
76650817	Legris Fitting	
76655311	1/8" OD X 1/8" NPT MINIATURE FLOW	CONTROL REGULATOR
76655611	1/4" Tube x 1/8" NPT Mini Exhaust	Flow Control Valve (Old# 76605611)
76655614	1/4" Tube x 1/4" NPT Mini Exhaust	Flow Control Valve (Old# 76605614)
76680410	Legris Fitting	
76680411	Legris Fitting	
76680610	6MM OD X 1/8 MINI FLOW REGULATOR	
76680613	Legris Fitting	
76680810	Legris Fitting	
76680813	Legris Fitting	
76680817	Legris Fitting	
76685611	1/4 X 1/8 MINI FLOW CONTROL VALVE	METER IN
76685614	Legris Fitting	
76690309	Legris Fitting	
76690319	Legris Fitting	
76690410	Legris Fitting	
76690419	Legris Fitting	
76690420	Legris Fitting	
76690610	Legris Fitting	
76690613	Legris Fitting	
76690619	Legris Fitting	
76690810	Legris Fitting	
76690813	Legris Fitting	
76690817	Legris Fitting	
76695320	Legris Fitting	
76695620	Legris Fitting	
77700400	5/32" In-Line Flow Control Valve	
77700600	6mm Oneway Inline Flow Control	
77700800	8mm (5/16) Inline Flow	
77701000	10mm Inline Flow	
77701200	12 MM	
77705600	1/4" In-Line Flow Control Valve	
77706000	3/8" In-Line Flow Control Valve	
77706200	1/2" In-Line Flow Control Valve	
77711010	Legris Fitting	
77711313	Legris Fitting	
77711717	Legris Fitting	
77712121	Legris Fitting	
77720400	Legris Fitting	
77720600	Legris Fitting	
77720800	8MM X 8MM/ 5/16 X 5/16	IN-LINE BI-DIRECT F/C
77725600	IN-LINE PTC BI-DIRECT F/C	
77751111	1/8" Threaded In-Line Flow Control	Valve
77751414	1/4" Threaded In-Line Flow Control	Valve
77751818	3/8" Threaded In-Line Flow Control	Valve
77752222	1/2" Threaded In-Line Flow Control	Valve
77760400	Legris Fitting	
77760600	Legris Fitting	
77760800	Legris Fitting	
77761000	10MM NYLON INLINE PANEL FLOWCONTROL	
77761200	Legris Fitting	
78000410	Legris Fitting	
78000610	Legris Fitting	
78000613	Legris Fitting	
78000810	Legris Fitting	
78000813	Legris Fitting	
78001013	Legris Fitting	
78010410	Legris Fitting	
78010610	Legris Fitting	
78010810	Legris Fitting	
78010813	Legris Fitting	
78011013	Legris Fitting	
78050411	Legris Fitting	
78055611	manual 3 way vent valve	1/4 od x 1/8 npt
78055614	Legris Fitting	
78056014	Legris Fitting	
78060411	Legris Fitting	
78065611	Legris Fitting	
78065614	Legris Fitting	
78066014	Legris Fitting	
78080411	1/8" THRESHOLD	
78080414	5/32 OD PNEU THRESHOLD	
78080418	Legris Fitting	
78080422	Legris Fitting	
78082011	Legris Fitting	
78082014	Legris Fitting	
78082018	Legris Fitting	
78180410	Legris Fitting	
78180413	Legris Fitting	
78180417	Legris Fitting	
78180419	PNEUMATIC SENSOR	
78180420	PNEUMATIC THRESHOLD SNR	
78180421	Legris Fitting	
78181910	Legris Fitting	
78181913	PNEU MSX0.8 P/SX1/4 BSPP	

78280010	Legris Fitting	
78280013	Legris Fitting	
78280017	Legris Fitting	
78280019	Legris Fitting	
78350411	Legris Fitting	
78800610	Legris Fitting	
78800613	Legris Fitting	
78800813	Legris Fitting	
78800817	Legris Fitting	
78801017	Legris Fitting	
78801221	Legris Fitting	
78811310	Legris Fitting	
78811313	LOCK OUT VALVE G1/4" X G1/4" BSPP	
78811717	Legris Fitting	
78812121	Legris Fitting	
78850610	Legris Fitting	
78850613	Legris Fitting	
78850813	Legris Fitting	
78850817	Legris Fitting	
78851017	Legris Fitting	
78855611	1/4" X 1/8" NPT LOCK OUT VALVE	PUSH TO CONNECT
78855614	Legris Fitting	
78856018	Legris Fitting	
78856222	Legris Fitting	
78861111	1/8" x 1/8" valve	
78861310	Legris Fitting	
78861313	Legris Fitting	
78861414	Legris Fitting	
78861717	Legris Fitting	
78861818	3/8" X 3/8" VALVE	
78862121	Legris Fitting	
78862222	Legris Fitting	
79100400	5/32" Mini Ball Valve, Nylon Body	Nickel Plated Brass Ball
79100600	MINI BALL VALVE - PTC	
79100800	5/16" Mini Ball Valve, Nylon Body	Nickel Plated Brass Ball
79101000	MINI BALL VALVE	
79101200	Legris Fitting	
79105600	1/4" Mini Ball Valve, Nylon Body	Nickel Plated Brass Ball
79106000	3/8" Mini Ball Valve, Nylon Body	Nickel Plated Brass Ball
79130400	MINI BALL VALVE VENT PTC	
79130600	MINI BALL VALVE VENT PTC	
79130800	Legris Fitting	
79131000	MINI-BALL VLV-VENT PTC	
79131200	MINI BALL VALVE VENT PTC	
79135600	1/4" OD NYLON BODY MINI BALLVALVE	W/VENT W/PUSH TO CONNECT PORTS
79136000	3/8"OD NYLON BODY MINI BALLVALVE	W/VENT W/PUSH TO CONNECT PORTS
79140610	Legris Fitting	
79140813	8MM OD X 1/4" BSPP MINI BALL VALVE	VENT PTC
79141017	Legris Fitting	
79141221	Legris Fitting	
79821111	1/8" NPT Quick Exhaust Valve w/	Nylon Seal
79821414	1/4" NPT Quick Exhaust Valve w/	Nylon Seal
79821818	3/8" NPT Quick Exhaust Valve w/	Nylon Seal
79822222	1/2" NPT Quick Exhaust Valve w/	Nylon Seal
79840420	Legris Fitting	
79840610	Legris Fitting	
79840813	Legris Fitting	
79841017	NON-RETURN VLV MTR-IN	
79841217	NON RETURN VALVE METER IN	
79841221	Legris Fitting	
79850411	Legris Fitting	
79850610	Legris Fitting	
79850613	Legris Fitting	
79850810	Legris Fitting	
79851017	Legris Fitting	
79855611	1/4 OD X 1/8 NPT MALE CHECK VALVE	NYLON BODY/NICKEL PLATED BRASS BASE
79855614	Legris Fitting	
79856014	Legris Fitting	
79856018	Legris Fitting	
79940410	NON RETURN VALVE METER OUT	
79940420	5/32" Tube OD x 10/32" UNF In-Line	Check Valve
79940610	Legris Fitting	
79950411	5/32" Tube OD x 1/8" NPT In-Line	Check Valve
79950610	NON RETURN VALVE METER OUT	
79950613	Legris Fitting	
79950810	Legris Fitting	
79950813	Legris Fitting	
79951217	Legris Fitting	
79955611	1/4" Tube OD x 1/8" NPT In-Line	Check Valve
79955614	1/4" Tube OD x 1/4" NPT In-Line	Check Valve
79956014	3/8" Tube OD x 1/4" NPT In-Line	Check Valve
79956018	3/8" Tube OD x 3/8" NPT In-Line	Check Valve
79960400	5/32" Tube OD Non-Return In-Line	Check Valve
79960600	6mm Tube OD Non-Return In-Line	Check Valve
79960800	5/16" Tube OD Non-Return In-Line	Check Valve
79961000	Legris Fitting	
79961200	Legris Fitting	
79965600	1/4" Tube OD Non-Return In-Line	Check Valve
79966000	3/8" IN-LINE CHECK VALVE	TUBE X TUBE
79NAB106VS	5/8" Tube x 3/8" Pipe x 13/16"-18	Straight Thd, Brass 45° Elbow
79NAB108VS	5/8" Tube x 1/2" Pipe x 13/16"-18	Straight Thd, Brass 45° Elbow
79NAB128VS	3/4" Tube x 1/2" Pipe x 1"-18	Straight Thd, Brass 45° Elbow
79NAB42VS	1/4" Tube x 1/8" Pipe x 7/16"-24	Straight Thd, Brass 45° Elbow
79NAB44VS	1/4" Tube x 1/4" Pipe x 7/16"-24	Straight Thd, Brass 45° Elbow
79NAB62VS	3/8" Tube x 1/8" Pipe x 17/32"-24	Straight Thd, Brass 45° Elbow
79NAB64VS	3/8" Tube x 1/4" Pipe x 17/32"-24	Straight Thd, Brass 45° Elbow
79NAB66VS	3/8" Tube x 3/8" Pipe x 17/32"-24	Straight Thd, Brass 45° Elbow

79NAB68VS	3/8" Tube x 1/2" Pipe x 17/32"-24	Straight Thd, Brass 45° Elbow
79NAB84VS	1/2" Tube x 1/4" Pipe x 11/16"-20	Straight Thd, Brass 45° Elbow
79NAB86VS	1/2" Tube x 3/8" Pipe x 11/16"-20	Straight Thd, Brass 45° Elbow
79NAB88VS	1/2" Tube x 1/2" Pipe x 11/16"-20	Straight Thd, Brass 45° Elbow
8005	3/4" GHT Flexible Water Nozzle	
800-H-BR	BRONZE HANDLE	
800-HNP-BR	8" Brass Handle Ass'y	
8013	1/4" Fem Pipe Thread Radiator Bib	Vinyl Spout
80B07-100HCF	3/4" 100' CHEMICAL BOOSTER HOSE	800 PSI BW CHR BR NST
80B07-50HCF	3/4" 50' CHEMICAL BOOSTER HOSE	800 PSI BW CHR BR NST
80B10-100HCF	1" 100' CHEMICAL BOOSTER HOSE	800 PSI BW CHR BR NST
80B10-50HCF	1" 50' CHEMICAL BOOSTER HOSE	800 PSI BW CHR BR NST
8212	3/8" Tube x 3/4"-16 Male Thread	Brass Bulkhead Union
8216	1/2" Tube x 15/16"-16 Male Thread	Brass Bulkhead Union
824	1/8" Tube x 7/16"-20 Male Thread	Brass Bulkhead Union
825	5/32" Tube x 7/16"-20 Male Thread	Brass Bulkhead Union
826	3/16" Tube x 1/2"-20 Male Thread	Bulkhead Union br-STOCK QTY ONLY
828	1/4" Tube x 1/2"-20 Male Thread	Brass Bulkhead Union
83304	1/4" Air-O-Check Spray Valve &	Hose Assembly, No Hook
83304H	1/4" Air-O-Check Spray Valve &	Hose Assembly w/Hook
83306	3/8" Air-O-Check Spray Valve &	Hose Assembly, No Hook
83306H	3/8" Air-O-Check Spray Valve &	Hose Assembly w/Hook
850451	Brass Dubl-Grip ReAttachable	2309501800, H-600 Series
850453	Brass Dubl-Grip ReAttachable	2308511400, H-600 Series
850455	Brass Dubl-Grip ReAttachable	2307720200, H-600 Series
850801	Brass Dubl-Grip ReAttachable	2309550000, H-600 Series
850811	Brass Dubl-Grip ReAttachable	2309541100, H-600 Series
850841	Brass Dubl-Grip ReAttachable	2309560000, H-600 Series
8EFB8-B	1" STR8-THRU COU, 1" BSPP	200346-8
8EF8-B	1" STR8-THRU COUP, 1" NPTF, BRASS	200079-8
8EF8-B-LS	1" STR8-THRU COUP, 1" NPTF, BRASS	200093-8
8EM8-B	1" STR8-THRU COUP, 1" M-NPTF, BRASS	200080-8
8EM8-B-LS	1" STR8-THRU COUP, 1" M-NPTF, BRASS	
8ES8-B	1" Brass Std Hose Barb Coupler	
8ES8-B-LS	1" S.T. COUPLER, 1" HOSE BARB	200095-8
8HBF8-B	1" ISO-B COUPLER, 1" BSPP, BRASS	200210-8
8H-BRKIT	1" ISO-B REPAIR KIT, BRASS	140097-8
8HF8-B	1" ISO-B COUPLER, 1" NPTF, BRASS	200025-8
8HF8-B-LS	1" ISO-B COUPLER, 1" NPTF, BRASS	200150-8
8HF8-B-SSV	1" ISO-B COUPLER, 1" NPTF, BRASS	201078-8
8HSBF8-B	1" STEAM COUPLER, 1" BSPP	200538-8
8HS-BRKIT	1" ISO-B REPAIR KIT, STEAM, BRASS	140150-8
8HSF8-B	1" STEAM COUPLER, 1" NPTF	200005-8
8HSF8-B-E	1" STEAM COUPLER, 1" NPTF-E	200496-8
8VBFB-B	1" H-STYLE COUPLER, 1" BSPP, BRASS	200266-8
8VBFB-B-E	1" H-COUPLER, 1" BSPP, BRASS, UNVAL	200249-8
8VBFB-B-E-LS	1" H-COUPLER, 1" BSPP, BRASS, UNVAL	201008-8
8VF8-B	1" H-STYLE COUPLER, 1" NPTF, BRASS	200041-8
8VF8-B-E	1" H-COUPLER, 1" NPTF, BRASS, UNVAL	200247-8
8VF8-B-E-LS	1" H-COUPLER, 1" NPTF, BRASS, UNVAL	200320-8
8VF8-B-LS	1" H-STYLE COUPLER, 1" NPTF, BRASS	200326-8
8VF8-B-TV	1" H-STYLE COUPLER, 1" NPTF	201234-8
8VM8-B	1" H-STYLE COUPLER, 1" M-NPTF, BRAS	200265-8
8VM8-B-E	1" H-STYLE COUP, 1" MNPT, BRASS, UN	200248-8
8VM8-B-E-LS	1" H-STYLE COUP, 1" MNPT, BRASS, UN	200876-8
8VM8-B-LS	1" H-STYLE COUPLER, 1" M-NPTF, BRAS	200953-8
8WBF8-B	1" WING COUPLER, 1" BSPP, BRASS	200484-8
8WBF8-B-HN	1" WING COUPLER, 1" BSPP, BRASS	200793-8
8WDP-B	OBSOLETE USE 8WDP	270005-8
8WF8-B	1" WING COUPLER, 1" NPTF, BRASS	201115-8
8WF8-B-HN	1" WING COUPLER, 1" NPTF, BRASS	200372-8
9000-48S	3/4" FNPT Inlet Cannon Blow Gun	High Volume, 48" Long Extension
9000-MJ	Multi-Jet Cannon Blow Gun	3/4" FNPT Inlet, 2" Long Extension
90832314	FEMALE STRAIGHT PLUG	
90832318	FEMALE STRAIGHT PLUG	
90833014	Auto safety coupler with 1/4 F NPT	
90833018	FEMALE STRAIGHT PLUG	
90842314	MALE STRAIGHT PLUG	
90842318	MALE STRAIGHT PLUG	
90843014	MALE STRAIGHT PLUG	
90843018	MALE STRAIGHT PLUG	
90843022	MALE STRAIGHT PLUG	
90CDMHCB50230	** DISCONTINUED **	
90CDMHCB60225	90 DEGREE 6" NPT X (2) 2.5" NPT	CONCEALED HYDRANT BODY - BRASS
90CDMHCB60230	90 DEGREE 6" NPT X (2) 3" NPT	CONCEALED HYDRANT BODY-BRASS
90CREV5025	5" NPT X (2) 2.5" NPT Con Rev Sia	7 5/8" Centers
90CREV5030	5" NPT X (2) 3" NPT CON REV 90 SIA	7 5/8" CENTERS
90CREV6025	6" NPT X (2) 2.5" NPT CON REV 90 SIA	7 5/8" CENTERS
90CREV6030	6" NPT X (2) 3" NPT CON REV 90 SIA	7 5/8" CENTERS
90CTCSB6025	BOTTOM 6" FNPT X (3) 2-1/2" FNPT	CONC CLAPPERED BODY-23-396-00002
90DCS4025F	90 DEGREE 4" FNPT X 2 1/2" FNST DBL	CLAPPER SIAMESE
90DCS4025FAS/SP	90 Deg 4" FNPT x 2.5" FNST Dbl Clpr	Auto Sprinkler & Standpipe Brand BR
90DCS4025F-C	90 DGR 4" FNPT X 2.5" FNST DBL	CLAPPER SIAMESE - CHROMED
90DCS4025F-NB	90 Degree 4" FNPT x 2-1/2" FNST DBL	Clapper Siamese-Brass, No Branding
90DCS4025F-P	90 DEGREE 4" FNPT X 2-1/2" FNST DBL	CLAPPER SIAMESE- POLISHED
90DCS4025F-SP	90 DEGREE 4 FNPT X 2 1/2 FNST	DOUBLE CLAPPER SIAMESE "STANDPIPE"
90DCS4025F-SP-P	90 Degree 4" FNPT x 2 1/2" FNST	Double Clapper "Standpipe" Polished
90DCS4030F	90 DGR 4" FNPT X 3" NST	DOUBLE CLAPPER SIAMESE, CAST BR
90DCS4030F-P	4" NPT X (2) 3" NST P/L POLISHED BR	AUTO SPRINKLER BRAND FDC
90DCS4030F-SP	4 NPT X (2) 3" NST P/L UL CAST SP	90 DGR DBL CLPR
90DCS4030NYFD	90 DEGREE 4" FNPT X 3" FNYFD	DOUBLE CLAPPER SIAMESE
90DCS4030NYFD-C	90 DEG 4 FNPT X 3 FNYFD POL/CHR	DOUBLE CLAPPER SIAMESE
90DCS4030NYFD-P	90 DEG 4 FNPT X 3 FNYFD POLISHED	DOUBLE CLAPPER SIAMESE
90DCS4030NYFDSP	90 DEG 4" FNPT X (2) 3" NYFD PL UL	SP DBL CLAPPER SIAMESE
90DCS4030NYFSPC	90 DEG 4" FNPT X (2) 3" NYFD UL	DBL CLPR STANDPIPE - POL/CHROME
90DCS4030NYFSPPP	90 DEG 4" FNPT X (2) 3" NYFD UL	DBL CLPR STANDPIPE - POLISH BRASS
90DCS5030NYFD	90 DEG 5" FNPT X (2) 3" FNYFD PL UL	AS DBL CLAPPER SIAMESE

420937

90DCS5030NYFDSP	90 DEG 5" FNPT X (2) 3" FNYFD PL UL	STANDPIPE, BRASS DBL CLAPPER SIAM	
90DCS5030NYFSPC	90 DGR 5" FNPT X (2) 3" FNYFD PL UL	STANDPIPE, POL/CHR BR DBL CLPR SIAM	
90DCS6025F	90 DEGREE 6" FNPT X 2-1/2" FNST DBL	CLAPPER SIAMESE - A/S - CAST BRASS	
90DCS6025F-C	6" FNPT X 2-1/2" FNST DBLE	CLAPPER SIAMESE, POL/CHROME A/S	
90DCS6025F-SP	90 DEGREE 6" FNPT X 2.5" FNST	DOUBLE CLAPPER SIAMESE "STANDPIPE"	
90DCS6025LN-SP	90DEG 6" FNPT X 2.5" M(3.031X8)	DBL CLAPPER SIAMESE - STANDPIPE	
90DCS6030F	90 DEG 6" FNPT X 3" FNST DOUBLE	CLAPPER SIAMESE AUTO SPRINKLER	
90DCS6030F-SP	90 Deg 6" FNPT X 3" FNST Double	Clapper Siamese BR, Standpipe	
90DCS6030NYFASP	90 DEGR 6" FNPT X 3" FNYFD DBL CLPR	SIAMESE - AUTO SPRKLR & STANDPIPE	
90DCS6030NYFD	90 DEG 6" FNPT X 3" FNYFD DOUBLE	CLAPPER SIAMESE AUTO SPRINKLER	
90DCS6030NYFDSP	90 DEGREE 6" FNPT X 3" FNYFD	DOUBLE CLAPPER SIAMESE "STANDPIPE"	
90FR3C4025	90 DGR 4" FNPT X (3) 2-1/2" MNPT	THREE WAY OUTLET CAST BRASS	
90FR3C4025F	90 Deg 4" FNPT X (3) 2-1/2" MNST	Three Way Outlet Cast Brass	
90FR3C6025	90 DGR 6" FNPT X (3) 2-1/2" MNPT	THREE WAY OUTLET CAST BRASS	
90FR3C6025DT	90 DGR 6" FNPT X (3) 2-1/2" M	(3.125X7.5) 3-WAY OUTLET-CAST BR	
90FR3C6025F	90 DGR 6" FNPT X (3) 2-1/2" MNST	THREE WAY OUTLET, CAST BRASS	
90FR4C025	** USE P/N # 90IRC4025 **		
90FR4C0253.17X6	90 DEGREE X 4" FNPT X 2-1/2" MALE	(3.17 X 6) ROOF CONNECTION-SPECIAL	
90FR4C0253.25X6	90 DEGREE X 4" FNPT X 2-1/2" MALE	(3.25 X 6) ROOF CONNECTION	
90FR4C0253.34X6	90 DEGREE X 4" FNPT X 2-1/2" MALE	(3.34 X 6) ROOF CONNECTION	
90FR4C025CH	90 DGR 4" FNPT X 2-1/2" M CHICAGO	(2.99 X 7.5) BR ROOF CONNECTION	
90FR4C025-D	90 DEGR 4" FNPT X 2-1/2" MNPT	ROOF CONNECTION - DOMESTIC	
90FR4C025-D-P	90 DEGR 4" FNPT X 2 1/2" MNPT ROOF	CONNECTION POL BRASS DOMESTIC	
90FR4C025F	90 DEGREE X 4" FNPT X 2-1/2" MNST	ROOF CONNECTION	
90FR4C025F-C	90 DEGR X 4" FNPT X 2-1/2" MNST	ROOF CONNECTION, POL/CHROME FINISH	
90FR4C025F-P	90 Degree x 4" FNPT X 2-1/2" MNST	Roof Connection, Polished BR Finish	
90FR4C025NYC	90 DEGREE X 4" FNPT X 2.5" MNYC	ROOF CONNECTION	
90FR4C025NYFD	90 DEGREE X 4" FNPT X 2.5" MNYFD	ROOF CONNECTION, CAST BRASS	
90FR4C025PITT	90 DEGREE X 4" FNPT X 2-1/2" MALE	PITT (3.06 X 6) ROOF CONNECTION	
90FR6G025	6" FNPT x (2) 2-1/2" MNPT, Cast	Brass, Imported 90° Roof Connection	
90FR6G025F	6" FNPT x (2) 2-1/2" MNST Cast	Brass, Imported 90° Roof Connection	
90FR6G025F-P	90 DEGREE 6 FNPT X 2-1/2 MNST	ROOF CONNECTION - POLISHED	
90FR6G025NYC	90 DGR 6" FNPT X 2-1/2" MNYC CAST	BRASS ROOF CONNECTION	
90IRC4025	90 DEG ROOF CON 4" FNPT X 2.5" MNPT		
90IRC4025F	90 DEG ROOF CON 4" FNPT X 2.5" MNST	GLOBAL	
90IRC4025G	90 DEG ROOF 4" GROOVE X 2.5" MNPT		
90IRC4025GF	90 DEG ROOF 4" GROOVE X 2.5" MNST		
90ISC4025F	90 DEG 4 FNPT X 2 1/2 FNST	SNGL CLPR **SAME AS 90SCS4025F*	
90SCS4025F	4" FNPT x (2) 2-1/2" 90° Clapper,	Brass, FNST, Siamese, Bottom Outlet	
90SCS4025F-D	** USE 90SCS4025F **		
90SCS4025F-SP	90 DEGREE 4 FNPT X 2-1/2 FNST	SINGLE CLPR SIAMESE-"STANDPIPE"	
90SCS4025NYFD	90 DEGREE 4 FNPT X 2-1/2 FNYFD	SINGLE CLAPPER SIAMESE - DOMESTIC	
90TCS4025F	90 DEG 4" FNPT X (3) 2-1/2" FNH	TRIPLE CLAPPER SIAMESE CAST BRASS	
90TCS4025F-NB	90 DEG 4" FNPT X (3) 2-1/2" FNST	TRIPLE CLPR SIAMESE - NO BRAND	
90TCS6025F	90 DGR 6" FNPT X (3) 2-1/2" FNH	TRIPLE CLAPPER SIAMESE CAST BRASS	
90TCS6025F-NB	90 DGR 6" FNPT X (3) 2-1/2" FNH; No		
90TCS6025F-P	90 DGR 6" FNPT X (3) 2-1/2" FNH	TRIPLE CLAPPER SIAMESE POL BRASS	
90TCS6025F-SP	90 DGR 6" FNPT X (3) 2-1/2" FNST	STAND PIPE TRIP CLPR SIAMESE CST BR	
9405A0614	MALE STRAIGHT COUPLER		
9405A0618	MALE STRAIGHT COUPLER		
9405U0614	1/4" Body x 1/4" MNPT Straight Body	Auto, Industrial Safety Coupler	
9405U0618	1/4" Body x 3/8" MNPT Straight Body	Auto, Industrial Safety Coupler	
9405U0622	MALE STRAIGHT CPLR		
9405U0814	MALE STRAIGHT COUPLER		
9405U0818	MALE STRAIGHT COUPLER		
9405U0822	MALE STRAIGHT CPLR		
9415A0614	FEMALE STRAIGHT COUPLER		
9415A0618	FEMALE STRAIGHT COUPLER		
9415A0622	FEMALE STRAIGHT COUPLER		
9415U0614	1/4" Body x 1/4" FNPT Straight Body	Auto, Industrial Safety Coupler	
9415U0618	1/4" Body x 3/8" FNPT Straight Body	Auto, Industrial Safety Coupler	
9415U0622	FEM STRAIGHT		
9415U0814	FEMALE STRAIGHT COUPLER		
9415U0818	FEM NPT STGHT BODY AUTO SAFETY CPLR		
9415U0822	FEMALE STRAIGHT CPLR		
A1F1-B	1/8" HI-Press Nipple x 1/8" NPTF	A Series Quick Connect Plug, Brass	
A1F1-B-C1	1/8" HI-PRESS NIPPL, 1/8" NPTF, BRA	300632-1	
A1M1-B	1/8" HI-Press Nipple x 1/8" MNPTF	A Series Quick Connect Plug, Brass	
A1M1-B-C1	1/8" HI-PRESS NIP, 1/8" M-NPTF, BRA	300238-1	
A1S1-B	1/8" HI-Press Nipple x 1/8" Barb	A Series Quick Connect Plug, Brass	
A2E2-B	1/4" HI-PRESS NIPPL, 1/4" X 1/2" RE		450707
A2F1-B	1/4" HI-PRESS NIPPL, 1/8" NPTF, BRA		850692
A2F2-B	1/4" HI-Press Nipple x 1/4" NPTF		
A2F2-B-C1	1/4" HI-PRESS NIPPL, 1/4" NPTF, BRA	A Series Quick Connect Plug, Brass	
A2M1-B	1/4" HI-PRESS NIP, 1/8" M-NPTF, BRA	300632-2	
A2M1-B-C1	1/4" HI-PRESS NIP, 1/8" M-NPTF, BRA		850406
A2M2-B	1/4" HI-Press Nipple x 1/4" MNPTF	300238-2-1	
A2M2-B-C1	1/4" HI-PRESS NIP, 1/4" M-NPTF, BRA	A Series Quick Connect Plug, Brass	
A315100PBF	1 1/2" X 100' COUPLED	300238-2	
A315100RBF	1 1/2" X 100' 300# SJ HOSE COUPLED	BRASS PIN LUG NST THREADS	
A315-50PBF	1 1/2" X 50' COUPLED	BRASS ROCKER LUG NST	
A315-50RBF	1 1/2" X 50' 300# SJ HOSE COUPLED	BRASS PIN LUG NST THREADS	
A325100PBF	2-1/2" x 100' SJ 300# Brass NST PL,	BRASS ROCKER LUG NST	
A325100RBF	2-1/2" x 100' SJ 300# Brass NST RL,	Fem & Male Expansion Ring Cplgs	
A325-50PBF	2-1/2" x 50' SJ 300# Brass NST PL,	Fem & Male Expansion Ring Cplgs	
A325-50RBF	2-1/2" x 50' SJ 300# Brass NST RL,	Fem & Male Expansion Ring Cplgs	
A515100PBF	1 1/2" X 100' COUPLED	BRASS PIN LUG NST THREADS	
A515100RBF	1 1/2" X 100' 500# SJ HOSE COUPLED	RL BRASS NST	
A515-50PBF	1 1/2" X 50' COUPLED	BRASS PIN LUG NST THREADS	
A515-50RBF	1 1/2" X 50' 500# SJ HOSE COUPLED	BRASS ROCKER LUG NST	
A515U50CBF	1-1/2" X 50' 500# SJ U/L LABELED	HOSE WITH BR NST COMBO LUGS ENDS	
A515U50CBS	1-1/2" X 50' 500# SJ U/L LABELED	HOSE WITH BR NPSH COMBO LUG ENDS	
A525100PBF	2-1/2" X 100' 500# SJ CPLD P/L, BR	NST	
A525100RBF	2 1/2" X 100' 500# SJ HOSE CPLD	RL BRASS NST	
A525-50PBF	2 1/2 X 50' SJ 500# HOSE COUPLED	BRASS PIN LUG NST	
A525-50RBF	2 1/2 X 50' SJ 500# HOSE COUPLED	RL BRASS NST	
AAPN75GHT	3/4" GHT Bulls Eye Hose Nozzle	Brass Construction w/SS Bearings	

AB0	Brass Air King Blank End, 1-Clip	
AB1	1/2" Brass Air King Hose End	1-Clip
AB10	Brass AK Triple Connect, 1-Clip	
AB11	1" Brass Air King Hose End	1-Clip
AB12	1" Brass Air King MNPT, 1-Clip	
AB13	1" Brass Air King Fem NPT, 1-Clip	
AB16	1-1/4" Brass 4-Lug Air King Hose	End, 1-Clip
AB18	1-1/4" Brass 4-Lug Air King Fem NPT	1-Clip
AB2	1/2" Brass Air King MNPT, 1-Clip	
AB21	1-1/2" Brass 4-Lug Air King Hose	End, 1-Clip
AB23	1-1/2" Brass 4-Lug Air King Fem NPT	1-Clip
AB26	2" Brass 4-Lug Air King Hose End	1-Clip
AB28	2" Brass 4-Lug Air King Fem NPT	1-Clip
AB3	1/2" Brass Air King Fem NPT, 1-Clip	
AB5	5/8" Brass Air King Hose End	1-Clip
AB6	3/4" Brass Air King Hose End	1-Clip
AB7	3/4" Brass Air King MNPT, 1-Clip	
AB8	3/4" Brass Air King Fem NPT, 1-Clip	
ABB	3/8" Brass Air King MNPT, 1-Clip	
ABB1	1/4" Brass Air King MNPT, 1-Clip	
ABC	3/8" Brass Air King Fem NPT, 1-Clip	
ABC1	1/4" Brass Air King Fem NPT, 1-Clip	
ABH	3/8" Brass Air King Hose End	1-Clip
ADPTWG100150B	WG100 MALE 1.5 NPSH OUTLET BRASS	
ADV150F	1-1/2" NH AUTOMATIC DRAIN VENT	VALVE - CAST BRASS
AHDBF75	3/4" NPT Brass Heavy Duty	Adjustable Drum Faucet, PTFE Gasket
AK3526-300FL	3" FLG INLET X 2 1/2" MNST BRASS	INDUSTRIAL MONITOR
AK4450NST	2-1/2" NST AUQUASTREAM BRASS	MONITOR NOZZLE
AL248	Extension for AL9 Spray Gun	22mm x 14mm M-Inlet x 1/4" M-Outlet
AL414	1/4" Fem Inlet & Outlet, Brass Ftg	Adjustable Hi-Low Nozzle Holder
AL450	1/4" BrassFemale x22mm x 1.5mm Swvl	Quick Coupling, 3650psi
AL451	1/4" BrassMale x 22mm x 15mm Swivel	Quick Coupling, 3650psi
AL453	3/8" Female x 22mm x 1.5mm Swivel	Quick Coupling, 3650psi
AL454	1/4" Brass Female x22mm x 1.5mm Male	Fixed Quick Coupling Plug, 3650psi
AL455F	1/4" BrassMale x 22mm x 1.5mm Male	Fixed Quick Coupling Plug, 3650psi
AL456	3/8" Brass Female x22mm x 1.5mm Male	Fixed Quick Coupling Plug, 3650psi
AL462	3/8" Fem x Fem Swiv Quick	Coupling, 3650psi
AL464	3/8" BrassFemale x Male Plug, Fixed	Quick Coupling Plug, 3650psi
AL472	3/8" Male Inlet & Outlet, 4000psi	Adjustable Green Injector Nozzle
AL477	3/8" Male Inlet and Outlet, 4000psi	Adjustable Red Injector Nozzle
AL478	3/8" Male Inlet & Outlet, 4000psi	Adjustable Blue Injector Nozzle
AL605	(2)3/8" Fem Inlet, 3/8" Fem Outlet	Brass Unloader Valve, yellow Spring
AL606	(2)3/8" Fem Inlet, 3/8" Fem Outlet	Brass Unloader Valve, Blue Spring
AL607	(2)3/8" Fem Inlet, 3/8" Fem Outlet	Brass Unloader Valve, black Spring
AL702	3/8" F Inlet-Outlet, 3/8" F Bypass	Brass, Bal Release Valve, Blue Spring
AL9	High Pressure Spray Gun, 3700psi	19" Length
AL-TPR25-50	1/4" Female Inlet, Purple-Green	1.50mm 15", Turbo Nozzle
APRD150	1-1/2" NPSH ADJUSTABLE PRESSURE	Restricting Device - Cast Brass
APRD150F	1-1/2" NH ADJUSTABLE PRESSURE	RESTRICTING DEVICE - CAST BRASS
APRD150NYFD	1-1/2" NYFD ADJUSTABLE PRESSURE	RESTRICTING DEVICE - CAST BRASS
APRD2503.17X6	2-1/2" (3.17 X 6) ADJ PRESSURE	RESTRICTING DEVICE - CAST BRASS
APRD250F	2-1/2" NH ADJUSTABLE PRESSURE	RESTRICTING DEVICE - CAST BRASS
APRD250NYC	2.5" NYC ADJUSTABLE PRESSURE	RESTRICTING DEVICE - CAST BRASS
APRD250NYFD	2.5" NYFD ADJUSTABLE PRESSURE	RESTRICTING DEVICE-CAST BRASS
AQ62DOT10	5/8" BRASS TUBE UNION CONNECTOR	
AQ62DOT4	1/4" Tube Brass Union Connector	D.O.T. Push-In Fitting
AQ62DOT6	3/8" Tube Brass Union Connector	D.O.T. Push-In Fitting
AQ64DOT4	1/4" Tube Brass Union Tee	D.O.T. Push-In Fitting
AQ64DOT6	3/8" Tube Brass Union Tee	D.O.T. Push-In Fitting
AQ68DOT4X2	1/4" Tube x 1/8" MNPT Brass Male	Connector, D.O.T. Push-In Fitting
AQ68DOT4X4	1/4" Tube x 1/4" MNPT Brass Male	Connector, D.O.T. Push-In Fitting
AQ68DOT4X6	1/4" Tube x 3/8" MNPT Brass Male	Connector, D.O.T. Push-In Fitting
AQ68DOT6X4	3/8" Tube x 1/4" MNPT Brass Male	Connector, D.O.T. Push-In Fitting
AQ68DOT6X6	3/8" Tube x 3/8" MNPT Brass Male	Connector, D.O.T. Push-In Fitting
AQ69DOT4X2	1/4" Tube x 1/8" MNPT Brass Male	Elbow, D.O.T. Push-In Fitting
AQ69DOT4X4	1/4" Tube x 1/4" MNPT Brass Male	Elbow, D.O.T. Push-In Fitting
AQ69DOT6X4	3/8" Tube x 1/4" MNPT Brass Male	Elbow, D.O.T. Push-In Fitting
AQ69DOTS4X2	1/4" Tube x 1/8" MNPT Brass Swivel	Male Elbow, D.O.T. Push-In Fitting
AQ69DOTS4X4	1/4" Tube x 1/4" MNPT Brass Swivel	Male Elbow, D.O.T. Push-In Fitting
AQ69DOTS4X6	1/4" Tube x 3/8" MNPT Brass Swivel	Male Elbow, D.O.T. Push-In Fitting
AQ69DOTS6X4	3/8" Tube x 1/4" MNPT Brass Swivel	Male Elbow, D.O.T. Push-In Fitting
AQ69DOTS6X6	3/8" Tube x 3/8" MNPT Brass Swivel	Male Elbow, D.O.T. Push-In Fitting
AQ71DOTS4X2	1/4" Tube x 1/8" MNPT Brass Swivel	Male Run Tee, D.O.T. Push-In Ftg
AQ71DOTS4X4	1/4" Tube x 1/4" MNPT Brass Swivel	Male Run Tee, D.O.T. Push-In Ftg
AQ72DOTS4X2	1/4" Tube x 1/8" MNPT Brass Swivel	Male Branch Tee, D.O.T. Push-In Ftg
AQ72DOTS4X4	1/4" Tube x 1/4" MNPT Brass Swivel	Male Branch Tee, D.O.T. Push-In Ftg
AR5038305SP	Braided Rubber Hose, 4000psi	3/8" Male Swivel Inlet & Outlet
ASBDV50	1/2" MNPT x 1/2" MNPT Brass,	Angled Ball Drip Valve, 23-181-00001
ASBDV75	3/4" MNPT x 3/4" MNPT Brass,	Angled Ball Drip Valve, 23-181-00002
ASHV1015F	1" MNPT X 1-1/2" MNH SPRINKLER HOSE	VALVE - CAST VALVE
AV150	1-1/2" NPT x 1-1/2" NST Angle Hose	Valve, Cast Brass w/ Alum Wheel
AV1502.18X12	1-1/2" FNPT x 1-1/2" M (2.18 x 12)	Domestic Angle Valve - Special
AV150-C	1-1/2" FNPT X 1-1/2" MNST ANGLE VLV	P/C FINISH, DOMESTIC, **SPECIAL**
AV150-I	1-1/2" FNPT X 1-1/2" MNST ANGLE	HOSE VALVE-IMPORT
AV150-N	HEX NUT FOR HANDWHEEL ON AV150	
AV150NYFD	AV150 w/ Male NYFD Thread	
AV150PCT	1-1/2" FNPT X 1-1/2" MPCT ANGLE	VALVE - 18-157-00015
AV150-RBR	VALVE SEAL RUBBER FOR AV150	
AV150S	1-1/2" FNPT X 1-1/2" MNPSH ANGLE	HOSE VALVE - CAST BRASS
AV150T	1-1/2" FNPT INLET X 1-1/2" MNPT OUT	BRASS ANGLE HOSE VALVE
AV150-W	1-1/2" Alum Handle Wheel for AV150	4415700022
AV151	1-1/2" FNPT x 1-1/2" MNST Angle	Hose Valve, Import, Forged Brass
AV151-C	1-1/2" FNPT X 1-1/2" MNST ANGLE VLV	POLISHED CHROME FINISH
AV151-RBR	VALVE SEAL RUBBER FOR AV151	
AV151-WR	RED HANDWHEEL FOR AV151	
AV250	2-1/2" FNPT x 2-1/2" MNST Angle	Hose Valve, Cast Brass w/Alum Wheel
AV250-C	2-1/2" NPT x 2-1/2" NST Angle Hose	Valve, Pol/Chr, BR w/Alum Wheel

AV250-C-I	2.5" FNPT X 2.5" MNST ANGLE VALVE	***POLISHED CHROME*** IMPORT
AV250-I	2-1/2" NPT X 2-1/2" NST ANGLE	HOSE VALVE - IMPORT
AV250-N	HEX NUT FOR HANDWHEEL ON AV250	
AV250NYC	2.5" FNPT X 2.5" MNYC ANGLE HOSE	
AV250NYC-I	2 1/2" FNPT X 2 1/2" MNYC ANGLE	HOSE VALVE - IMPORT
AV250NYFD	2-1/2" FNPT X 2-1/2" MNYFD ANGLE	HOSE VLV, CAST BRASS W/ALUM HNDL
AV250NYFD-I	2 1/2" NPT X 2 1/2" NYFD ANGLE	HOSE VALVE - IMPORT
AV250-P-I	2.5" FNPT X 2.5" MNST ANGLE VALVE	***POLISHED*** IMPORT
AV250-RBR	VALVE SEAL RUBBER FOR AV250	
AV250S	2-1/2" FNPT X 2-1/2" MNPSH Angle	Hose Valve - Cast Brass
AV250T	2-1/2" FNPT X 2-1/2" MNPT CAST	BRASS ANGLE VALVE - SPECIAL ORDER
AV250TEMPE	2.5" FNPT X 2.5 M 3.07 X 6 ANGLE	HOSE VALVE, U/L, FM, BRASS
AV250-W	2-1/2" Alum Handle Wheel for AV250	4415700023
AV251	2-1/2" FNPT x 2-1/2" MNST Angle	Hose Valve, Import, Forged Brass
AV251-C	2 1/2" FNPT X 2 1/2" MNH ANGLE VALV	POLISHED CHROME FINISH
AV251-N	HANDWHEEL NUT FOR 2-1/2" VALVE	
AV251NYC	2.5" FNPT X 2.5" MNYC ANGLE HOSE	
AV251NYFD	2-1/2" FNPT X 2-1/2" NYFD ANGLE	HOSE VALVE - CAST BRASS
AV251-P	POLISHED 2.5" AV251 VALVE	**SPECIAL ORDER**
AV251-RBR	VALVE SEAL RUBBER FOR AV251	
AV251-WR	RED HAND WHEEL FOR AV251	
AV2530	2-1/2" FNPT X 3" MNST ANGLE HOSE	VALVE - CAST BRASS
AV5-250F	2-1/2" FNPT X 2-1/2" MNST 500#	ANGLE HOSE VLV, CAST, 18-157-50000
AV5-250NYFD	2-1/2" FNPT X 2-1/2" MNYFD 500#	ANGLE HOSE VLV, CAST, 18-157-50001
AVAPR150F	1-1/2" FNPT X 1-1/2" MNH ANGLE	VALVE - ADJ PRES RESTRICTING
AVAPR150F-I	1-1/2" FNPT X 1-1/2" MNST Angle	Valve, Adj Pressure Restricting
AVAPR150S-I	1-1/2" FNPT X 1-1/2" MNPSH ANGLE	VALVE - ADJ PRES RESTRICTING
AVAPR151F	1-1/2" FNPT X 1-1/2" MNH ANGLE	VALVE ADJ PRES RESTRICTING
AVAPR2503.12X6	2-1/2" FNPT X 2-1/2" M (3.12 X 6)	ANGLE VALVE - ADJ PRESS RESTRICT
AVAPR2503.12X7	2 1/2" FNPT X 2 1/2" M (3.125 X 7.5)	ANGLE VALVE-ADJ PRESS RESTRICT
AVAPR2503.15X6	2-1/2" FNPT X 2-1/2" M (3.156 X 6)	ANGLE VALVE - ADJ PRESS RESTRICT
AVAPR2503.17X6	2-1/2" FNPT X 2-1/2" M (3.17X6)	ANGLE VALVE - ADJ PRES RESTRICT
AVAPR2503.18X8	2-1/2" FNPT X 2-1/2" M (3.18 X 8)	ANGLE VALVE - ADJ PRES RESTRICT
AVAPR2503.28X8	2-1/2" FNPT X 2-1/2" M (3.28 X 8)	ANGLE VALVE - ADJ PRES RESTRICT
AVAPR250F	2-1/2" FNPT X 2-1/2" MNST ANGLE	VALVE - ADJ PRES RESTRICTING
AVAPR250F-H	RPL HANDLE FOR AVAPR250F VALVE	*** SPECIAL ORDER **
AVAPR250F-I	2-1/2" FNPT X MNST ANGLE	VALVE - ADJ PRES RESTRICTING
AVAPR250F-L	RPL BREAKABLE LINK WITH SCREW FOR	AVAPR250F VALVE
AVAPR250NYFD	2-1/2" FNPT X 2-1/2" MNYFD ANGLE	VALVE - ADJ PRES RESTRICT VLV
AVAPR250S	2-1/2" FNPT X 2-1/2" MNPSH Angle	Valve, Adj Pressure Restricting
AVAPR251F	2-1/2" FNPT X 2-1/2" MNH Angle	Valve Adj Pressure Restricting
AVAPR251FCLIP	2.5" Pressure Restricting Valve	Replacement Clip & Wire Assembly
AVAPRF150	1-1/2" FNPT X 1-1/2" FNPT ANGLE	VALVE - ADJ PRES RESTRICTING
AVAPRF150-I	1-1/2" FNPT X 1-1/2" FNPT ANGLE	VALVE - ADJ PRES RESTRICTING
AVAPRF151	1-1/2" FNPT X 1-1/2" FNPT ANGLE	VALVE ADJ PRES RESTRICTING VLV
AVAPRF250	2-1/2" FNPT X 2-1/2" FNPT Angle	Valve - Adj Pressure Restricting
AVAPRF250-I	2-1/2" FNPT X 2-1/2" FNPT ANGLE	VALVE - ADJ PRES RESTRICTING
AVAPRF251	2-1/2" FNPT X 2-1/2" FNPT ANGLE	VALVE ADJ PRES RESTRICTING VLV
AVF150	1-1/2" FNPT X 1-1/2" FNPT Angle	Hose Valve, Cast Brass w/Alum Wheel
AVF150-I	1-1/2" FNPT X 1-1/2" FNPT ANGLE	VALVE-IMPORT
AVF151	1-1/2" FNPT X 1-1/2" FNPT ANGLE	HOSE VALVE, IMPORT, FORGED BRASS
AVF250	2-1/2" FNPT X FNPT Angle Hose Valve	Cast Brass w/ Alum Wheel
AVF250-I	2-1/2" FNPT X 2-1/2" FNPT ANGLE	VALVE-IMPORT
AVF251	2-1/2" FNPT X 2-1/2" FNPT Angle	Hose Valve, Import, Forged Brass
AVF5-250	2-1/2" FNPT X 2-1/2" FNPT 500#	ANGLE HOSE VALVE, FM, 18-158-50000
AVG250F-I	2.5" GROOVE X 2.5" MALE NST	ANGLE VALVE-IMPORT
AVGF250-I	2.5" GROOVE X 2.5" FNPT ANGLE VALVE	ANGLE VALVE-IMPORT
AWSG	Hot Water Washdown Spray Gun	Black Cover, Aluminum
AWSG-TG	Elevated Temperature Spray Nozzle	3/8" Female NPT Inlet, Alum
B16-263	1/4" Fem NPTF Industrial Hyd Quick	Connect Poppet Valve Coupler, Brass
B16-363	3/8" Fem NPTF Industrial Hyd Quick	Connect Poppet Valve Coupler, Brass
B16-400S	1/2" Brass Fem NPTF Steam Poppet	Valve Coupler
B16-463	1/2" Fem NPTF Industrial Hyd Quick	Connect Poppet Valve Coupler, Brass
B16-600S	3/4" Brass Fem NPTF Steam Poppet	Valve Coupler
B16-663	3/4" Fem NPTF Industrial Hyd Quick	Connect Poppet Valve Coupler, Brass
B16-800S	1" Brass Fem NPTF Steam Poppet	Valve Coupler
B16-863	1" Fem NPTF Industrial Hyd Quick	Connect Poppet Valve Coupler, Brass
B17-263	1/4" Fem NPTF Industrial Hyd Quick	Connect Poppet Valve Plug, Brass
B17-363	3/8" Fem NPTF Industrial Hyd Quick	Connect Poppet Valve Plug, Brass
B17-400S	1/2" Brass Fem NPTF Steam Poppet	Valve Plug
B17-463	1/2" Fem NPTF Industrial Hyd Quick	Connect Poppet Valve Plug, Brass
B17-600S	3/4" Brass Fem NPTF Steam Poppet	Valve Plug
B17-663	3/4" Fem NPTF Industrial Hyd Quick	Connect Poppet Valve Plug, Brass
B17-863	1" Fem NPTF Industrial Hyd Quick	Connect Poppet Valve Plug, Brass
B1S1-B	1/8" MINI NIPPLE, 1/8" HOSE BARB	Plug B Series Quick Connects
BA1616	1" Brass Fem x Fem NPSH Swivel	
BA2F2F	1/4" Brass Fem NPTF Hex Coupling	
BA31-300	3" Brass Bayonet Dry Disconnect	Adapter, Buna Seals, Brass Body
BA32-300	3" Brass Bayonet Dry Disconnect	Adapter, FKM Seals
BA3F3F	3/8" Brass Fem NPTF Hex Coupling	
BA4F4F	1/2" Brass Fem NPTF Hex Coupling	
BA74	3/4" Brass Male GHT Adapter x	1/2" Male NPTF
BA776	3/4" Brass Male GHT Adapter x	3/4" Male NPTF
BA777	3/4" Brass Male GHT Adapter x	3/4" Male GHT
BA794	3/4" Brass Male GHT Adapter x	1/2" Female NPTF
BA796	3/4" Brass Male GHT Adapter x	3/4" Female NPTF
BA976	3/4" Brass Rigid Female GHT x	3/4" Female NPTF, Non-Swivel
BA977	3/4" Brass Fem GHT Swiv Adapter x	3/4" Fem GHT
BAS974	3/4" Brass Fem GHT Swivel x	1/2" Fem NPTF
BAS976	3/4" Brass Fem GHT Swivel x	3/4" Fem NPTF
BB050	3/4" Brass Bosslock Female Coupler	OBSOLETE
BB075	3/4" Brass Bosslock Fem Cplr x MNPT	
BB075E2	3/4" Brass EZ Bosslock Fem Cplr x	Male NPT
BB10	3/4" Brass Boss Clamp	
BB100	1" Brass Bosslock Fem Cplr x MNPT	
BB100E2	1" Brass EZ Bosslock Fem Cplr x	Male NPT
BB12	3/4" & 1" Brass Boss Ground	Joint Nut

BB125	1-1/4" Brass Bosslock Fem Cplr x	Male NPT
BB125EZ	1-1/4" Brass EZ Bosslock Fem Cplr x	Male NPT
BB14	1" Brass Boss Clamp	Bolt-BMB6225, Nut-BMN6
BB150	1-1/2" Brass Bosslock Fem Cplr x	Male NPT
BB150EZ	1-1/2" Brass EZ Bosslock Fem Cplr x	Male NPT
BB17	1-1/4" & 1-1/2" Brass Boss Ground	Joint Nut
BB19	1 1/4" Brass Boss Clamp	stock qty only will become obsolete
BB2	1/2 BRASS BOSS NUTS	
BB200	2" Brass Bosslock Fem Cplr x MNPT	
BB200EZ	2" Brass EZ Bosslock Fem Cplr x	Male NPT
BB250	2-1/2" Brass Bosslock Fem Cplr x	Male NPT
BB250EZ	2 1/2" BRASS B WITH EZ HANDLES	
BB27	2" Brass Boss Ground Joint Nut	
BB29	2" Brass Boss Clamp	OBSOLETE
BB300	3" Brass Bosslock Fem Cplr x MNPT	
BB300EZ	3" Brass EZ Bosslock Fem Cplr x	Male NPT
BB3-01AG	1/8" Mini Filter-Regulator w/Auto	Drain Transparent Bowl Old#C04-01AG
BB3-01AGMB	1/8" Mini Filter-Regulator w/Auto	Drain Metal Bowl Old#C04-01AGMB
BB3-01MG	1/8" Mini Filter-Regulator w/Manual	Drain Transparent Bowl Old#C04-01MG
BB3-01MGMB	1/8" Mini Filter/Regulator, Manual	Drain, Metal Bowl Old# C04-01MGMB
BB3-02AG	1/4" Mini Filter-Regulator w/Auto	Drain Transparent Bowl Old#C04-02AG
BB3-02AGMB	1/4" Mini Filter-Regulator w/Auto	Drain Metal Bowl Old#C04-02AGMB
BB3-02MG	1/4" Mini Filter-Regulator w/Manual	Drain Transparent Bowl Old#C04-02MG
BB3-02MGMB	1/4" Mini Filter/Regulator, Manual	Drain, Metal Bowl Old# C04-02MGMB
BB4	1/2" Brass Boss Clamp	Bolt-BMB5150, Nut-BMNS
BB400	4" Brass Bosslock Fem Cplr x MNPT	
BB400EZ	4" Brass EZ Bosslock Fem Cplr x	Male NPT
BB600	6" Brass Bosslock Female Coupler	x Male NPT
BB9	3/4" Brass Boss Clamp	
BBFVW300	3" Wafer Style Butterfly Valve w/	Buna Liner
BBFVW400	4" Wafer Style Butterfly Valve w/	Buna Liner
BBLV100	1" Brass Locking Handle Ball Valve	FNPT x FNPT, Std Port
BBLV125	1-1/4" Brass Locking Handle Ball	Valve, FNPT x FNPT, Std Port
BBLV150	1-1/2" Brass Locking Handle Ball	Valve, FNPT x FNPT, Std Port
BBLV200	2" Brass Locking Handle Ball Valve	FNPT x FNPT, Std Port
BBLV25	1/4" Brass Locking Handle Ball	Valve, FNPT x FNPT, Full Port
BBLV38	3/8" Brass Locking Handle Ball	Valve, FNPT x FNPT, Full Port
BBLV50	1/2" Brass Locking Handle Ball	Valve, FNPT x FNPT, Full Port
BBLV75	3/4" BRASS LOCKING BALL VALVE	
BBU14	1" Brass Boss Clamp	Bolt-BMB6200, Nut-BMN6
BBU24	1 1/2" Brass Boss Clamp	
BBU29	2" Brass Boss Clamp	Bolt-BMB8300, Nut-BMN8
BBU9	3/4" Brass Boss Clamp	Bolt-BMB6200, Nut-BMN6
BBV100	1" Brass Domestic Ball Valve	FNPT x FNPT, Standard Port
BBV100DTW	1" Brass 3-Way Diverting BV	FNPT, Std Port, T-Flow, BRCW617N
BBV100DW	1" Brass Non-Vented Dual "Y" Valve	
BBV100DWV	1" Brass Vented Dual "Y" Valve	1 FNPT Inlet, 2 FNPT Outlets
BBV100FP	1" Domestic Full Port Brass	Ball Valve
BBV100LV	1" Brass Lockout Safety Venting	Ball Valve, Female NPT, Std Port
BBV100SR	1" Bronze "Deadman" Spring Return	Handle Ball Valve, FNPT, Std Port
BBV100ST	1" 250lb Steam Ball Valve	FNPT x FNPT, Std Port, Bronze
BBV100TW	1" Bronze 3-Way Diversion BV	FNPT, Std Port, L-Flow Pattern
BBV100VT	1" Bronze Ball Valve w/NPT Tap	for Drain, FNPT x FNPT, Full Port
BBV125	1-1/4" Brass Domestic Ball Valve	FNPT x FNPT, Standard Port
BBV125DTW	1-1/4" Brass 3-Way Diverting BV	FNPT, Std Port, T-Flow, BRCW617N
BBV125DW	1-1/4" Brass Non-Vented Dual "Y"	Valve
BBV125DWV	1-1/4" Brass Vented Dual "Y" Valve	1 FNPT Inlet, 2 FNPT Outlets
BBV125FP	1 1/4" Domestic Full Port Brass	Ball Lvalve
BBV125LV	1-1/4" Brass Lockout Safety Venting	Ball Valve, Female NPT, Std Port
BBV150	1-1/2" Brass Domestic Ball Valve	FNPT x FNPT, Standard Port
BBV150DTW	1-1/2" Brass 3-Way Diverting BV	FNPT, Std Port, T-Flow, BRCW617N
BBV150FP	1 1/2" Domestic Full Port Brass	Ball Valve
BBV150LV	1-1/2 Brass Lockout Safety Venting	Ball Valve, Female NPT, Std Port
BBV150SR	1-1/2" Bronze Deadman Spring Return	Handle Ball Valve, FNPT, Std Port
BBV200	2" Brass Domestic Ball Valve	FNPT x FNPT, Standard Port
BBV200DTW	2" Brass 3-Way Diverting BV	FNPT, Std Port, T-Flow, BRCW617N
BBV200FP	2" Domestic Full Port Brass	Ball Valve
BBV200LV	2" Brass Lockout Safety Venting	Ball Valve, Female NPT, Std Port
BBV200SR	2" Bronze "Deadman" Spring Return	Handle Ball Valve, FNPT, Std Port
BBV200ST	2" 250lb Steam Ball Valve	FNPT x FNPT, Std Port, Bronze
BBV25	1/4" Brass Domestic Ball Valve	FNPT x FNPT, Full Port
BBV250	2-1/2" Brass Domestic Ball Valve	FNPT x FNPT, Std Port, 70-109-01
BBV25FP	1/4" Domestic Full Port Brass	Ball Valve
BBV25FS	1/4" Fuel Shut-Off Ball Valve	
BBV25LV	1/4" Brass Lockout Safety Venting	Ball Valve, Female NPT, Full Port
BBV25VT	1/4" Bronze Ball Valve w/NPT Tap	for Drain, FNPT x FNPT, Full Port
BBV300	3" Brass Domestic Ball Valve	FNPT x FNPT, Std Port, 70-100-01
BBV38	3/8" Brass Domestic Ball Valve	FNPT x FNPT, Full Port
BBV38FP	3/8" Domestic Full Port Brass	Ball Valve
BBV38LP	3/8" LP Gas Ball Valve	
BBV38LV	3/8" Brass Lockout Safety Venting	Ball Valve, Female NPT, Full Port
BBV38VT	3/8" Bronze Ball Valve w/NPT Tap	for Drain, FNPT x FNPT, Full Port
BBV50	1/2" Brass Domestic Ball Valve	FNPT x FNPT, Full Port
BBV50DTW	1/2" Brass 3-Way Diverting BV	FNPT, Std Port, T-Flow, BRCW617N
BBV50FP	1/2" Domestic Full Port Brass	Ball Valve
BBV50LP	1/2" LP GAS BALL VALVE80-103-01	
BBV50LV	1/2" Brass Lockout Safety Venting	Ball Valve, Female NPT, Full Port
BBV50SR	1/2" Bronze "Deadman" Spring Return	Handle Ball Valve, FNPT, Full Port
BBV50ST	1/2" 250lb Steam Ball Valve	FNPT x FNPT, Full Port, Bronze
BBV50TW	1/2" Bronze 3-Way Diversion BV	FNPT, Full Port, L-Flow Pattern
BBV50VT	1/2" Bronze Ball Valve w/NPT Tap	for Drain, FNPT x FNPT, Full Port
BBV75	3/4" Brass Domestic Ball Valve	FNPT x FNPT, Standard Port
BBV75DTW	3/4" Brass 3-Way Diverting BV	FNPT, Std Port, T-Flow, BRCW617N
BBV75FP	3/4" Bronze Domestic Full Port	FNPT Ball Valve
BBV75FS	3/4" FUEL SHUT-OFF BALL VALVE	78-438-10
BBV75LV	3/4" Brass Lockout Safety Venting	Ball Valve, Female NPT, Std Port
BBV75SR	3/4" Bronze "Deadman" Spring Return	Handle Ball Valve, FNPT, Std Port

BBV75ST	3/4" 250lb Steam Ball Valve	FNPT x FNPT, Std Port, Bronze
BBV75TW	3/4" Bronze 3-Way Diversion BV	FNPT, Std Port, L-Flow Pattern
BBV75VT	3/4" Bronze Ball Valve w/NPT Tap	for Drain, FNPT x FNPT, Full Port
BC075	3/4" Brass Bosslock Female Coupler	x Hose Shank
BC075EZ	3/4" Brass EZ Bosslock Female	Coupler x Hose Shank
BC100	1" Brass Bosslock Female Coupler x	Hose Shank
BC100EZ	1" Brass EZ Bosslock Female Coupler	x Hose Shank
BC125	1-1/4" Brass Bosslock Fem Cplr x	Hose Shank
BC125EZ	1-1/4" Brass EZ Bosslock Female	Coupler x Hose Shank
BC150	1-1/2" Brass Bosslock Fem Cplr x	Hose Shank
BC150EZ	1-1/2" Brass EZ Bosslock Female	Coupler x Hose Shank
BC200	2" Brass Bosslock Female Coupler x	Hose Shank
BC200EZ	2" Brass EZ Bosslock Female Coupler	x Hose Shank
BC250	2-1/2" Brass Bosslock Fem Cplr x	Hose Shank
BC250EZ	2-1/2" Brass Bosslock Fem Cplr x	Hose Shank
BC250EZ	*** Obsolete	*** Does not qualify for NAFTA ***
BC300	3" Brass Bosslock Female Coupler x	Hose Shank
BC300EZ	3" Brass EZ Bosslock Female Coupler	x Hose Shank
BC400	4" Brass Bosslock Female Coupler x	Hose Shank
BC400EZ	4" Brass EZ Bosslock Female Coupler	x Hose Shank
BC600	6" Brass Bosslock Female Coupler x	Hose Shank
BC74	1/2" Hose Size, Brass GHT Ftg w/	Hex Nut, Complete Assembly
BC75	5/8" Hose Size, Brass GHT Ftg w/	Hex Nut, Complete Assembly
BC76	3/4" Hose Size, Brass GHT Ftg w/	Hex Nut, Complete Assembly
BCF73	3/8" Hose Size, Machined Brass	GHT Female w/Swivel Nut
BCF74	1/2" Hose Size, Machined Brass	GHT Female w/Swivel Nut
BCF75	5/8" Hose Size, Machined Brass	GHT Female w/Swivel Nut
BCF76	3/4" Hose Size, Machined Brass	GHT Female w/Swivel Nut
BCM73	3/8" Hose Size, Machined Brass	GHT Male
BCM74	1/2" Hose Size, Machined Brass	GHT Male
BCM75	5/8" Hose Size, Machined Brass	GHT Male
BCM76	3/4" Hose Size, Machined Brass	GHT Male
BCN100	1" NPTF Brass Male Hex Nipple	
BCN12	1/8" NPTF Brass Male Hex Nipple	
BCN25	1/4" NPTF Brass Male Hex Nipple	
BCN25-10	BCN25 IN BAGS OF 10 FOR AMAZON	
BCN25-100	BCN25 IN BAGS OF 100 FOR AMAZON	
BCN37	3/8" NPTF Brass Male Hex Nipple	
BCN50	1/2" NPTF Brass Male Hex Nipple	
BCN50-25	BCN50 IN BAGS OF 25 FOR AMAZON	
BCN75	3/4" NPTF Brass Male Hex Nipple	
BCV200	1/8" FNPT Brass Check Valve	Series-C, 3 Free Flow GPM
BCV400	1/4" FNPT Brass Check Valve	Series-C, 5 Free Flow GPM
BCV600	3/8" FNPT Brass Check Valve	Series-C, 8 Free Flow GPM
BCV800	1/2" FNPT Brass Check Valve	Series-C, 15 Free Flow GPM
BD050	3/4" Brass Bosslock Female Coupler	x 1/2" Female NPT
BD075	3/4" Brass Bosslock Female Coupler	x Female NPT
BD075EZ	3/4" Brass EZ Bosslock Female	Coupler x Female NPT
BD100	1" Brass Bosslock Female Coupler	x Female NPT
BD100EZ	1" Brass EZ Bosslock Female	Coupler x Female NPT
BD125	1-1/4" Brass Bosslock Female	Coupler x Female NPT
BD125EZ	1-1/4" Brass EZ Bosslock Female	Coupler x Female NPT
BD150	1-1/2" Brass Bosslock Female	Coupler x Female NPT
BD150EZ	1-1/2" Brass EZ Bosslock Female	Coupler x Female NPT
BD200	2" Brass Bosslock Female Coupler	x Female NPT
BD200EZ	2" Brass EZ Bosslock Female	Coupler x Female NPT
BD250	2 1/2" Brass Bosslock Female	Coupler x Female NPT
BD250EZ	2-1/2" Brass EZ Bosslock Female	Coupler x Female NPT
BD300	3" Brass Bosslock Female Coupler	x Female NPT
BD300EZ	3" Brass EZ Bosslock Female	Coupler x Female NPT
BD400	4" Brass Bosslock Female Coupler	x Female NPT
BD400EZ	4" Brass EZ Bosslock Female	Coupler x Female NPT
BD600	6" Brass Bosslock Female Coupler	x Female NPT
BF11	1/8" Hose ID x 1/8" NPTF, Solid	Female Insert, Brass, Pkg Qty 100
BF152	3/16" Hose ID x 1/4" NPTF, Solid	Female Insert, Brass, Pkg Qty 100
BF21	1/4" Hose ID x 1/8" NPTF, Solid	Female Insert, Brass, Pkg Qty 100
BF22	1/4" Hose ID x 1/4" NPTF, Solid	Female Insert, Brass, Pkg Qty 100
BF23	1/4" Hose ID x 3/8" NPTF, Solid	Female Insert, Brass, Pkg Qty 50
BF251	5/16" Hose ID x 1/8" NPTF, Solid	Female Insert, Brass, Pkg Qty 100
BF252	5/16" Hose ID x 1/4" NPTF, Solid	Female Insert, Brass, Pkg Qty 100
BF31	3/8" Hose ID x 1/8" NPTF, Solid	Female Insert, Brass, Pkg Qty 100
BF32	3/8" Hose ID x 1/4" NPTF, Solid	Female Insert, Brass, Pkg Qty 50
BF33	3/8" Hose ID x 3/8" NPTF, Solid	Female Insert, Brass, Pkg Qty 50
BF34	3/8" Hose ID x 1/2" NPTF, Solid	Female Insert, Brass, Pkg Qty 50
BF43	1/2" Hose ID x 3/8" NPTF, Solid	Female Insert, Brass, Pkg Qty 50
BF44	1/2" Hose ID x 1/2" NPTF, Solid	Female Insert, Brass, Pkg Qty 50
BF66	3/4" Hose ID x 3/4" NPTF, Solid	Female Insert, Brass, Pkg Qty 20
BF800	Brass Ferrule, .800" Ferrule ID	Length .844", End Hole .688"
BF825	Brass Ferrule, .825" Ferrule ID	Length .844", End Hole .688"
BF825AMZN	ONE BAG OF 25 OF BF825 FOR AMAZON	
BF850	Brass Ferrule, .850" Ferrule ID	Length .568", End Hole .688"
BF850AMZN	ONE BAG OF 25 OF BF850 FOR AMAZON	
BF88	1" Hose ID x 1" NPTF, Solid	Female Insert, Brass, Pkg Qty 10
BFC1200	3/4" Brass Flow Control Valve	Series-F
BFC1600	1" Flow Control Valve Brass	Series-F
BFC200	1/8" Brass Flow Control Valve	Series-F
BFC400	1/4" Brass Flow Control Valve	Series-F
BFC600	3/8" Brass Flow Control Valve	Series-F
BFC800	1/2" Brass Flow Control Valve	Series-F
BFL380	Brass Ferrule, .380" Ferrule ID	Length 1/2", End Hole 17/64"
BFL400	Brass Ferrule, .400" Ferrule ID	Length 15/32", End Hole 17/64"
BFL410	Brass Ferrule, .410" Ferrule ID	Length 1/2", End Hole 17/64"
BFL450	Brass Ferrule, .450" Ferrule ID	Length 9/16", End Hole 11/32"
BFL450AMZN	ONE BAG OF 50 OF BFL450 FOR AMAZON	
BFL500	Brass Ferrule, .500" Ferrule ID	Length 1/2", End Hole 11/32"
BFL525	Brass Ferrule, .525" Ferrule ID	Length 1/2", End Hole 11/32"
BFL548	Brass Ferrule, .548" Ferrule ID	Length 31/64", End Hole 3/8"
BFL548AMZN	ONE BAG OF 50 OF BFL548 FOR AMAZON	

BFL564	Brass Ferrule, .564" Ferrule ID	Length 3/4", End Hole 3/8"
BFL575	Brass Ferrule, .575" Ferrule ID	Length 31/64", End Hole 15/32"
BFL600	Brass Ferrule, .600" Ferrule ID	Length 1/2", End Hole 1/2"
BFL625	Brass Ferrule, .625" Ferrule ID	Length 1/2", End Hole 1/2"
BFL650	Brass Ferrule, .650" Ferrule ID	Length 1/2", End Hole 1/2"
BFL650AMZN	ONE BAG OF 50 OF BFL650 FOR AMAZON	
BFL675	Brass Ferrule, .675" Ferrule ID	Length 33/64", End Hole 1/2"
BFL725	Brass Ferrule, .725" Ferrule ID	Length 17/32", End Hole 1/2"
BFL750	Brass Ferrule, .750" Ferrule ID	Length 17/32", End Hole 1/2"
BFL775	Brass Ferrule, .775" Ferrule ID	Length 17/32", End Hole 1/2"
BFM478	Brass Ferrule, .478" Ferrule ID	Length 11/16", End Hole 21/64"
BFM478AMZN	ONE BAG OF 50 OF BFM478 FOR AMAZON	
BFM500	Brass Ferrule, .500" Ferrule ID,	Length 1", End Hole 11/32"
BFM525	Brass Ferrule, .525" Ferrule ID	Length 1", End Hole 3/8"
BFM525AMZN	ONE BAG OF 50 OF BFM525 FOR AMAZON	
BFM531	Brass Ferrule, .531" Ferrule ID	Length 1", End Hole 7/16"
BFM562	Brass Ferrule, .562" Ferrule ID	Length 1", End Hole 7/16"
BFM562AMZN	ONE BAG OF 50 OF BFM562 FOR AMAZON	
BFM593	Brass Ferrule, .593" Ferrule ID	Length 1", End Hole 7/16"
BFM593AMZN	ONE BAG OF 50 OF BFM593 FOR AMAZON	
BFM625	Brass Ferrule, .625" Ferrule ID	Length 1", End Hole 7/16"
BFM625AMZN	ONE BAG OF 50 OF BFM625 FOR AMAZON	
BFM656	Brass Ferrule, .656" Ferrule ID	Length 1", End Hole 7/16"
BFM656AMZN	ONE BAG OF 50 OF BFM656 FOR AMAZON	
BFM687	Brass Ferrule, .687" Ferrule ID	Length 1", End Hole 1/2"
BFM687AMZN	ONE BAG OF 50 OF BFM687 FOR AMAZON	
BFM718	Brass Ferrule, .718" Ferrule ID	Length 1", End Hole 5/8"
BFM718AMZN	ONE BAG OF 50 OF BFM718 FOR AMAZON	
BFM718B	Brass Ferrule, .718" Ferrule ID	Length 1", End Hole 1/2"
BFM718BAMZN	ONE BAG OF 50 OF BFM718B FOR AMAZON	
BFM750	Brass Ferrule, .750" Ferrule ID	Length 1", End Hole 5/8"
BFM750AMZN	ONE BAG OF 50 OF BFM750 FOR AMAZON	
BFM750B	Brass Ferrule, .750" Ferrule ID	Length 1", End Hole 1/2"
BFM750BAMZN	ONE BAG OF 50 OF BFM750B FOR AMAZON	
BFM781	Brass Ferrule, .781" Ferrule ID	Length 1", End Hole 5/8"
BFM781AMZN	ONE BAG OF 50 OF BFM781 FOR AMAZON	
BFM781B	Brass Ferrule, .781" Ferrule ID	Length 1", End Hole 1/2"
BFM781BAMZN	ONE BAG OF 50 OF BFM781B FOR AMAZON	
BFM812	Brass Ferrule, .812" ID, Length 1"	End Hole 5/8" (Bag Qty 25 to 50)
BFM812AMZN	ONE BAG OF 50 OF BFM812 FOR AMAZON	
BFMW1050	Brass Ferrule, 1.050" Ferrule ID	Length .625", End Hole .750"
BFMW1100	Brass Ferrule, 1.100" Ferrule ID	Length .843", End Hole .812"
BFMW1100AMZN	ONE BAG OF 25 OF BFMW1100 FOR AMAZON	
BFMW1150	Brass Ferrule, 1.150" Ferrule ID	Length .844", End Hole .880"
BFMW1150AMZN	ONE BAG OF 25 OF BFMW1150 FOR AMAZON	
BFMW1225	Brass Ferrule, 1.225" Ferrule ID	Length .875", End Hole .875"
BFMW1225AMZN	ONE BAG OF 25 OF BFMW1225 FOR AMAZON	
BFMW1275	Brass Ferrule, 1.275" Ferrule ID	Length .875", End Hole 1.000"
BFMW1400	Brass Ferrule, 1.400" Ferrule ID	Length .687", End Hole 1.120"
BFMW1500	Brass Ferrule, 1.500" Ferrule ID	Length .875", End Hole 1.120"
BFMW1500AMZN	ONE BAG OF 25 FOR BFMW1500 FOR AMAZON	
BFN100	1" NPSH, Brass, Industrial Fog	Nozzle, 30°, 60°, 90° Pattern
BFN100NST	1" NST, Brass Industrial Fog	Nozzle, 30°, 60°, 90° Pattern
BFN150	1-1/2" NPSH, Brass Industrial Fog	Nozzle, 30°, 60°, 90° Pattern
BFN150NST	1-1/2" NST, Brass Industrial Fog	Nozzle, 30°, 60°, 90° Pattern
BFN150NST-C	1 1/2" NST FOG NOZZLE	IN POLISHED AND CHROMED BRASS
BFN150NYFD	1-1/2" NYFD BRASS FOG NOZZLE	
BFN200	BRASS FIRE NOZZLE 2 NPSH	
BFN250BA	2-1/2" BA (3.00 X 8) BRASS FOG	NOZZLE - SPECIAL CANADA THRD
BFN250NST	BRASS FIRE NOZZLE 2 1/2 NST	
BFN250NYFD	2-1/2" NYFD BRASS FOG NOZZLE	
BFN250WCT	2-1/2" WCT BRASS FOG NOZZLE	
BFN75	3/4" NPSH, Brass Industrial Fog	Nozzle, 30°, 60°, 90° Pattern
BFN75GHT	3/4" GHT, Brass Industrial Fog	Nozzle, 30°, 60°, 90° Pattern
BFNE150	BRASS FIRE NOZZLE ELEC 1 1/2 NPSH	
BFNE150NST	1-1/2" NST Brass Electrical All-Fog	Nozzle
BFNE150NYFD	1-1/2" NYFD Brass Elec Fire Nozzle	
BFO448	Brass Oxy-Acetylene Ferrule	.448" x 0.890", Length 15/32"
BFO474	Brass Oxy-Acetylene Ferrule	.474" x 0.943", Length 15/32"
BFO535	Brass Oxy-Acetylene Ferrule	.535" x 1.071", Length 3/4"
BFO593	Brass Oxy-Acetylene Ferrule	.593" x 1.109", Length 3/4"
BFO700	Brass Oxy-Acetylene Ferrule	.700" x 1.325", Length 3/4"
BFP200	2" Female NPT Brass Backflow	Preventer
BFS23	1/4" Hose ID x 3/8" Fem NPSM Swiv	x Hose Barb, Brass, Ball Seat Type
BFS32	3/8" Hose ID x 1/4" Fem NPSM Swiv	x Hose Barb, Brass, Ball Seat Type
BFS33	3/8" Hose ID x 3/8" Fem NPSM Swiv	x Hose Barb, Brass, Ball Seat Type
BFS44	1/2" Hose ID x 1/2" Fem NPSM Swiv	x Hose Barb, Brass, Ball Seat Type
BFS66	3/4" Hose ID x 3/4" Fem NPSM Swiv	x Hose Barb, Brass, Ball Seat Type
BFSC150	1 1/2" BRASS FLAT SEAL CLAMP	
BFSC250	2-1/2" Brass Flat Seal Clamp	
BFSCN250C	2 1/2" MNPSH CENTER MOUNTING BRASS	FLUSHING STREET CLEANING NOZZLE
BFSCN250L	2-1/2" MNPSH Brass, Left Mount	Flushing Street Cleaning Nozzle
BFSCN250R	2-1/2" MNPSH Brass, Right Mount,	Flushing Street Cleaning Nozzle
BFSPS150	1 1/2" BRASS FLAT SEAL FEMALE SHANK	
BFSPS250	2 1/2" BRASS FLAT SEAL FEMALE SHANK	
BFSMS150	1 1/2" BRASS FLAT SEAL MALE SHANK	.
BFSMS150F	1 1/2" BRASS FLATSEAL MALE SHNK NST	REV.D
BFSMS250	2-1/2" Brass Flat Seal Male Shank	REV.B
BFSMS250F	2-1/2" Brass Flatseal Male Shank NST	
BFVL300	3" Lug Style Butterfly Valve w/Buna	Liner
BFVL400	4" Lug Style Butterfly Valve w/Buna	Liner
BFVL600	6" Lug Style Butterfly Valve w/Buna	Liner
BFVW8008LU	WAFER STYLE 8" BUTTERFLY VALVE BLUE	SPECIAL BLUE BUTTERFLY VALVE
BFW1025	Brass Ferrule, 1.025" Ferrule ID	Length .844", End Hole .693"
BFW1025AMZN	ONE BAG OF 25 OF BFW1025 FOR AMAZON	
BFW1175	Brass Ferrule, 1.175" Ferrule ID	
BFW1175AMZN	ONE BAG OF 25 OF BFW1175 FOR AMAZON	Length .844", End Hole .875"

BFW875	Brass Ferrule, .875" Ferrule ID	Length .844", End Hole .688"
BFW875AMZN	ONE BAG OF 25 OF BFW875 FOR AMAZON	
BFW900	Brass Ferrule, .900" Ferrule ID	Length .844", End Hole .688"
BFW900AMZN	ONE BAG OF 25 OF BFW900 FOR AMAZON	
BFW925	Brass Ferrule, .925" Ferrule ID	Length .840", End Hole .690"
BFW975	Brass Ferrule, .975" Ferrule ID	Length .844", End Hole .688"
BFW975AMZN	ONE BAG OF 25 OF BFW975 FOR AMAZON	
BGB11	1" Brass Boss Ground Joint Stem	
BGB13	1" Brass Boss Ground Joint Female	Spud
BGB16	1-1/4" Brass Boss Ground Joint Stem	
BGB18	1-1/4" Brass Boss Ground Joint	Female Spud
BGB21	1-1/2" Brass Boss Ground Joint Stem	
BGB23	1-1/2" Brass Boss Ground Joint	Female Spud
BGB26	2" Brass Boss Ground Joint Stem	
BGB28	2" Brass Boss Ground Joint Female	Spud
BGB6	3/4" Brass Boss Ground Joint Stem	
BGB8	3/4" Brass Boss Ground Joint Female	Spud
BGE10	10" Brass Blow Gun Extension	
BGE12	12" Brass Blow Gun Extension	
BGE18	18" Brass Blow Gun Extension	
BGE24	24" Brass Blow Gun Extension	
BGE6	6" Brass Blow Gun Extension	
BGF26	3/4" Brass Boss Female Coupling w/	Brass Seat
BGF36	1" Brass Boss Female Coupling w/	Brass Seat
BGF51	1-1/4" Brass Boss Female Coupling	w/Brass Seat
BGF61	1-1/2" Brass Boss Female Coupling	w/Brass Seat
BGF81	2" Brass Boss Female Coupling w/	Brass Seat
BGS1	3" BRASS RR TANK CAR ELBOW X MNPT	
BGV100	1" FNPT Brass Gate Valve	
BGV125	1-1/4" FNPT Brass Gate Valve	
BGV150	1-1/2" FNPT Brass Gate Valve	
BGV200	2" FNPT Brass Gate Valve	
BGV25	1/4" FNPT Brass Gate Valve	
BGV250	2-1/2" FNPT Brass Gate Valve	
BGV300	3" FNPT Brass Gate Valve	
BGV38	3/8" FNPT Brass Gate Valve	
BGV400	4" FNPT Brass Gate Valve	
BGV50	1/2" FNPT Brass Gate Valve	
BGV75	3/4" FNPT Brass Gate Valve	
BH075	3/4" Brass Cap w/ Coupler	OBSOLETE AFTER STOCK IS GONE
BH075EZ	3/4 BRASS EZ CPLR	
BH100	1" Brass Bosslock Dust Cap	
BH100EZ	1" Brass EZ Bosslock Dust Cap	
BH125	1-1/4" Brass Bosslock Dust Cap	
BH150	1-1/2" Brass Bosslock Dust Cap	
BH150EZ	1-1/2" Brass EZ Bosslock Dust Cap	
BH200	2" Brass Bosslock Dust Cap	
BH200EZ	2" Brass EZ Bosslock Dust Cap	
BH250	2-1/2" Brass Bosslock Dust Cap	
BH300	3" Brass Bosslock Dust Cap	
BH300EZ	3" Brass EZ Bosslock Dust Cap	
BH400	4" Brass Bosslock Dust Cap	
BH400EZ	4" BRASS EZ DUST CAP	
BH600	6" Brass Bosslock Dust Cap	
BIA250B	2.5" M BRIT INST X 2.5" FBSPP	MALE THREADED ADAPTER
BIA250F	2.5" Male BI x 2.5" FNST	Male Threaded Adapter
BIA250S	2.5" Male BI x 2.5" Male FPSH	Threaded Brass Adapter
BIA250T	2.5" M BI X 2.5" FNPT	MALE THREAD ADAPTER-BRASS
BIB250B	2.5" F BRIT INST X 2.5" MBSPP	
BIB250F	2-1/2" F BRIT INSTAN X 2-1/2" MNST	
BIB250S	2.5" Female BI x 2.5" Male NPSH	Brass Adapter
BIB250T	2-1/2" F BRIT INSTAN X 2-1/2" MNPT	
BIC150	2.5" Fem BI x 1.5" Hose Shank	BI COUPLINGS-BRASS
BIC250	2.5" Female BI x 2.5" Hose Shank	Brass
BID250B	2.5" F BRIT INST X 2.5" FBSPP	
BID250F	2-1/2" F BRIT INSTAN X 2-1/2" FNST	
BID250S	2.5" Female BI x 2.5" Female NPSH	Brass
BID250T	2.5" F BRIT INSTAN X 2.5" FNPT	
BIDC250	2-1/2" BRITISH INSTANTANEOUS CAP	
BIDP250	2-1/2" BRITISH INSTANTANEOUS PLUG	
BIE150	2.5" Male BI x 1.5" Hose Shank	BI COUPLING-BRASS
BIE250	2.5 Male BI x 2.5 Brass Hose Shank	
BIEA150F-95	1-1/2" NH IN-LINE EDUCTOR ASSEMBLY	BRASS CHR TRIM
BIF250B	2.5" M BRIT INST X 2.5" MBSPP	
BIF250F	2-1/2" M BRIT INSTAN X 2-1/2" MNST	
BIF250S	2.5" Male BI x 2.5" Male NPSH Brass	
BIF250T	2.5" M BRIT INSTAN X 2.5" MNPT	
BIT-KIT	Plastic Spray Gun Kit for 1/4" Hose	w/Gun, Lance, Hose & Nozzle
BLS15	1-1/4" Brass Male NPSM Long Shank	
BLS150NST	1-1/2" Female, Brass Long Shank	w/Swivel Nut, NST
BLS17	1 1/4 BRASS DIXON FEM SHANKS ONLY	
BLS20	1-1/2" Brass Male NPSM Long Shank	
BLS20NST	1-1/2" Brass Male NST Long Shank	
BLS21NST	1 1/2 BRASS HEX NUT W/NST THREADS	
BLS22	1 1/2 BRASS DIXON FEM SHANKS ONLY	
BLS25	2" Brass Male NPSM Long Shank	
BLS250NST	2-1/2" Female, Brass Long Shank	w/Swivel Nut, NST
BLS30NST	2-1/2" Brass Male NST Long Shank	
BLS33	1-1/4" Female, Brass Long Shank	w/Swivel Nut, NPSM
BLS4	1/2 BRASS DIXON NUT	
BLS404	1/2" x 1/2 Complete Set, NPSM	Brass, Long Shank
BLS406	1/2" x 3/4" Complete Set, NPSM	Brass, Long Shank
BLS407	1/2" x 3/4" Complete Set, GHT	Brass, Long Shank
BLS414	1/2" Brass Male NPSM Long Shank	
BLS416	1/2" x 3/4" Brass Male NPSM Long	Shank
BLS417	1/2" x 3/4" Brass Male GHT Long	Shank
BLS43	1-1/2" Female, Brass Long Shank	w/Brass Nut, NPSM

BLS444	1/2" x 1/2" Fem, Brass Long Shank	w/Swivel Nut, NPSM
BLS446	1/2" x 3/4" Fem, Brass Long Shank	w/Swivel Nut, NPSM
BLS447	1/2" x 3/4" Fem, Brass Long Shank	w/Swivel Nut, GHT
BLS48	1-1/4" Complete Set, NPSM	Brass, Long Shank
BLS506	5/8" x 3/4" Complete Set, NPSM	Brass, Long Shank
BLS507	5/8" x 3/4" Complete Set, NPSM	Brass, Long Shank
BLS516	5/8" x 3/4" Brass Male NPSM Long	Shank
BLS517	5/8" x 3/4" Brass Male GHT Long	Shank
BLS53	2" Female, Brass Long Shank	w/Swivel Nut, NPSM
BLS546	5/8" x 3/4" Fem, Brass Long Shank	w/Swivel Nut, NPSM
BLS547	5/8" x 3/4" Fem, Brass Long Shank	w/Swivel Nut, GHT
BLS606	3/4" x 3/4" Complete Set, NPSM	Brass, Long Shank
BLS607	3/4" x 3/4" Complete Set, GHT	Brass, Long Shank
BLS616	3/4" Brass Male NPSM Long Shank	
BLS617	3/4" Brass Male GHT Long Shank	
BLS63	1-1/2" Complete Set, NPSM	Brass, Long Shank
BLS63NST	1-1/2" Complete Set, NST	Brass, Long Shank
BLS646	3/4" x 3/4" Fem, Brass Long Shank	w/Swivel Nut, NPSM
BLS647	3/4" Fem, Brass Long Shank	w/Swivel Nut, GHT
BLS78	2" Complete Set NPSH Brass	Long Shank
BLS808	1" x 1" Complete Set, NPSM	Brass, Long Shank
BLS818	1" Brass Male NPSM Long Shank	
BLS848	1" Female, Brass Long Shank	w/Swivel Nut, NPSM
BLS93NST	2-1/2" Complete Set, NST	Brass, Long Shank
BM100	BRASS CAM ARM	
BM15	3/16" Hose ID Brass Hose Splicer	Optional Pkg Qty 100
BM2	1/4" Hose ID Brass Hose Splicer	Optional Pkg Qty 100
BM200	2" Cam Arm	
BM25	5/16" Hose ID Brass Hose Splicer	Optional Pkg Qty 100
BM3	3/8" Hose ID Brass Hose Splicer	Optional Pkg Qty 100
BM300	Cam Arm for 4" Cam and Groove	
BM4	1/2" Hose ID Brass Hose Splicer	Optional Pkg Qty 50
BM5	5/8" Hose ID Brass Hose Splicer	Optional Pkg Qty 50
BM6	3/4" Hose ID Brass Hose Splicer	Optional Pkg Qty 50
BM600	6" Cam Lever Arms	
BM8	1" Hose ID Brass Hose Splicer	Optional Pkg Qty 10
BMA974	1/2" Brass Fem GHT x 1/2" Male NPTF	Non-Swivel
BMA976	3/4" Brass Fem GHT x 3/4" Male NPTF	Non-Swivel
BMA974	1/2" MNPT x 3/4" Fem GHT Swivel	for Washdown Spray Gun, Brass
BMR600	BRASS CAM ARM W/ RING	
BMS11	1" Brass Boss Male Stem	
BMS16	1-1/4" Brass Boss Male Stem	
BMS21	1-1/2" Brass Boss Male Stem	
BMS21A	1 1/2 BRASS BOSS MALE W/BSP THREADS	
BMS26	2" Brass Boss Male Stem	
BMS36	3" Brass Boss Male Stem	
BMS6	3/4" Brass Boss Male Stem	
BMSC100	BRASS CAM ARM W/ 100PRSCSS	
BMSC200	BRASS CAM ARM W/ 200PRSCSS	
BMSC300	BRASS CAM ARM W/ 300PRSCSS	
BMT1100-250F-C	2-1/2" NH Straight Stream Monitor	Tip - Polished Chrome Brass
BMT1100-250F-P	2-1/2" NH STRAIGHT STREAM MONITOR	TIP - POL BRASS
BMV100	1" Brass Ball Valve, Std Port	Female NPT x Male NPT
BMV50	1/2" Brass Ball Valve, Full Port	Female NPT x Male NPT
BMV75	3/4" Brass Ball Valve, Std Port	Female NPT x Male NPT
BN10	1 NPSH X 8" LONG BR NOZZLE	
BN10F	BRASS PLAIN HOSE NOZZLE NST THREADS	
BN11	1/8" Hose ID x 1/8" NPTF, Brass	Male Insert, Optional Qty 100pcs
BN12	1 1/4 NPSH X 10" LONG BRASS NOZZLE	
BN1200	3/4" Brass Needle Valve, Series-N	
BN122	1/8" Hose ID x 1/4" NPTF, Brass	Male Insert, Optional Qty 100pcs
BN15	1 1/2 NPSH X 10" LONG BR NOZZLE	
BN151	3/16" Hose ID x 1/8" NPTF, Brass	Male Insert, Optional Qty 100pcs
BN152	3/16" Hose ID x 1/4" NPTF, Brass	Male Insert, Optional Qty 100pcs
BN15-C	1-1/2" NPSH X 10" LONG BRASS	NOZZLE - POL/CHROME FINISH
BN15F	1 1/2 NST X 10 LG BR NOZZLE	
BN15NYFD	1-1/2" NYFD X 10" LG BR NOZZLE	
BN1600	1" Brass Needle Valve, Series-N	
BN20	2 NPSH X 12" LONG BR NOZZLE	
BN200	1/8" Brass Needle Valve, Series-N	
BN21	1/4" Hose ID x 1/8" NPTF, Brass	Male Insert, Optional Qty 100pcs
BN21RU50	1/4" Hose ID x 1/2" OD x 1/8" NPTF	Brass Reusable Male Fitting
BN22	1/4" Hose ID x 1/4" NPTF, Brass	Male Insert, Optional Qty 100pcs
BN22RU50	1/4" Hose ID x 1/2" OD x 1/4" NPTF	Brass Reusable Male Fitting
BN22RU56	1/4" Hose ID x 9/16" OD x 1/4" NPTF	Brass Reusable Male Fitting
BN22RU62	1/4" Hose ID x 5/8" OD x 1/4" NPTF	Brass Reusable Male Fitting
BN23	1/4" Hose ID x 3/8" NPTF, Brass	Male Insert, Optional Qty 100pcs
BN25	2 1/2 NPSH X 12" LONG BR NOZZLE	
BN251	5/16" Hose ID x 1/8" NPTF, Brass	Male Insert, Optional Qty 100pcs
BN252	5/16" Hose ID x 1/4" NPTF, Brass	Male Insert, Optional Qty 100pcs
BN253	5/16" Hose ID x 3/8" NPTF, Brass	Male Insert, Optional Qty 50pcs
BN253.09X6	2 1/2" (3.09X6) X 12" LONG	BRASS NOZZLE-SPEC ORDER
BN25BA	2-1/2" BA (3.00 X 8) X 12"	LONG BRASS NOZZLE
BN25CSA	2-1/2" CSA THREAD X 12" X 1" S/F	BRASS NOZZLE
BN25F	2 1/2" NST X 12" LG BR NOZZLE	
BN25NYFD	2-1/2" NYFD X 12 X 1" ORIFICE S/F	PLAIN NOZZLE
BN25QST	2-1/2" QST THREAD X 12" X 1" S/F	BRASS NOZZLE
BN25WCT	2-1/2" WCT (3.25 X 6) X 12" LONG	BRASS NOZZLE
BN31	3/8" Hose ID x 1/8" NPTF, Brass	Male Insert, Optional Qty 100pcs
BN32	3/8" Hose ID x 1/4" NPTF, Brass	Male Insert, Optional Qty 100pcs
BN32-10	BN32 IN BAGS OF 10 FOR AMAZON	
BN32-100	BN32 IN BAGS OF 100 FOR AMAZON	
BN32RU62	3/8" Hose ID x 5/8" OD x 1/4" NPTF	Brass Reusable Male Fitting
BN32RU68	3/8" Hose ID x 11/16" OD x 1/4"	NPTF, Brass Reusable Male Fitting
BN32RU75	3/8" Hose ID x 3/4" OD x 1/4" NPTF	Brass Reusable Male Fitting
BN33	3/8" Hose ID x 3/8" NPTF, Brass	Male Insert, Optional Qty 50pcs
BN33-5	BN33 IN BAGS OF 5 FOR AMAZON	3/8" HOSE X 3/8" MNPTF BR INSERT

BN34	3/8" Hose ID x 1/2" NPTF, Brass	Male Insert, Optional Qty 25pcs
BN400	1/4" Brass Needle Valve, Series-N	
BN42	1/2" Hose ID x 1/4" NPTF, Brass	Male Insert, Optional Qty 50pcs
BN43	1/2" Hose ID x 3/8" NPTF, Brass	Male Insert, Optional Qty 50pcs
BN43RU87	1/2" Hose ID x 7/8" OD x 3/8" NPTF	Brass Reusable Male Fitting
BN44	1/2" Hose ID x 1/2" NPTF, Brass	Male Insert, Optional Qty 50pcs
BN44RU87	1/2" Hose ID x 7/8" OD x 1/2" NPTF	Brass Reusable Male Fitting
BN46	1/2" Hose ID x 3/4" NPTF, Brass	Male Insert, Optional Qty 25pcs
BN53	5/8" Hose ID x 3/8" NPTF, Brass	Male Insert, Optional Qty 50pcs
BN54	5/8" Hose ID x 1/2" NPTF, Brass	Male Insert, Optional Qty 25pcs
BN56	5/8" Hose ID x 3/4" NPTF, Brass	Male Insert, Optional Qty 50pcs
BN6	3/4" GHT Brass Plain Hose Nozzle	6" Length
BN600	3/8" Brass Needle Valve, Series-N	
BN64	3/4" Hose ID x 1/2" NPTF, Brass	Male Insert, Optional Qty 50pcs
BN66	3/4" Hose ID x 3/4" NPTF, Brass	Male Insert, Optional Qty 20pcs
BN7	3/4 NPSH X 6" LONG BR NOZZLE	
BN800	1/2" Brass Needle Valve, Series-N	
BN86	1" Hose ID x 3/4" NPTF, Brass	Male Insert, Optional Qty 25pcs
BN88	1" Hose ID x 1" NPTF, Brass	Male Insert, Optional Qty 10pcs
BNH100	1" Brass Nozzle Holder w/Screws	Sand Blast Fitting
BNH125	1-1/4" Brass Nozzle Holder w/Screws	Sand Blast Fitting
BNH150	1-1/2" Brass Nozzle Holder w/Screws	Sand Blast Fitting
BNH75	3/4" Brass Nozzle Holder w/Screws	Sand Blast Fitting
BNS44	1/2" NPT Swivel x 1/2" Hose Shank	Washdown Spray Gun, Brass
BNS64	1/2" NPT Swivel x 3/4" Hose Shank	Washdown Spray Gun, Brass
BNT100F	1" NST Brass Nozzle Tip, Satin	Finish, Straight Stream Only
BNT100F-C	1" NH SHUT OFF NOZZLE TIP	CHROMED BRASS
BNT150F	1-1/2" NST Brass Nozzle Tip, Satin	Finish, Straight Stream Only
BNT150F-C	1-1/2" NH NOZZLE TIP	CHROMED BRASS
BNT150S	1-1/2" NPSH NOZZLE TIP BRASS	
BPF200	1/8" Brass Flow Control Valve	Series-PF
BPF22	1/4" Hose ID, 1/4" Female NPTF x	Push-on Hose Barb, Brass, Dryseal
BPF32	3/8" Hose ID, 1/4" Female NPTF x	Push-on Hose Barb, Brass, Dryseal
BPF33	3/8" Hose ID, 3/8" Female NPTF x	Push-on Hose Barb, Brass, Dryseal
BPF400	1/4" Brass Flow Control Valve	Series-PF
BPF44	1/2" Hose ID, 1/2" Female NPTF x	Push-on Hose Barb, Brass, Dryseal
BPF600	3/8" Brass Flow Control Valve	Series-PF
BPF800	1/2" Brass Flow Control Valve	Series-PF
BPFS22	1/4" Hose ID, 1/4" Fem NPSM Swiv x	Push-on Hose Barb, Brass, Ball Seat
BPFS32	3/8" Hose ID, 1/4" Fem NPSM Swiv x	Push-on Hose Barb, Brass, Ball Seat
BPM2	1/4" Hose ID Brass Push-On Hose	Mender
BPM3	3/8" Hose ID Brass Push-On Hose	Mender
BPM4	1/2" Hose ID Brass Push-On Hose	Mender
BPM6	3/4" Hose ID Brass Push-On Hose	Mender
BPN21	1/4" Hose ID, 1/8" Male NPTF x	Push-on Hose Barb, Brass, Dryseal
BPN22	1/4" Hose ID, 1/4" Male NPTF x	Push-on Hose Barb, Brass, Dryseal
BPN23	1/4" Hose ID, 3/8" Male NPTF x	Push-on Hose Barb, Brass, Dryseal
BPN252	5/16" Hose ID, 1/4" Male NPTF x	Push-on Hose Barb, Brass, Dryseal
BPN31	3/8" Hose ID, 1/8" Male NPTF x	Push-on Hose Barb, Brass, Dryseal
BPN32	3/8" Hose ID, 1/4" Male NPTF x	Push-on Hose Barb, Brass, Dryseal
BPN33	3/8" Hose ID, 3/8" Male NPTF x	Push-on Hose Barb, Brass, Dryseal
BPN34	3/8" Hose ID, 1/2" Male NPTF x	Push-on Hose Barb, Brass, Dryseal
BPN42	1/2" Hose ID, 1/4" Male NPTF x	Push-on Hose Barb, Brass, Dryseal
BPN43	1/2" Hose ID, 3/8" Male NPTF x	Push-on Hose Barb, Brass, Dryseal
BPN44	1/2" Hose ID, 1/2" Male NPTF x	Push-on Hose Barb, Brass, Dryseal
BPN54	5/8" Hose ID, 1/2" Male NPTF x	Push-on Hose Barb, Brass, Dryseal
BPN64	3/4" Hose ID, 1/2" Male NPTF x	Push-on Hose Barb, Brass, Dryseal
BPN66	3/4" Hose ID, 3/4" Male NPTF x	Push-on Hose Barb, Brass, Dryseal
BPN88	1" Hose ID, 1" Male NPTF x	Push-on Hose Barb, Brass, Dryseal
BR1050B	1" FNPT x 1/2" FNPT 125# Brass	Threaded Bell Reducer, B-RC0503
BR1075B	1" FNPT x 3/4" FNPT 125# Brass	Threaded Bell Reducer
BR1210B	1-1/4" FNPT x 1" FNPT 125# Brass	Threaded Bell Reducer
BR1510B	1-1/2" FNPT x 1" FNPT 125# Brass	Threaded Bell Reducer
BR1575B	1-1/2" FNPT x 3/4" FNPT 125# Brass	Threaded Bell Reducer
BR2010B	2" FNPT x 1" FNPT 125# Brass	Threaded Bell Reducer
BR2015B	2" FNPT x 1-1/2" FNPT 125# Brass	Threaded Bell Reducer
BR3020B	3" FNPT x 2" FNPT 125# Brass	Threaded Bell Reducer
BR4030B	4" FNPT x 3" FNPT 125# Brass	Threaded Bell Reducer
BR5038B	1/2" FNPT x 3/8" FNPT 125# Brass	Threaded Bell Reducer
BR7550B	3/4" FNPT x 1/2" FNPT 125# Brass	Threaded Bell Reducer
BRN150	BRASS RACK NOZZLE 1-1/2" NPSH	
BRN150NST	BRASS RACK NOZZLE 1 1/2 NST	
BRN150NST-C	BRASS RACK NOZZLE	1-1/2" NST - CHROMED
BRN150NST-I	1-1/2" NST BRASS RACK NOZZLE	UL/FM, SATIN FINISH
BRN150S-I	1-1/2" NPSH GLOBAL BRASS RACK	NOZZLE, UL/FM, SATIN FINISH
BS201	1-1/2" Brass Male NST Short Shank	
BS22N	1 1/2" Brass Female w/Brass Nut,	NST
BS301	2-1/2" Brass Male NST Short Shank	
BS32N	2-1/2" Brass Female w/Brass Nut	NST
BS400	4" NPT CST BRASS FEMALE TANK	STRAINER
BS500	5" NPT CAST BRASS FEMALE TANK	STRAINER
BS600	6" NPT CST BRASS FEMALE TANK	STRAINER
BS63N	1-1/2" Brass Complete Coupling	w/Brass Nut, NST
BS800	8" NPT CST BRASS FEMALE TANK	STRAINER
BS848	1" Hose ID x 1" NPSM Thread	Brass Fem Short Shank w/Swivel Nut
BS93N	2-1/2" Brass Complete Coupling	w/Brass Nut, NST
BSB100	1" Brass Sand Blast Coupling w/	Screws
BSB125	1-1/4" Brass Sand Blast Coupling	w/Screws
BSB150	1-1/2" Brass Sand Blast Coupling	w/Screws
BSB75	3/4" Brass Sand Blast Coupling w/	Screws
BSC125	1-1/4" Brass Threaded Coupling	Sand Blast Fitting
BSC150	1-1/2" Brass Threaded Coupling	Sand Blast Fitting
BSM22	1/4" Brass NPSM Ball Seat x	1/4" NPTF Male Pipe
BSM33	3/8" Brass NPSM Ball Seat x	3/8" NPTF Male Pipe
BSM44	1/2" Brass NPSM Ball Seat x	1/2" NPTF Male Pipe
BSM66	3/4" Brass NPSM Ball Seat x	3/4" NPTF Male Pipe, 172-1212
BSO150-H	1-1/2" Cast Brass Replacement	Zytel Handle for BSO150NST Nozzle

BSO150NST	1 1/2" NST BALL SHUT OFF BRASS	
BSO150NST-C	1-1/2" NH BALL SHUTOFF	
BST1	1/2" Brass MNPT King Combo Nipple	CHROMED BRASS
BST10	1" Brass MNPT King Combo Nipple	w/Knurled Wrench Grip
BST15	1-1/4" Brass MNPT King Combo Nipple	w/Knurled Wrench Grip
BST20	1-1/2" Brass MNPT King Combo Nipple	w/out Knurl
BST25	2" Brass MNPT King Combo Nipple	w/out Knurl
BST2520	2" x 1-1/2" Brass King Combination	Nipple
BST30	2-1/2" Brass MNPT King Combo Nipple	w/out Knurl
BST35	3" Brass MNPT King Combo Nipple	w/out Knurl
BST40	4" Brass MNPT King Combo Nipple	w/out Knurl
BST5	3/4" Brass MNPT King Combo Nipple	w/Knurled Wrench Grip
BSTV40	4 BRASS KING NIPPLE GROOVED	
BTN75	3/4" GHT Brass Twist Nozzle	4" Length
BV2BV-02511-BBC	1/4" Brass 2pc Electric Actuated	FNPT Ball Valve, R&P, AL, SR, NC
BV2BV-02511-BCC	1/4" Brass 2pc Pneumatic Actuated	FNPT Ball Valve, R&P, AL, DA
BV2BV-03811-BBC	3/8" Brass 2pc Electric Actuated	FNPT Ball Valve, R&P, AL, SR, NC
BV2BV-03811-BCC	3/8" Brass 2pc Pneumatic Actuated	FNPT Ball Valve, R&P, AL, DA
BV2BV-05011-A	1/2" 2pc Brass Ind, FNPT	
BV2BV-05011-BBC	1/2" Brass 2pc Electric Actuated	FNPT Ball Valve, R&P, AL, SR, NC
BV2BV-05011-BCC	1/2" Brass 2pc Pneumatic Actuated	FNPT Ball Valve, R&P, AL, DA
BV2BV-05011-EA	1/2" Brass 2pc Actuated	FNPT Ball Valve, 115VAC, NEMA4
BV2BV-05011-EG	1/2" Brass 2pc Electric Actuated	FNPT Ball Valve, 24VDC, NEMA4
BV2BV-05011-EK	1/2" Brass 2pc Electric Actuated	FNPT Ball Valve w/Heat, 220VAC, N4
BV2BV-05011-ES	1/2" Brass 2pc Electric Actuated	FNPT, Ball Valve w/Heat, 24VAC, N4
BV2BV-05011-ET	1/2" Brass 2pc Electric Actuated	Actuated Ball Valve, 12VDC, N4
BV2BV-07511-A	3/4" 2pc Brass Ind., FNPT	
BV2BV-07511-BBC	3/4" Brass 2pc Electric Actuated	FNPT Ball Valve, R&P, AL, SR, NC
BV2BV-07511-BCC	3/4" Brass 2pc Pneumatic Actuated	FNPT Ball Valve, R&P, AL, DA
BV2BV-07511-EA	3/4" Brass 2pc Actuated	FNPT Ball Valve, 115VAC, NEMA4
BV2BV-07511-EG	3/4" Brass 2pc Electric Actuated	FNPT Ball Valve, 24VDC, NEMA4
BV2BV-07511-EK	3/4" Brass 2pc Electric Actuated	FNPT Ball Valve w/Heat, 220VAC, N4
BV2BV-07511-ES	3/4" Brass 2pc Electric Actuated	FNPT, Ball Valve w/Heat, 24VAC, N4
BV2BV-07511-ET	3/4" Brass 2pc Electric Actuated	FNPT Ball Valve w/Heat, 12VDC, N4
BV2BV-10011-A	1" 2pc Brass Ind., FNPT	
BV2BV-10011-BBC	1" Brass 2pc Electric Actuated	FNPT Ball Valve, R&P, AL, SR, NC
BV2BV-10011-BCC	1" Brass 2pc Pneumatic Actuated	FNPT Ball Valve, R&P, AL, DA
BV2BV-10011-EA	1" Brass 2pc Actuated	FNPT Ball Valve, 115VAC, NEMA4
BV2BV-10011-EG	1" Brass 2pc Electric Actuated	FNPT Ball Valve, 24VDC, NEMA4
BV2BV-10011-EK	1" Brass 2pc Electric Actuated FNPT	Ball Valve w/Heat, 220VAC, N4
BV2BV-10011-ES	1" Brass 2pc Electric Actuated FNPT	Ball Valve w/Heat, 24VAC, NEMA4
BV2BV-10011-ET	1" Brass 2pc Electric Actuated FNPT	Ball Valve w/Heat, 12VDC, NEMA4
BV2BV-12511-A	1 1/4" 2pc Brass Ind., FNPT	Manual Handle
BV2BV-12511-BBC	1-1/4" Brass 2pc Electric Actuated	FNPT Ball Valve, R&P, AL, SR, NC
BV2BV-12511-BCC	1-1/4" Brass 2pc Pneumatic Actuated	FNPT Ball Valve, R&P, AL, DA
BV2BV-12511-EA	1-1/4" Brass 2pc Actuated	FNPT Ball Valve, 115VAC, NEMA4
BV2BV-12511-EG	1-1/4" Brass 2pc Electric Actuated	FNPT Ball Valve, 24VDC, NEMA4
BV2BV-12511-EK	1-1/4" Brass 2pc Electric Actuated	FNPT, Ball Valve w/Heat, 220VAC, N4
BV2BV-12511-ES	1-1/4" Brass 2pc Electric Actuated	FNPT, Ball Valve w/Heat, 24VAC, N4
BV2BV-12511-ET	1-1/4" Brass 2pc Electric Actuated	FNPT Ball Valve w/Heat, 12VDC, N4
BV2BV-15011-A	1 1/2" 2pc Brass Ind., FNPT	
BV2BV-15011-BBC	1-1/2" Brass 2pc Electric Actuated	FNPT Ball Valve, R&P, AL, SR, NC
BV2BV-15011-BCC	1-1/2" Brass 2pc Pneumatic Actuated	FNPT Ball Valve, R&P, AL, DA
BV2BV-15011-EA	1-1/2" Brass 2pc Actuated	FNPT Ball Valve, 115VAC, NEMA4
BV2BV-15011-EG	1-1/2" Brass 2pc Electric Actuated	FNPT Ball Valve, 24VDC, NEMA4
BV2BV-15011-EK	1-1/2" Brass 2pc Electric Actuated	FNPT, Ball Valve w/Heat, 220VAC, N4
BV2BV-15011-ES	1-1/2" Brass 2pc Electric Actuated	FNPT, Ball Valve w/Heat, 24VAC, N4
BV2BV-15011-ET	1-1/2" Brass 2pc Electric Actuated	FNPT Ball Valve w/Heat, 12VDC, N4
BV2BV-20011-A	2" 2pc Brass Ind., FNPT	
BV2BV-20011-BBC	2" Brass 2pc Electric Actuated	FNPT Ball Valve, R&P, AL, SR, NC
BV2BV-20011-BCC	2" Brass 2pc Pneumatic Actuated	FNPT Ball Valve, R&P, AL, DA
BV2BV-20011-EA	2" Brass 2pc Actuated	FNPT Ball Valve, 115VAC, NEMA4
BV2BV-20011-EG	2" Brass 2pc Electric Actuated	FNPT Ball Valve, 24VDC, NEMA4
BV2BV-20011-EK	2" Brass 2pc Electric Actuated FNPT	Ball Valve w/Heat, 220VAC, NEMA4
BV2BV-20011-ES	2" Brass 2pc Electric Actuated FNPT	Ball Valve w/Heat, 24VAC, NEMA4
BV2BV-20011-ET	2" Brass 2pc Electric Actuated FNPT	Ball Valve w/Heat, 12VDC, NEMA4
BV2BV-25011-A	2.5" 2 pc Brass BV, FNPT Ends Manual	
BV2BV-25011-BBC	2-1/2" Brass 2pc Electric Actuated	FNPT Ball Valve, R&P, AL, SR, NC
BV2BV-25011-BCC	2-1/2" Brass 2pc Pneumatic Actuated	FNPT Ball Valve, R&P, AL, DA
BV2BV-30011-A	3" 2 pc Brass BV, FNPT Ends Manual	
BV2BV-30011-BBC	3" Brass 2pc Actuated	FNPT Ball Valve, R&P, AL, SR, NC
BV2BV-30011-BCC	3" Brass 2pc Pneumatic Actuated	FNPT Ball Valve, R&P, AL, DA
BV2BV-30011-EA	3" Brass 2pc Electric Actuated	FNPT Ball Valve, 115VAC, NEMA4
BV2BV-30011-EG	3" Brass 2pc Electric Actuated	FNPT Ball Valve, 24VDC, NEMA4
BV2BV-30011-EK	3" Brass 2pc Electric Actuated FNPT	Ball Valve w/Heat, 220VAC, NEMA4
BV2BV-30011-ES	3" Brass 2pc Electric Actuated FNPT	Ball Valve w/Heat, 24VAC, NEMA4
BV2BV-30011-ET	3" Brass 2pc Electric Actuated FNPT	Ball Valve w/Heat, 12VDC, NEMA4
BV2BV-40011-A	4" 2 pc Brass BV, FNPT Ends Manual	With no Handle
BV2BV-40011-BBC	4" Brass 2pc Electric Actuated	FNPT Ball Valve, R&P, AL, SR, NC
BV2BV-40011-BCC	4" Brass 2pc Pneumatic Actuated	FNPT Ball Valve, R&P, AL, DA
BV2F	1/4" Brass FNPT Button Valve	
BV2M	1/4" Brass MNPT Button Valve	
BV3BVL-0251BCC	1/4" Brass 3-Way Ind BV, L-Port,	FNPT, R&P, AL, SR
BV3BVL-0251BCC	.25" Brass 3-Way Ind BV, L-Port,	FNPT, R&P, AL, DA
BV3BVL-0251-EA	1/4" Brass 3-Way Ind BV, L-Port,	FNPT, 115VAC, N4
BV3BVL-0251-EG	.25" Brass 2pc 3-Way Std Override	Ball Valve, FNPT, L-Port, 24VDC, N4
BV3BVL-0251-EK	.25" Brass 2pc 3-Way Std Override	BV, L-Port, FNPT, 220VAC, N4
BV3BVL-0251-ES	.25" Brass 2pc 3-Way Std Override	BV, L-Port, FNPT, 24VAC, N4
BV3BVL-0251-ET	1/4" Brass 2pc 3-Way Std Override	BV, L-Port, FNPT, 12VDC, N4
BV3BVL-0381BCC	3/8" Brass 3-Way Ind BV, L-Port	FNPT, R&P, AL, SR
BV3BVL-0381BCC	3/8" Brass 3-Way Ind BV, L-Port,	FNPT, R&P, AL, DA
BV3BVL-0381-EA	3/8" Brass 3-Way Ind BV, L-Port,	FNPT, 115VAC, N4
BV3BVL-0381-EG	3/8" Brass 2pc 3-Way Std Override	Ball Valve, FNPT, L-Port, 24VDC, N4
BV3BVL-0381-EK	3/8" Brass 2pc 3-Way Std Override	BV, L-Port, FNPT, 220VAC, N4
BV3BVL-0381-ES	3/8" Brass 2pc 3-Way Std Override	BV, L-Port, FNPT, 24VAC, N4
BV3BVL-0381-ET	3/8" Brass 2pc 3-Way Std Override	BV, L-Port, FNPT, 12VDC, N4
BV3BVL-0501BCC	1/2" Brass 3-Way Ind BV, L-Port,	FNPT, R&P, AL, SR

BV3BVTR-1501BBC	1-1/2" Brass 3-Way Ind BV, T-Port,	FNPT, R&P, AL, SR
BV3BVTR-1501BCC	1-1/2" Brass 3-Way Ind BV, T-Port,	FNPT, R&P, AL, DA
BV3BVTR-1501-EA	1-1/2" Brass 3-Way Ind BV, T-Port,	FNPT, 115VAC, N4
BV3BVTR-1501-EG	1.5" Brass 2pc 3-Way BV, T-Port	FNPT, 24VDC, N4
BV3BVTR-1501-EK	1.5" Brass 2pc 3-Way BV, T-Port,	FNPT, 220VAC, N4
BV3BVTR-1501-ES	1.5" Brass 2pc 3-Way BV, T-Port,	FNPT, 24VAC, N4
BV3BVTR-1501-ET	1.5" Brass 2pc 3-Way BV, T-Port	FNPT, 12VDC, N4
BV3BVTR-2001BBC	2" Brass 3-Way Ind BV, T-Port,	FNPT, R&P, AL, SR
BV3BVTR-2001BCC	2" Brass 3-Way Ind BV, T-Port,	FNPT, R&P, AL, DA
BV3BVTR-2001-EA	2" Brass 3-Way Ind BV, T-Port,	FNPT, 115VAC, N4
BV3BVTR-2001-EG	2" Brass 2pc 3-Way BV, T-Port	FNPT, 24VDC, N4
BV3BVTR-2001-EK	2" Brass 2pc 3-Way BV, T-Port,	FNPT, 220VAC, N4
BV3BVTR-2001-ES	2" Brass 2pc 3-Way BV, T-Port,	FNPT, 24VAC, N4
BV3BVTR-2001-ET	2" Brass 2pc 3-Way BV, T-Port,	FNPT, 12VDC, N4
BV3BVTR-2501BBC	1/2" Brass 3-Way Ind BV, T-Port,	FNPT, R&P, AL, SR
BV3BVTR-2501BCC	2-1/2" Brass 3-Way Ind BV, T-Port,	FNPT, R&P, AL, DA
BV3BVTR-2501-EA	2-1/2" Brass 3-Way Ind BV, T-Port,	FNPT, 115VAC, N4
BV3BVTR-2501-EG	2.5" Brass 2pc 3-Way BV, T-Port	FNPT, 24VDC, N4
BV3BVTR-2501-EK	2.5" Brass 2pc 3-Way BV, T-Port,	FNPT, 220VAC, N4
BV3BVTR-2501-ES	2.5" Brass 2pc 3-Way BV, T-Port,	FNPT, 24VAC, N4
BV3BVTR-2501-ET	2.5" Brass 2pc 3-Way BV, T-Port,	FNPT, 12VDC, N4
BV3BVTR-3001BBC	3" Brass 3-Way Ind BV, "T-Port,	FNPT, R&P, AL, SR
BV3BVTR-3001BCC	3" Brass 3-Way Ind BV T-Port,	FNPT, R&P, AL, DA
BV3BVTR-3001-EA	3" Brass 3-Way Ind BV, T-Port,	FNPT, 115VAC, N4
BV3BVTR-3001-EG	3" Brass 2pc 3-Way BV, T-Port	FNPT, 24VDC, N4
BV3BVTR-3001-EK	3" Brass 2pc 3-Way BV, T-Port,	FNPT, 220VAC, N4
BV3BVTR-3001-ES	3" Brass 2pc 3-Way BV, T-Port,	FNPT, 24VAC, N4
BV3BVTR-3001-ET	3" Brass 2pc 3-Way BV, T-Port,	FNPT, 12VDC, N4
BVFS20	1-1/2" Brass Strainer w/Spring	Loaded Check Valve, BR CW617N
BVFS25	2" Brass Strainer w/Spring Loaded	Check Valve, BR CW617N
BVFS35	3" Brass Strainer w/Spring Loaded	Check Valve, BR CW617N
BVFS40	4" Brass Strainer w/Spring Loaded	Check Valve, BR CW617N
BW07118F-PC	POLISHED CHROME PLATED BRASS HOLE	TYPE BOOSTER HOSE COUPLING
BW07125F	1" NH X 3/4" HOSE X 1 1/4" BOWL	BAR-WAY HOLE TYPE BRASS CPLG
BW07125F-PC	3/4" NST BRASS BOOSTER CPLG	1-1/4" BOWL, POL/CHR
BW10143F-PC	Polished Chrome Plated Brass Hose	Type Booster Hose Coupling
BW10150F-PC	1" X 1-1/2" BOWL P/C BRASS HOLE	TYPE BOOSTER HOSE COUPLING
BW10156F-PC	Polished Chrome Plated Brass Hose	Type Booster Hose Coupling
BWSG	Hot Water Washdown Spray Nozzle	Black Cover, Brass
BWSG-TI	Temperature Indicating Spray Nozzle	1/2" FNPT Inlet, Bronze
BWSG-W	Hot Water Washdown Spray Nozzle	White Cover, Brass
BZ40515	Adapter Titefill 4" Short Bronze	4" Adapter x 4" FNPSM, Petroleum
C12F	Clincher Repair Fitting, GHT, Brass	1/2", Female w/swivel nut
C12HM	Clincher Repair Mender	1/2" brass
C12M	Clincher Repair Fitting, GHT, Brass	1/2" Male
C34F	Clincher Repair Fitting, Brass, GHT	3/4" Female w/swivel nut
C34HM	Clincher Repair Mender	3/4" Brass
C34M	Clincher Repair Fitting, GHT, brass	3/4" Male
C58F	Clincher Repair Fitting, GHT, Brass	5/8" Female w/swivel nut
C58HM	Clincher Repair Mender	5/8" Brass
C58M	Clincher Repair Fitting, GHT, brass	5/8" Male
CAB150	1-1/2" Alum NPSM Short Shank Cplg	w/Brass Nut
CAB150N	1-1/2" Aluminum Complete Cplg	w/Brass Nut, NST
CAB200	2" Alum NPSM Short Shank Cplg w/	Brass Nut
CAB250	2-1/2" Alum NPSM Short Shank Cplg	w/Brass Nut
CAB250N	2-1/2" Aluminum Complete Cplg	w/Brass Nut, NST
CAB300	3" Alum NPSM Short Shank Cplg w/	Brass Nut
CAB400	4" Alum NPSM Short Shank Cplg w/	Brass Nut
CAB600	6" Alum NPSM Short Shank Cplg w/	Brass Nut
CARP12BZ	1 1/4" thru 2 1/2" Brass Bayco	Cam Arm and Handle
CARP60BZ	6" Brass Bayco Cam Arm and	Handle
CARP80BZ	8" Brass Bayco Cam Arm and	Handle
CBB125	1-1/4" Brass NPSM Short Shank Cplg	w/Brass Nut
CBB150	1-1/2" Brass NPSM Short Shank Cplg	w/Brass Nut
CBB200	2" Brass NPSM Short Shank Cplg	w/Brass Nut
CBB250	2-1/2" Brass NPSM Short Shank Cplg	w/Brass Nut
CBB300	3" Brass NPSM Short Shank Cplg	w/Brass Nut
CBB400	4" Brass NPSM Short Shank Cplg	w/Brass Nut
CBC74	1/2" Hose Size, Brass GHT Ftg w/	Hex Nut, Sold in Complete Sets Only
CBC75	5/8" Hose Size, Brass GHT Ftg w/	Hex Nut, Sold in Complete Sets Only
CBC76	3/4" Hose Size, Brass GHT Ftg w/	Hex Nut, Sold in Complete Sets Only
CBC88	1" Hose Size, Brass GHT Ftg w/	Hex Nut, Sold in Complete Sets Only
CDMHCB40225	STR CONCEALED TWO WAY WALL	HYDRANT BODY - BRASS
CDMHCB40230	STRAIGHT 4" NPT X (2) 3" NPT	CONCEALED HYDRANT BODY- BRASS
CDMHCB50230	STRAIGHT 5" NPT X (2) 3" NPT	CONCEALED HYDRANT BODY-BRASS
CDMHCB60225	STR CONCEALED TWO WAY WALL	HYDRANT BODY - BRASS
CDMHCB60230	STRAIGHT 6" NPT X (2) 3" NPT	CONCEALED HYDRANT BODY-BRASS
CFB1005	1" NPSH FOG NOZZLE	
CFB150NST	1 1/2" NST FOG NOZZLE	
CFB150S	1-1/2" NPSH Thermoplastic Constant	Flow Fog Nozzle, Rbr Bumper, Std Flow
CFB200S	2", FOG NOZZLE SIPT	
CFB2015S	2" FOG NOZZLE SIPT	
CFB250NST	2-1/2" NST Thermoplastic Constant	Flow Fog Nozzle w/Bumper & Handle
CFR47-150-100	CONTINUOUS FLOW HOSE REEL FOR 1.5"	X 100' NON-COLLAPSIBLE HOSE
CFR-HC	HAND CRANK FOR CONTINUOUS FLOW	REELS
CFR-RK	CONTINUOUS FLOW REEL REPAIR KIT	INCLD O-RING, WASHER, RETAIN RINGS
CGN150NST	1-1/2" NST Brass US Coast Guard	Approved Fog Nozzle
CGN150-TIP	1-1/2" Brass Replacement Tip for	CGN150NST Nozzle
CGN250NST	2-1/2" NST US Coast Guard	Approved Fog Nozzle
CGN250-TIP	2-1/2" Brass Replacement Tip for	CGN250NST Nozzle
CGSN150F	1 1/2" NST CG FOG NOZZLE BRASS	
CGSN151F	1-1/2" NST Brass US Coast Guard	Approved Nozzle w/ Pistol Grip
CGSN151S	1 1/2" NPSH COAST GUARD P/G	FOG NOZZLE BRASS
CH-B-12	12" Brass Jack Chain with S-Hooks	
CH-B-24	24" Brass Jack Chain with S-Hooks	
CH-B-6	6" Brass Jack Chain with S-Hooks	
CH-B-FT	#14 Jack Chain, Brass	1PC = 1FT

CJ2BF2-B	1/4" HI-FLO NIPPLE, 1/4" BSPP BRASS	100655-2
CJ2BF3-B	1/4" HI-FLO NIPPLE, 3/8" BSPP BRASS	100655-2-3
CJ2BM2-B	1/4" HI-FLO NIPPLE, 1/4" BSPT BRASS	100657-2
CJ2BM3-B	1/4" HI-FLO NIPPLE, 3/8" BSPT BRASS	100657-2-3
CJ2F2-B	1/4" HI-FLO NIPPLE, 1/4" NPTF BRASS	100654-2
CJ2F3-B	1/4" HI-FLO NIPPLE, 3/8" NPTF BRASS	100654-2-3
CJ2M2-B	1/4" HI-FLO NIPPLE, 1/4" M-NPTF BRA	100656-2
CJ2M3-B	1/4" HI-FLO NIPPLE, 3/8" M-NPTF BRA	100656-2-3
CJ2S2-B	1/4" HI-FLO NIPPLE, 1/4" BARB BRASS	100658-2
CJ2S3-B	1/4" HI-FLO NIPPLE, 3/8" BARB BRASS	100658-2-3
CJ3BF3-B	3/8" HI-FLO NIPPLE, 3/8" BSP BRASS	100655-3
CJ3BF4-B	3/8" HI-FLO NIPPLE, 1/2" BSP BRASS	100655-3-4
CJ3BM3-B	3/8" HI-FLO NIPPLE, 3/8" M-BSP BRA	100657-3
CJ3BM4-B	3/8" HI-FLO NIPPLE, 1/2" M-BSP BRA	100657-3-4
CJ3F3-B	3/8" HI-FLO NIPPLE, 3/8" NPTF STEEL	100654-3
CJ3F4-B	3/8" HI-FLO NIPPLE, 1/2" NPTF BRASS	100654-3-4
CJ3M3-B	3/8" HI-FLO NIPPLE, 3/8" M-NPTF BRA	100656-3
CJ3M4-B	3/8" HI-FLO NIPPLE, 1/2" M-NPTF BRA	100656-3-4
CJ3S3-B	3/8" HI-FLO NIPPLE, 3/8" BARB BRASS	100658-3
CLIP0400	4MM TUBE CLIP	
CLIP0600	6MM TUBE CLIP	
CLIP0800	8MM TUBE CLIP	
CLIP1000	10MM TUBE CLIP	
CLIP1200	12MM TUBE CLIP	
CLIP1400	CLIP STRIP-TUBING/FTGS	
CM2F1-B	1/4" Mold Nipple, 1/8" NPTF, Bras	300117-2-1
CM2F2-B	1/4" Mold Nipple, 1/4" NPTF, Brass	300117-2
CM2F3-B	1/4" MOLD NIPPLE, 3/8" NPTF, BRASS	300117-2-3
CM2M1-B	1/4" MOLD NIPPLE, 1/8" M-NPTF, BRAS	300029-2-1
CM2M1-B-L2.5	1/4" MOLD NIPPLE, 1/8" M-NPTF, BRAS	300309-2-1L2.5
CM2M1-B-L4	1/4" MOLD NIPPLE, 1/8" M-NPTF, BRAS	300309-2-1L4
CM2M1-B-L5.5	1/4" MOLD NIPPLE, 1/8" M-NPTF, BRAS	300309-2-1L5.5
CM2M2-B	1/4" MOLD NIPPLE, 1/4" M-NPTF, BRAS	300029-2
CM2M2-B-L2.5	1/4" MOLD NIPPLE, 1/4" M-NPTF, BRAS	300309-2L2.5
CM2M2-B-L4	1/4" MOLD NIPPLE, 1/4" M-NPTF, BRAS	300309-2L4
CM2M2-B-L5.5	1/4" MOLD NIPPLE, 1/4" M-NPTF, BRAS	300309-2L5.5
CM2M2-B-L7	1/4" MOLD NIPPLE, 1/4" M-NPTF, BRAS	300309-2L7
CM2M3-B	1/4" MOLD NIPPLE, 3/8" M-NPTF, BRAS	300029-2-3
CM3F2-B	3/8" Mold Nipple, 1/4" NPTF, Brass	300117-3-2
CM3F3-B	3/8" Mold Nipple, 3/8" NPTF, Brass	300117-3
CM3M1-B-L2.5	3/8" MOLD NIPPLE, 1/8" M-NPTF, BRAS	300309-3-1L2.5
CM3M1-B-L4	3/8" MOLD NIPPLE, 1/8" M-NPTF, BRAS	300309-3-1L4
CM3M1-B-L5.5	3/8" MOLD NIPPLE, 1/8" M-NPTF, BRAS	300309-3-1L5.5
CM3M1-B-L7	3/8" MOLD NIPPLE, 1/8" M-NPTF, BRAS	300309-3-1L7
CM3M2-B	3/8" MOLD NIPPLE, 1/4" M-NPTF, BRAS	300029-3-2
CM3M2-B-L11.5	3/8" MOLD NIPPLE, 1/4" M-NPTF, BRAS	300309-3-2L11.5
CM3M2-B-L2.5	3/8" MOLD NIPPLE, 1/4" M-NPTF, BRAS	300309-3-2L2.5
CM3M2-B-L4	3/8" MOLD NIPPLE, 1/4" M-NPTF, BRAS	300309-3-2L4
CM3M2-B-L5.5	3/8" MOLD NIPPLE, 1/4" M-NPTF, BRAS	300309-3-2L5.5
CM3M2-B-L7	3/8" MOLD NIPPLE, 1/4" M-NPTF, BRAS	300309-3-2L7
CM3M2-B-L8.5	3/8" MOLD NIPPLE, 1/4" M-NPTF, BRAS	300309-3-2L8.5
CM3M3-B	3/8" MOLD NIPPLE, 3/8" M-NPTF, BRAS	300029-3
CM3M4-B	3/8" MOLD NIPPLE, 1/2" M-NPTF, BRAS	300029-3-4
CM4F4-B	1/2" MOLD NIPPLE, 1/2" NPTF BRASS	300117-4
CM4F6-B	1/2" MOLD NIPPLE, 3/4" NPTF BRASS	300117-4-6
CM4M4-B	1/2" MOLD NIPPLE, 1/2" M-NPTF, BRAS	300029-4
CM4M6-B	1/2" MOLD NIPPLE, 3/4" M-NPTF, BRAS	300029-4-6
CN150B	1-1/2" NPT Brass Close Pipe Nipple	
CN200B	2" NPT Brass Close Pipe Nipple	
CN300B	3" NPT Brass Close Pipe Nipple	
CPV150F	1-1/2" MNPT X 1-1/2" MNH CHICAGO	PATTERN VALVE CAST BRASS
CSB125	1-1/4" Steel Suction Coupling	w/Brass Nut
CSB150	1-1/2" Steel Suction Coupling	w/Brass Nut
CSB200	2" Steel Suction Coupling	w/Brass Nut
CSB250	2-1/2" Steel Suction Coupling	w/Brass Nut
CSB300	3" Steel Suction Coupling	w/Brass Nut
CSB400	4" Steel Suction Coupling	w/Brass Nut
CSB600	6" Steel Suction Coupling	w/Brass Nut
CSCTF25F30T-C	2-1/2" FNH X 3" FNPT CHECK SNOOT	CLAPPER TYPE POL CHR BRASS
CSCTF25F30T-P	2-1/2" FNH X 3" FNPT CHECK SNOOT	CLAPPER TYPE - POL BRASS
CSCTM25F30T-C	2-1/2" FNH X 3" MNPT CHECK SNOOT	CLAPPER TYPE CHROMED
CSCTM25F30T-P	2-1/2" FNH X 3" MNPT CHECK SNOOT	CLAPPER TYPE POL BRASS
CSEL250F	2 1/2" FNPT X 2 1/2" MNST CONT SWIV	ELBOW
CSES150F	1 1/2" FNPT X 1 1/2" MNST CONT SWIV	
CSES150T	1-1/2" FNPT X 1-1/2" MNPT CONT SWIV	
CSES2015F	2" FNPT X 1 1/2" MNST CONT SWIV	
CSSTF25F30T-C	2-1/2" FNST X 3" FNPT CHECK SNOOT	SPRING TYPE POL CHR BRASS
CSSTF25F30T-P	2-1/2" FNST X 3" FNPT CHECK SNOOT	SPRING TYPE - POL BRASS
CSSTF30F30T-P	3" FNH X 3" FNPT CHECK SNOOT	SPRING TYPE-POLISHED
CSSTM25F30T-P	2-1/2" FNH X 3" MNPT CHECK SNOOT	SPRING TYPE - POL BRASS
CSSTM30F30T	3" FNH X 3" MNPT CHECK SNOOK SPRING	TYPE - CAST BRASS
CSSTM30F30T-P	3" FNH X 3" MNPT CHECK SNOOT SPRING	TYPE - POL BRASS
CSSTM30NYFD30T	3" FNYFD X 3" MNPT CHECK SNOOT SPRG	TYPE - CAST BRASS
CV050	1/2" NPT Brass Spring Loaded Check	Valve, BR CW617N
CV075	3/4" NPT Brass Spring Loaded Check	Valve, BR CW617N
CV100	1" NPT Brass Spring Loaded Check	Valve, BR CW617N
CV125	1-1/4" NPT Brass Spring Loaded	Check Valve, BR CW617N
CV150	1-1/2" NPT Brass Spring Loaded	Check Valve, BR CW617N
CV200	2" NPT Brass Spring Loaded Check	Valve, BR CW617N
CV300	3" NPT Brass Spring Loaded Check	Valve, BR CW617N
CV400	4" NPT Brass Spring Loaded Check	Valve, BR CW617N
D02	1/8" NPT Brass External Drain Cock	Max WP 150psi at Ambient Temp
D04	1/4" NPT Brass External Drain Cock	Max WP 150psi at Ambient Temp
D04-5	D04 IN BAGS OF 5 FOR AMAZON	1/4" NPT BR EXTERNAL DRAIN COCK
D104	1/4" FNPT Brass Tire Inflator Ball	Foot Chuck, Max Pressure 300psi
D15181F	1-1/2" NST DBL JACKET BRASS HOSE	COUPLING - 1-13/16" BOWL, P/L
D15187	1 1/2"NSPH DBL JAKT CPLG 1 7/8 BOWL	

D15193F	1 1/2NST DBL JAKT CPLG 1 15/16BOWL	BRASS PIN LUG COUPLING	
D201	Non-Safety Blow Gun w/Rubber Tip		
D201RT	Non-Safety Rubber Tip for D201	Nickel Plated Brass, 1/8" MNPT	
D204-30	Air Chief Safety Blow Gun		
D204-30P	Premium Safety Blow Gun		
D204-30SB	Safety Air Booster Blow Gun		
D230	Hydro Blast Cleaning Tool & Siphon	Vendor has discontinued noreplcemt	
D2B2-B	1/4" Push-Loc Brass		420913
D2F2-B	1/4" IND NIPPLE, 1/4" NPTF, BRASS		850739
D2F2-B-C1	1/4" IND NIPP, 1/4" NPTF, OXY CLEAN	100709-2	
D2F3-B	1/4" IND NIPPLE, 3/8" NPTF, BRASS		850748
D2F3-B-C1	1/4" IND NIPPLE, 3/8" NPTF	300709-2-3	
D2M1-B	1/4" IND NIPPLE, 1/8" M-NPTF, BRASS		850732
D2M2-B	1/4" IND NIPPLE, 1/4" M-NPTF, BRASS		850737
D2M3-B	1/4" IND NIPPLE, 3/8" M-NPTF, BRASS		850746
D2S2-B	1/4" IND NIPPLE, 1/4" BARB, BRASS		850932
D2S3-B	1/4" IND NIPPLE, 3/8" BARB, BRASS		450724
D344R	1/4" MNPT x 1/4" FNPT Brass In-Line	Swivel	
D366R	3/8" MNPT x 3/8" FNPT Brass In-Line	Swivel	
D3F3-B	3/8" IND NIPPLE, 3/8" NPTF, BRASS		420747
D3F3-B-C1	3/8" IND NIPPLE, 3/8" NPTF, BRASS	300709-3	
D-3HBF3-B	3/8" ISO-B COUPLER, 3/8" NPTF, BRASS	200592-3	
D3M3-B	3/8" IND NIPPLE, 3/8" M-NPTF, BRASS		420740
D3S3-B	3/8" IND NIPPLE, 3/8" BARB, BRASS	300209-3	
D444S	1/4" Hose x 1/4" MNPT Ball Swivel	Brass/Hardened Steel, O'Ring Seals	
D444SL	1/4" Hose x 1/4" MNPT Push-On Ball	Swivel	
D446S	3/8" Hose x 1/4" MNPT Ball Swivel	Brass/Hardened Steel, O'Ring Seals	
D446SL	3/8" Hose x 1/4" MNPT Push-On Ball	Swivel	
D4F4-B	1/2" IND NIPPLE, 1/2" NPTF, BRASS		420958
D4F6-B	1/2" IND NIPPLE, 3/4" NPTF, BRASS	300148-4-6	
D4M2-B	1/2" IND NIPPLE, 1/4" NPTF, BRASS	101236-4-2	
D4M3-B	1/2" IND NIPPLE, 3/8" M-NPTF, BRASS		850842
D4M4-B	1/2" IND NIPPLE, 1/2" M-NPTF, BRASS		850843
D4M6-B	Scheduled To Be Obsoleted		450097
D4S4-B	1/2" IND NIPPLE, 1/2" BARB, BRASS		850846
D4S6-B	1/2" IND NIPPLE, 3/4" BARB, BRASS		850853
D605	Non-Safety Blow Gun w/Brass Tip		
D815100PBF	1 1/2" 100' 800# DJ PL BR NST		
D815100RBF	1-1/2" X 100' 800# DJ WHITE HOSE	CPLD RL BRASS NST	
D815-50PBF	1-1/2" X 50' 800# DJ WHITE HOSE	CPLD PL BRASS NST	
D815-50RBF	1-1/2" X 50' 800# DJ WHITE HOSE	COUPLED RL BRASS NST	
D825100PBF	2-1/2" X 100' 800# DJ WHITE HOSE	COUPLED PL BRASS NST	
D825100RBF	2-1/2" X 100' 800# DJ WHITE HOSE	COUPLED RL BRASS NST	
D825-50PBF	2 1/2 X 50' 800# DJ CPLD	PIN LUG BRASS NST	
D825-50RBF	2-1/2" X 50' 800# DJ WHITE HOSE	COUPLED RL BR NST	
D-8VF8-B	1" H-STYLE COUPLER, 1" NPTF	201178-8	
DAWS10	1" Alum Single Plane Swivel	AWS10	
DAWS34	3/4" Alum Single Plane Swivel	AWS34	
DBGV100	1" Brass Domestic Gate Valve	Malleable Iron Hand Wheel, FNPT	
DBGV125	1-1/4" Brass Domestic Gate Valve	Malleable Iron Hand Wheel, FNPT	
DBGV150	1-1/2" Brass Domestic Gate Valve	Malleable Iron Hand Wheel, FNPT	
DBGV200	2" Domestic Brass Gate Valve	Malleable Iron Hand Wheel, FNPT	
DBGV50	1/2" Domestic Brass Gate Valve	Malleable Iron Hand Wheel, FNPT	
DBGV75	3/4" Domestic Brass Gate Valve	Malleable Iron Hand Wheel, FNPT	
DC1	1/4" Body x 1/4" MNPT, Brass	Automotive Coupler	
DC101	1/4" Body x 1/8" MNPT, Brass	Automotive Coupler	
DC103	1/4" Body x 3/8" MNPT, Brass	Automotive Coupler	
DC2	1/4" Body x 1/4" FNPT, Brass	Automotive Coupler	
DC20	1/4" Body x 1/4" Industrial Coupler	Brass Female Pipe Thread	
DC2021	1/4" Body x 1/8" Industrial Coupler	Brass Female Pipe Thread	
DC2023	1/4" Body x 3/8" Industrial Coupler	Brass Female Pipe Thread	
DC2042	1/4" Body x 1/4" Industrial Coupler	Brass Hose Barb	
DC2042L	1/4" Body x 1/4" Industrial Coupler	Brass Push-On Hose Barb	
DC2043	1/4" Industrial Cplr x 5/16" Brass	Hose Barb	
DC2044	1/4" Body x 3/8" Industrial Coupler	Brass Hose Barb	
DC2044L	1/4" Body x 3/8" Industrial Coupler	Brass Push-On Hose Barb	
DC21	1/4" Body x 1/4" Industrial Coupler	Brass Male Pipe Thread	
DC2101	1/4" Body x 1/8" Industrial Coupler	Brass Male Pipe Thread	
DC2103	1/4" Body x 3/8" Industrial Coupler	Brass Male Pipe Thread	
DC221	1/4" Body x 1/8" FNPT, Brass	Automotive Coupler	
DC223	1/4" Body x 3/8" FNPT, Brass	Automotive Coupler	
DC242	1/4" Body x 1/4" Brass Hose Barb	Automotive Coupler	
DC242L	1/4" Body x 1/4" Brass Push-On	Hose Barb, Automotive Coupler	
DC244	1/4" Body x 3/8" Brass Hose Barb	Automotive Coupler	
DC244L	1/4" Body x 3/8" Brass Push-On	Hose Barb, Automotive Coupler	
DC27	1/4" Body x 1/4" MNPT Brass Cplr	Lincoln Series Quick Connect	
DC28	1/4" Body x 1/4" FNPT Brass Cplr	Lincoln Series Quick Connect	
DC37	1/4" Body x 1/4" MNPT, Brass	Aro Speed Quick Connect Coupler	
DC3703	1/4" Body x 3/8" MNPT, Brass	Aro Speed Quick Connect Coupler	
DC38	1/4" Body x 1/4" FNPT, Brass	Aro Speed Quick Connect Coupler	
DC3823	1/4" Body x 3/8" FNPT, Brass	Aro Speed Quick Connect Coupler	
DC3842L	1/4" Body x 1/4" Brass Push-On Hose	Barb, Aro Speed Coupler	
DC3844L	1/4" Body x 3/8" Brass Push-On Hose	Barb, Aro Speed Coupler	
DC41	1/4" Brass High Flow Female Coupler	for HTBG	
DC7024	3/4" Body x 1/2" Industrial Coupler	Brass Female Pipe Thread	
DC7026	3/4" Body x 3/4" Industrial Coupler	Brass Female Pipe Thread	
DC7028	3/4" Body x 1" Industrial Coupler	Brass Female Pipe Thread	
DC7045	3/4" Body x 1/2" Industrial Coupler	Brass Hose Barb	
DC7046	3/4" Body x 3/4" Industrial Coupler	Brass Hose Barb	
DC7048	3/4" Body x 1" Industrial Coupler	Brass Hose Barb	
DC7104	3/4" Body x 1/2" Industrial Coupler	Brass Male Pipe Thread	
DC7106	3/4" Body x 3/4" Industrial Coupler	Brass Male Pipe Thread	
DC7108	3/4" Body x 1" Industrial Coupler	Brass Male Pipe Thread	
DCB10	1/2" Industrial Coupler x 1/2" NPTF	Brass Female Pipe Thread, 4DF4-B	
DCB1023	1/2" Industrial Coupler x 3/8" NPTF	Brass Female Pipe Thread, 4DF3-B	
DCB1026	1/2" Industrial Coupler x 3/4" NPTF	Brass Female Pipe Thread, 4DF6-B	
DCB1044	1/2" Industrial Coupler x 3/8" Hose	Barb, Brass, 4DS3-B	

DCB1045	1/2" Industrial Coupler x 1/2" Hose	Barb, Brass, 4DS4-B
DCB1046	1/2" Industrial Coupler x 3/4" Hose	Barb, Brass, 4DS6-B
DCB20	1/4" Industrial Coupler x 1/4" NPTF	Brass Female Pipe Thread, 2DF2-B
DCB2023	1/4" Industrial Coupler x 3/8" NPTF	Brass Female Pipe Thread, 2DF3-B
DCB2042	1/4" Industrial Coupler x 1/4" Hose	Barb, Brass, 2DS2-B
DCB2044	1/4" Industrial Coupler x 3/8" Hose	Barb, Brass, 2DS3-B
DCB21	1/4" Industrial Coupler, 1/4" MNPTF	Brass Male Pipe Thread, 2DM2-B
DCB2103	1/4" Industrial Coupler, 3/8" MNPTF	Brass Male Pipe Thread, 2DM3-B
DCB25	3/8" Industrial Cpl x 3/8" MNPTF	Brass Male Pipe Thread, 3DM3-B
DCB2502	3/8" Industrial Cpl x 1/4" MNPTF	Brass Male Pipe Thread, 3DM2-B
DCB2504	3/8" Industrial Cpl x 1/2" MNPTF	Brass Male Pipe Thread, 3DM4-B
DCB26	3/8" Industrial Coupler x 3/8" NPTF	Brass Female Pipe Thread, 3DF3-B
DCB2622	3/8" Industrial Coupler x 1/4" NPTF	Brass Female Pipe Thread, 3DF2-B
DCB2624	3/8" Industrial Coupler x 1/2" NPTF	Brass Female Pipe Thread, 3DF4-B
DCB2642	3/8" Industrial Coupler x 1/4" Hose	Barb, Brass, 3DS2-B
DCB2644	3/8" Industrial Coupler x 3/8" Hose	Barb, Brass, 3DS3-B
DCB2645	3/8" Industrial Coupler x 1/2" Hose	Barb, Brass, 3DS4-B
DCB9	1/2" Industrial Cpl x 1/2" MNPTF	Brass Male Pipe Thread, 4DM4-B
DCB903	1/2" Industrial Cpl x 3/8" MNPTF	Brass Male Pipe Thread, 4DM3-B
DCB906	1/2" Industrial Cpl x 3/4" MNPTF	Brass Male Pipe Thread, 4DM6-B
DCP1SWIV	1/4" MNPT Ball Swiv x Auto Plug	250psi
DCP2023B	1/4" Industrial Nipple x 3/8" NPTF	Brass, D2F3-B
DCP20B	1/4" Industrial Nipple x 1/4" FNPT	Brass, D2F2-B
DCP20B-10	DCP20B IN BAGS OF 10 FOR AMAZON	
DCP2101B	1/4" Industrial Plug x 1/8" MNPTF	Brass, D2M1-B
DCP2103B	1/4" Industrial Plug x 3/8" MNPTF	Brass, D2M3-B
DCP2142B	1/4" Industrial Nipple x 1/4" Brass	Hose Barb, D2S2-B
DCP2144B	1/4" Industrial Nipple x 3/8" Brass	Hose Barb, D2S3-B
DCP21B	1/4" Industrial Plug x 1/4" MNPTF	Brass, D2M2-B
DCP21B-10	DCP21B IN BAGS OF 10 FOR AMAZON	
DCP21SWIV	1/4" MNPT Ball Swivel x	Industrial Plug, 250psi
DCP37SWIV	1/4" MNPT Ball Swivel x ARO Plug	250psi
DCP41	1/4" Brass High Flow Male Plug	
DCS4025	STRAIGHT 4 FNPT X 2-1/2 FNPSH DBL	CLAPPER SIAMESE
DCS40252.99X8	STRAIGHT 4" FNPT X 2-1/2" (2.99X8)	DBL CLPR SIAMESE, AUTO SPRKLR
DCS40253.04X7	STRAIGHT 4" FNPT X 2-1/2" (3.04X7)	DBL CLPR SIAMESE, AUTO SPRKLR
DCS40253.18X6	STRAIGHT 4 NPT X 2-1/2 (3.18X6)	DBL CLPR SIAMESE, AUTO SPRKLR
DCS4025AMA	STRT 4 FNPT X 2 1/2 FAMA DBL CLAPPE	SIAMESE (2.99 X 8)
DCS4025BCT	STRAIGHT 4" FNPT X 2-1/2" FBCT DBL	CLAPPER SIAMESE - SPEC ORDER
DCS4025BCT-ASSP	STRAIGHT 4 FNPT X 2-1/2" FBCT DBL	CLAPPER SIAMESE, AS/SP COMBO BRAND
DCS4025BCT-SP	STRAIGHT 4 FNPT X 2-1/2" FBCT DBL	CLAPPER SIAMESE, STANDPIPE BRAND
DCS4025F	STRAIGHT 4 FNPT X 2 1/2 FNST DBL	CLAPPER SIAMESE
DCS4025F-C	STRAIGHT 4 FNPT X 2-1/2 FNST DBL	CLAPPER SIAMESE - POL/CHROME BR
DCS4025F-NB	STRAIGHT 4 NPT X 2-1/2 FNST DBL	CLAPPER SIAMESE -- NO BRAND
DCS4025F-P	STRAIGHT 4 FNPT X 2-1/2 FNST DBL	CLAPPER SIAMESE-POLISHED
DCS4025F-SP	STRAIGHT 4 FNPT X 2 1/2 FNST	DOUBLE CLAPPER SIAMESE "STANDPIPE"
DCS4025NYC	STRAIGHT 4" FNPT X 2-1/2" NYC DBL	CLAPPER SIAMESE, AUTO SPRKLR
DCS4025NYC-SP	STRAIGHT 4" FNPT X 2-1/2" NYC DBL	CLAPPER, SIAMESE, STANDPIPE, CST BR
DCS4025NYFD-SP	STRAIGHT 4" FNPT X 2-1/2" NYFD DBL	CLAPPER, SIAMESE, STANDPIPE, CST BR
DCS4030F	STRAIGHT 4" FNPT X 3" FNST	DOUBLE CLAPPER SIAMESE
DCS4030F-SP	STRAIGHT 4" FNPT X 3" FNST	
DCS4030NYFD	STRAIGHT 4" FNPT X 3" NYFD	DOUBLE CLAPPER SIAMESE
DCS4030NYFD-C	STRAIGHT 4" FNPT X 3" NYFD DBL	CLPR SIAMESE - POL/CHROME
DCS4030NYFD-P	STRAIGHT 4 FNPT X 3 NYFD DBL	CLPR SIAMESE - POLISHED BRASS
DCS4030NYFD-SP	STRAIGHT 4" FNPT X 3" NYFD	DOUBLE CLAPPER SIAMESE "STANDPIPE"
DCS4030NYFDSP-C	STRAIGHT 4" FNPT X 3" NYFD DBL	CLPR SIAMESE, S/P, POL/CHROME
DCS4030NYFDSP-P	STRAIGHT4" FNPT X 3" NYFD DBL	CPLR SIAMESE, S/P, POLISHED
DCS5030NYFD	5" FNPT X (2) 3" NYFD PL UL AS	DBL CLAPPER SIAMESE
DCS5030NYFD-SP	STRAIGHT 5" FNPT X 3" NYFD DBL CLP	DOUBLE CLAPPER SIAMESE "STANDPIPE"
DCS6025F	STRAIGHT 6 FNPT X 2-1/2 FNST DBL	CLAPPER SIAMESE AUTO SPRKLR
DCS6025F-P	STRAIGHT 6 FNPT X 2-1/2 FNST DBL	CLPR SIAMESE A/S, POL BRASS
DCS6025F-SP	STRAIGHT 6 FNPT X 2-1/2" FNST DBL	CLAPPER SIAMESE, STAND PIPE BRAND
DCS6030F	STRAIGHT 6" FNPT X 3" FNST DOUBLE	CLAPPER SIAMESE
DCS6030NYFD	STRAIGHT 6" FNPT X 3" NYFD DOUBLE	CLAPPER SIAMESE - AUTO SPRKLR
DCS6030NYFDASSP	STRAIGHT 6" FNPT X 3" NYFD DBL CLPR	SIAMESE - A/S & SP BRAND
DCS6030NYFD-SP	STRAIGHT 6" FNPT X 3" NYFD	DOUBLE CLAPPER SIAMESE "STANDPIPE"
DDA075BR	3/4" Brass Adapter x FNPT, 56mm	Tank Unit w/FKM Seals
DDA100BR	1" Brass Adapter x FNPT, 56mm	Tank Unit w/FKM Seals
DDA100BRFL	1" Brass Dry Disconnect Adapter x	150# ASA Flange, FKM Seals, 56mm
DDA150BR	1 1/2" Brass Adapter x FNPT, 70mm	Tank Unit w/FKM Seals
DDA150BRFL	1-1/2" Brass Dry Disconnect Adapter	x 150# Flange, FKM Seals, 70mm
DDA200BR	2" Brass Adapter x FNPT, 70mm	Tank Unit w/FKM Seals
DDA200BRFL	2" Brass Dry Disconnect Adapter	x 150# Flange, FKM Seals, 70mm
DDA300GM	3" Gunmetal Adapter x FNPT, 119mm	Tank Unit w/FKM Seals
DDA300GM105	3" Gunmetal Adapter x FNPT, 105mm	Tank Unit w/FKM Seals
DDA300GM105FL	3" Gunmetal Dry Disconnect Adapter	x 150# Flange, FKM Seals, 105mm
DDA300GMFL	3" Gunmetal Dry Disconnect Adapter	x 150# Flange, FKM Seals, 119mm
DDA400GM	4" Gunmetal Adapter x FNPT, 164mm	Tank Unit w/FKM Seals
DDA400GMFL	4" Gunmetal Dry Disconnect Adapter	x 150# Flange, FKM Seals, 164mm
DDC075BR	3/4" Brass Coupler x FNPT, 56mm	Hose Unit w/FKM Seals
DDC100BR	1" Brass Coupler x FNPT, 56mm	Hose Unit w/FKM Seals
DDC150BR	1-1/2" Brass Coupler x FNPT, 70mm	Hose Unit w/FKM Seals
DDC200BR	2" Brass Coupler x FNPT, 70mm	Hose Unit w/FKM Seals
DDC200BRLD52	2" BRASS COUPLER X FNPT LOCKING PINS	
DDC300GM	3" Gunmetal Coupler x FNPT, 119mm	Hose Unit w/FKM Seals
DDC300GM105	3" Gunmetal Coupler x FNPT, 105mm	Hose Unit w/FKM Seals
DDC400GM	4" Gunmetal Coupler x FNPT, 164mm	Hose Unit w/FKM Seals
DFL60F25F-C	6" FNH X 2-1/2" FNH LONG HANDLE DBL	FEMALE POL & CHR BRASS
DFL60F45F-C	6" FNH X 4-1/2" FNH LONG HANDLE DBL	FEM - POL CHR BRASS
DFP1515	1 1/2 X 1 1/2 NPSH DBL FEM SWIVEL	CAST BRASS
DFP1515-D	1-1/2" X 1-1/2" NPSH DBL FEM SWIVEL	** DOMESTIC MANUFACTURE **
DFP1515F	1 1/2 X 1 1/2 NST DBL FEM SWIVEL	BRASS PL
DFP1515F-D	1-1/2" X 1-1/2" NST DBL FEM SWIVEL	PIN LUG, **DOMESTIC PRODUCT**
DFP1515S	1-1/2" FNST X 1-1/2" FNPSH DBL	FEMALE SWIV, P/L BRASS
DFP15NYFD15NYFD	1-1/2" FNPT SW X 1-1/2" FNPT SW	P/L BRASS
DFP2525	2 1/2 X 2 1/2 NPSH DBL FEM SWIVEL	CAST BRASS
DFP2525-D	2-1/2" X 2-1/2" NPSH DBL FEM SWIVEL	

DFF2525F	2 1/2" X 2 1/2" NST DBL FEM SWIVEL	BRASS PL
DFF2525F-D	2-1/2" X 2-1/2" NST DBL FEM SWIVEL	DOMESTIC
DFF25BA25BA	2-1/2" F BA SWIV X 2-1/2" F BA SWIV	BRASS PIN LUG ADAPTER
DFF25BA25S	2-1/2" F BA SWIV X 2-1/2" FNPSH SWV	BRASS PIN LUG ADAPTER
DFF25CN25F	2 1/2" F NEW CINN THREAD X 2 1/2"	F NST DOUBLE F SWIVEL IN BRASS
DFF25F25S	2-1/2" FNST X 2-1/2" F NPSH	DBL FEMALE SWIVEL P/L
DFF25NYFD25NYFD	2-1/2" FNYFD SWIV X 2-1/2" FNYFD SW	P/L BRASS
DFF25QST25QST	2-1/2" FQST SWIV X 2-1/2" FQST SWIV	BRASS PINLUG ADAPTER
DFF25QST25S	2-1/2" FQST SWIV X 2-1/2" FNPSH SWV	BRASS PINLUG ADAPTER
DFF25WCT25S	2-1/2" FWCT SWIV X 2-1/2" FNPSH SWV	BRASS PIN LUG ADAPTER
DFF25WCT25WCT	2-1/2" FWCT SWIV X 2-1/2" FWCT SWIV	BRASS PIN LUG ADAPTER
DFR1515	1-1/2" X 1-1/2" NPSH DBL FEM	SWIVEL ROCKER LUG
DFR1515F	1-1/2" FNH X 1-1/2" FNH DBL FEM	SWIVEL ROCKER LUG BRASS
DFR1515F-D	1-1/2" FNST X 1-1/2" FNST DBL FEM	SWIVEL ROCKER LUG DOMESTIC BRASS
DFR2525	2-1/2" X 2-1/2" NPSH DOUBLE	FEMALE SWIVEL R/L
DFR2525F	2-1/2" X 2-1/2" NST DBL FEM	SWIVEL ROCKER LUG BRASS
DFR2525F-C	2-1/2" Fnh X 2-1/2" Fnh RI Dbl Fem	Pol & Chr Brass
DFR2525F-D	2-1/2" X 2-1/2" NST DBL FEM SWIVEL	ROCKER LUG BRASS - DOMESTIC
DFR40NV25F	4" NAVY SPECIAL THREAD F X 2-1/2"	NH F, DBL FEMALE RL BR
DG66	1-1/2" NPSH SATIN BRASS DG66 FOG	NOZZLE -- KIDDE CANADA
DGH7	Brass Garden Hose Quick	Connector, Complete Assembly
DGH7C	GH Brass Garden Hose Quick	Connect Female Coupler
DGH7P	3/4" Brass Garden Hose Quick	Connect Male Plug
DGH7V	GH Brass Complete Valved Assembly	
DGLBV100	1" Brass FNPT Domestic Globe	Valve, Malleable Iron Hand Wheel
DGLBV125	1-1/4" Brass FNPT Domestic Globe	Valve, Malleable Iron Hand Wheel
DGLBV150	1-1/2" Brass FNPT Domestic Globe	Valve, Malleable Iron Hand Wheel
DGLBV200	2" Brass FNPT Domestic Globe	Valve, Malleable Iron Hand Wheel
DGLBV50	1/2" Brass FNPT Domestic Globe	Valve, Malleable Iron Hand Wheel
DGLBV75	3/4" Brass FNPT Domestic Globe	Valve, Malleable Iron Hand Wheel
DMH1010	DBL MALE 1 NPT X 1 NPSH	BRAS HEX NIPPLE
DMH1010F	1" MNPT X 1" MNST BRASS HEX	NIPPLE - DBL MALE
DMH1010F-D	DBL MALE HEX 1 NST X 1 NPT	DOMESTIC
DMH1010-SPEC	DBL MALE HEX NIPPLE 1" MNPT X	1" MNPSH - SPECIAL ORDER
DMH1015	1" MNPT X 1-1/2" MNPSH DOUBLE	MALE HEX NIPPLE-BRASS
DMH1015F	DBL MALE HEX NIP 1 NPT X 1 1/2 NST	BRASS
DMH1015F-D	DBL MALE HEX NIP 1 NPT X 1 1/2 NST	
DMH1025F	1" MNPT X 2-1/2" MNST DOUBLE	MALE HEX NIPPLE - BRASS
DMH1076	DOUBLE MALE HEX NIPPLE, BRASS	1" NPT X 3/4" GHT
DMH10510S	THIS PART IS CURRENTLY UNAVAILABLE	
DMH1510	1-1/2" MNPT X 1" MNPSH DOUBLE	MALE BRASS NIPPLE
DMH1510F	DBL MALE HEX NPL 1 1/2 NPT X 1"	NST BRASS
DMH1515	DBL MALE 1.5" MNPT X 1.5 MNPSH	BRASS HEX NIPPLE
DMH1515-D	DBL MALE HEX 1.5 NPSH X 1.5 NPT	DOMESTIC
DMH1515F	DBL MALE 1.5" MNPT X 1.5" MNST	BRASS HEX NIPPLE
DMH1515F-D	DBL M HX NIP 1.5" MNPT X 1.5" MNST	** DOMESTIC PRODUCT **
DMH1515NYC	1-1/2" MNPT X 1-1/2" MNYC BRASS	DBL MALE HEX NIPPLE
DMH1515NYFD	1-1/2" MNPT X 1-1/2" MNYFD HEX	
DMH1520	1 1/2 NPT X 2 NPSH DBLE MALE	BRASS HEX NIPPLE
DMH1525F	DBL M HX NPL 1.5" MNPT X 2.5" MNST	BRASS ADPTR
DMH1525F-D	DBL MALE HEX 2.5 NST X 1.5 NPT	DOMESTIC
DMH15F15F	DBL MALE 1.5" MNST X 1.5" MNST	BRASS HEX NIPPLE
DMH15F15F-D	DBL MALE HEX 1.5 NST X 1.5 NST	DOMESTIC
DMH15F15S	DBL MALE 1.5" MNST X 1.5" MNPSH	BRASS HEX NIPPLE
DMH15F15S-D	DBL MALE HEX 1.5 NST X 1.5 NPSH	DOMESTIC
DMH15F25F	DBL MALE 1.5" MNST X 2.5" MNST	BRASS HEX NIPPLE
DMH15F25F-D	DBL MALE HEX 2.5 NST X 1.5 NST	DOMESTIC
DMH15NYFD15T	**DO NOT USE -- USE DMH1515NYFD **	
DMH15NYFD20T	** DO NOT USE THIS PART NUMBER **	** USE DMH2015NYFD **
DMH15S15S	1-1/2" MNPSH X 1-1/2" MNPSH BRASS	HEX NIPPLE
DMH15S25BA	1-1/2" MNPSH X 2-1/2" MBA (3.00X8)	BRASS HEX NIPPLE
DMH15S25QST	1-1/2" MNPSH X 1-1/2" MQST BRASS	HEX NIPPLE
DMH15S25WCT	1-1/2" MNPSH X 2-1/2" MWCT (3.25X6)	BRASS HEX NIPPLE
DMH15T15T	1-1/2" MNPT X 1-1/2" MNPT DOUBLE	MALE HEX NIPPLE, BRASS
DMH15T25BA	1.5" MNPT X 2.5" M BA DBL MALE	HEX NIPPLE BRASS ADAPTER
DMH15T25CSA	1.5" MNPT X 2.5" M CSA	DOUBLE M HEX NIPPLE BRASS ADAPTER
DMH15T25QST	1.5" MNPT X 2.5" M QST	DOUBLE M HEX NIPPLE BRASS ADAPTER
DMH15T25WCT	1.5" MNPT X 2.5" M WCT DOUBLE MALE	HEX NIPPLE BRASS ADAPTER
DMH2015	2" NPT X 1 1/2 NPSH DBLE MALE	BRASS HEX NIPPLE
DMH2015F	DBL MALE 2" NPT X 1.5" NST	BRASS HEX NIPPLE
DMH2015F-D	DBL MALE HEX 1.5 NST X 2 NPT	DOMESTIC
DMH2015NYFD	2" MNPT X 1-1/2" MNYFD BRASS HEX	NIPPLE - SPECIAL ORDER
DMH2020	DBL MALE 2" MNPT X 2" MNPSH	BRASS HEX NIPPLE
DMH2020-D	2" MNPT X 2" MNPSH BRASS HEX	ADAPTER - DOMESTIC PRODUCT
DMH2020F	2" MNST X 2" MNPT HEX NIPPLE	BRASS
DMH2025	DBL MALE 2 NPT X 2 1/2 NPSH	BRASS HEX NIPPLE
DMH2025AK	2" MNPT X 2-1/2" M AKRON (3.25X6)	BRASS DBL MALE HEX NIPPLE
DMH2025BA	2" MNPT X 2.5" MBA BR DBL MALE HEX	
DMH2025CN	2" M NPT X 2 1/2" M NEW CINN THREAD	DOUBLE MALE HEX NIPPLE IN BRASS
DMH2025CSA	2" NPT X 2 1/2" CSA (3.125 X 5)	DOUBLE MALE HEX-SPECIAL THREAD
DMH2025F	DBL MALE 2" NPT X 2.5" NST	BRASS HEX NIPPLE
DMH2025F-D	DBL MALE HEX NIP 2" NPT X 2.5" NST	** DOMESTIC STOCK **
DMH2025NYFD	2" MNPT X 2-1/2" MNYFD BRASS	DBL MALE HEX NIPPLE
DMH2025QST	2" MNPT X 2-1/2" MQST (3.03 X 7) BR	HEX ADAPTER - SPECIAL THREAD
DMH2025WCT	2" MNPT X 2.5" MWCT BR DBL M HEX	
DMH20DR20	2" x 2" Brass Drum Thread Adapter	x Male NPT
DMH20T25BA	2" MNPT X 2.5" M BA DOUBLE MALE	HEX NIPPLE-BRASS ADAPTER
DMH20T25CSA	2" MNPT X 2.5" M CSA DBL MALE	HEX NIPPLE-BRASS ADAPTER
DMH20T25QST	2" MNPT X 2.5" M QST DBL MALE	HEX NIPPLE-BRASS ADAPTER
DMH20T25WCT	2" MNPT X 2.5" M WCT DOUBLE MALE	HEX NIPPLE BRASS ADAPTER
DMH2515F	DBL MALE 2.5" MNPT X 1.5" MNST	BRASS HEX NIPPLE
DMH2515F-D	DBL MALE HEX NIP 2.5 NPT X 1.5 NST	
DMH2520	DBL MALE 2 1/2 NPT X 2 NPSH	BRASS HEX NIPPLE
DMH2525	2-1/2" MNPT X 2-1/2" MNPSH	BRASS HEX NIPPLE
DMH25253.03X8	2 1/2" MNPT X 2 1/2" M (3.03X8) DBL	MALE BRASS HEX NIPPLE
DMH25253.06X8	2-1/2" MNPT X 2-1/2" M (3.06 X 8)	BRASS HEX NIPPLE - SPEC THRDS
DMH25253.07X8	2 1/2" MNPT X 2 1/2" M (3.07X8)	BRASS HEX NIPPLE-SPEC THREAD

DMH25253.14X8	2-1/2" MNPT X 2-1/2" M (3.14 X 8)	BRASS HEX NIPPLE - SPECIAL THREADS
DMH25253.18X7	2-1/2" MNPT X 2-1/2" M (3.187 X 7)	BRASS HEX NIPPLE - SPECIAL THRS
DMH2525BA	2.5" MNPT X 2.5" MBA BR DBL M HEX	
DMH2525CLR	2-1/2" MNPT X 2-1/2" M CLAIRTON, PA	BRASS HEX ADPTR
DMH2525CN	2 1/2MNPT X 2 1/2MNPT NEW CIN THRD	
DMH2525CSA	DBL MALE HEX BR 2.5 NPT X 2.5 CSA	
DMH2525F	DBL MALE 2.5" MNPT X 2.5" MNST	BRASS HEX NIPPLE
DMH2525F-1	2 1/2" MNPT X 2 1/2 MNST BRASS ADPT	WITH HIGBEE THREAD
DMH2525F-D	DBL M HX NIP 2.5" MNPT X 2.5" MNST	** DOMESTIC PRODUCT **
DMH2525NS1	DBL MALE 2.5 NPT X (3.23 X 5)	
DMH2525NYC	2-1/2" MNPT X 2-1/2" MNYC BRASS	HEX ADAPTER
DMH2525NYFD	2-1/2" MNPT X 2-1/2" MNYFD BR HEX	
DMH2525NYFD-D	2-1/2" MNPT X 2-1/2" MNYFD BRASS	DBL MALE HEX NIPPLE - DOMESTIC
DMH2525QST	2 1/2" MNPT X 2 1/2" MQST BRASS	DBL MALE ADPT-SPEC THREADS
DMH2525WCT	2.5" MNPT X 2.5" MWCT BR DBL M HEX	
DMH2530	DBL MALE 2 1/2 NPT X 3 NPSH	BRASS HEX NIPPLE
DMH2530F	DBL MALE 2.5" MNPT X 3" MNST	BRASS HEX NIPPLE
DMH2530NYFD	DBL M HX NIP 2.5" M NPT X 3" MNYFD	
DMH2530NYFDTAP	3" NYFD X 2.5" NPT WITH 2" FNPT TAP	*** SPECIAL ***
DMH25BA25BA	2.5" M BA X 2.5" M BA	DBL MALE HEX NIPPLE-BRASS ADAPTER
DMH25CN25CN	2 1/2" NEW CINN THREAD MALE X 2 1/2	NEW CINN MALE HEX NIPPLE BRASS
DMH25CSA25CSA	2.5" M CSA X 2.5" M CSA DBL MALE	HEX NIPPLE-BRASS ADAPTER
DMH25F253.06X6	2-1/2" MNST X 2-1/2" M (3.06 X 6)	BRASS HEX NIPPLE - SPECIAL THREADS
DMH25F253.06X7	2 1/2" MNST X 2 1/2" M (3.067 X 7)	BRASS HEX NIPPLE
DMH25F253.07X6	2 1/2" MNST X 2 1/2" M (3.07 X 6)	BRASS HEX NIPPLE - SPEC THREADS
DMH25F253.17X6	2-1/2" MNST X 2-1/2" OKC (3.17X6)	BRASS MALE ADPTR - SPEC THRS
DMH25F253.23X6	2 1/2" MNST X 2 1/2" M (3.23 X 6)	BRASS DBL MALE ADPTR - SPEC THRS
DMH25F25F	DBL MALE 2.5" MNST X 2.5" MNST	BRASS HEX NIPPLE
DMH25F25F-D	DBL MALE HEX 2.5 NST X 2.5 NST	DOMESTIC
DMH25F25NYC	2-1/2" MNST X 2-1/2" MNYC BRASS	DBL MALE HEX NIPPLE
DMH25F25NYFD	DBL M HX NPL 2.5" MNST X 2.5" MNYFD	
DMH25F25QST	2-1/2" MNST X 2-1/2" MQST BRASS	DBL MALE ADPT - SPEC THREADS
DMH25F30F	DBL MALE 2.5" MNST X 3" MNST	BRASS HEX NIPPLE
DMH25NYC1ST	2-1/2" MNYC X 1-1/2" MNPT BRASS DBL	MALE HEX NIPPLE
DMH25NYC20T	***DO NOT USE THIS PART NUMBER**	BRASS HEX NIPPLE
DMH25NYFD20T	***DO NOT USE THIS PART NUMBER**	*** USE DMH2025NYFD ***
DMH25NYFD25NYFD	2.5" MNYFD X 2.5" MNYFD BR HX NPL	
DMH25QST25QST	2.5 QST X 2.5 QST DBL MALE HEX	
DMH25T30T	2-1/2" MNPT X 3" MNPT DOUBLE	MALE HEX NIPPLE, BRASS
DMH25WCT25WCT	2.5" M WCT X 2.5" M WCT	DBL MALE HEX NIPPLE-BRASS ADAPTER
DMH3025	DBL MALE 3" MNPT X 2.5" MNPSH	BRASS HEX NIPPLE
DMH3025BA	3" MNPT X 2.5" MBA BR DBL M HEX	
DMH3025CH	3" MNPT X 2-1/2" M CHICAGO, IL	(2.99 X 7.5) DOUBLE MALE HEX, BR
DMH3025CSA	3" MNPT X 2-1/2" MCSA (3.125X5)	BRASS MALE HEX NIPPLE - SPEC THRS
DMH3025F	DBL MALE 3" MNPT X 2.5" MNST	BRASS HEX NIPPLE
DMH3025F-D	DBL MALE HEX 2.5 NST X 3 NPT	DOMESTIC
DMH3025F-WS	3" MNPT X 2-1/2" FNH DBL MALE	HEX NIPPLE W/SCREEN BRASS
DMH3025NYC	3" MNPT X 2.5" MNYC DOUBLE MALE	HEX, CAST BRASS
DMH3025NYFD	3" MNPT X 2-1/2" MNYFD BR HEX NIPL	
DMH3025PT	3" MNPT X 2-1/2" M PITT (3.06 X 6)	BRASS HEX NIPPLE
DMH3025QST	3" MNPT X 2.5" MQST BR DBL M HEX	
DMH3025WCT	3" MNPT X 2.5" MWCT BR DBL M HEX	
DMH3030	DBL MALE 3 NPT X 3 NPSH	BRASS HEX NIPPLE
DMH3030F	3" NPT X 3" NST DBLE MALE	BRASS HEX NIPPLE
DMH3030F-D	DBL MALE HEX 3 NST X 3 NPT	DOMESTIC
DMH3030NYFD	3" MNPT X 3" MNYFD DOUBLE MALE	HEX ADAPTER-SPECIAL ORDER
DMH30NV30T	3" M NAVY THREAD X 3" MNPT	BRASS ADAPTR
DMH4040	DBL MALE 4 NPT X 4 NPSH	BRASS HEX NIPPLE
DMH4040F	DBL MALE 4" M NPT X 4" M NST	BRASS HEX NIPPLE
DMH4045F	DBL MALE 4 NPT X 4 1/2 NST	BRASS HEX NIPPLE
DMH4045F-D	4" MNPT X 4-1/2" MNST BRASS HEX	DOMESTIC 1.87" NPT THD LENGTH
DMH40F40F	4" MNST X 4" MNST BRASS	DBL MALE HX NPL
DMH5050F	5" MNPT X 5" MNST DBL MALE	BRASS HEX NIPPLE
DMH6045F	6" MNPT X 4 1/2" MNST DBL MALE	BRASS HEX NIPPLE
DMH6060	6" MNPT X MNPSH BRASS HEX NIPPLE	
DMH6060F	6" NPT MALE X 6" NST MALE	BRASS HEX NIPPLE
DMH6060F-D	6" MNST X 6" FIPT	double male brass hex
DMH7515F	DBL MALE 3/4 NPT X 1.5" NST	BRASS HEX NIPPLE
DMH75T15S	3/4" MNPT X 1.5" MNPSH	
DMOCA40225F	4" FNPT X (2) 2-1/2" MNH EXPOSED	HYDRANT ASSY - CAST BRASS
DMOCA60225F	6" FNPT X (2) 2-1/2" MNH EXPOSED	HYDRANT ASSY - CAST BRASS
DMP1515	1 1/2 X 1 1/2 NPSH DBL MALE PIN LUG	BRASS
DMP1515F	1 1/2 X 1 1/2 NST DBL MALE PIN LUG	BRASS
DMP15F15T	1-1/2" MNST X 1-1/2" MNPT DBL MALE	PIN LUG BRASS
DMP15S15T	1-1/2" MNPSH X 1-1/2" MNPT BRASS	PIN LUG ADAPTER
DMP2525	2 1/2 X 2 1/2 NPSH DBL MALE PIN LUG	BRASS
DMP2525F	DBL M PIN LUG 2.5" MNST X 2.5" MNST	BRASS
DMP25BA25BA	2-1/2" M BA X 2-1/2" M BA BRASS	PINLUG ADAPTER
DMP25BA25S	2-1/2" M BA X 2-1/2" MNPSH BRASS	PINLUG ADAPTER
DMP25BA25T	2-1/2" M BA (3.00X8) X 2-1/2" MNPT	BRASS PIN LUG ADAPTER
DMP25CSA25CSA	2-1/2" M CSA X 2-1/2" M CSA	BRASS PINLUG ADAPTER
DMP25F25S	2 1/2 MNST X 2 1/2 MNPSH BRASS	DOUBLE MALE, PIN LUG
DMP25F25T	2-1/2" MNST X 2-1/2" MNPT DOUBBLE	MALE P/L BRASS
DMR1515	1-1/2" MNPSH X 1-1/2" MNPSH	DBL MALE R/L BRASS
DMR1515F	1-1/2" MNST X 1-1/2" MNST	DOUBLE MALE R/L BRASS
DMR1515F-C	1-1/2" Mnh X 1-1/2" Mnh RI Dbl Male	POL & CHR BRASS
DMR15F15T	1-1/2" MNST X 1-1/2" MNPT DBL	MALE R/L BRASS
DMR2525	2-1/2" MNPSH X 2-1/2" MNPSH	DOUBLE MALE R/L, BRASS
DMR25253.07X8	2 1/2" MNPT X 2 1/2" M (3.07 X 8)	DBL MALE R/L BRASS
DMR2525F	2-1/2" MNST X 2-1/2" MNST	DOUBLE LUG R/L, BRASS
DMR2525F-C	2-1/2" Mnh X 2-1/2" Mnh RI Dbl Male	POL & CHR BRASS
DMR40NV40NV	4" NAVY SPECIAL THREAD MALE X	4" NAVY SPECIAL THERAD MALE, RL BR
DPW	Bronze Drum Plug Wrench	Non-Sparking
DSCV100	1" Brass FNPT Domestic Swing	Check Valve
DSCV125	1-1/4" Brass FNPT Domestic Swing	Check Valve
DSCV150	1-1/2" Brass FNPT Domestic Swing	Check Valve
DSCV200	2" Brass FNPT Domestic Swing	Check Valve

DSCV50	1/2" Brass FNPT Domestic Swing	Check Valve
DSCV75	3/4" Brass FNPT Domestic Swing	Check Valve
DWGO50	Brass Industrial Grade Spray Nozzle	1/2" FNPT Inlet w/Blue Rbr Cover
E10F10-B	1-1/4" Brass F-NPTF Straight	Through Plug
E10M10-B	1-1/4" Brass M-NPTF Straight	Through Male Plug
E12F12-B	1-1/2" Brass F-NPTF Straight	Through Plug
E12M12-B	1-1/2" Brass M-NPTF Straight	Through Male Plug
E16F16-B	2" Brass F-NPTF Straight Through	Plug
E16M16-B	2" Brass M-NPTF Straight Through	Male Plug
E-1EF1-B	1/8" S.T. COUPLER, 1/8" NPTF	201197-2
E-1EM1-B	1/8" S.T. COUPLER, 1/8" M-NPTF	201198-2
E1F1-B	1/8" STR8-THRU NIP, 1/8" NPTF, BRAS	300028-1
E1M1-B	1/8" S.T. NIPPLE, 1/8" M-NPTF, BRAS	300036-1
E2BF2-B	1/4" STR8-THRU NIP, 1/4" BSPP, BRAS	300177-2
E2F2-B	1/4" STR8-THRU NIP, 1/4" NPTF, BRAS	300028-2
E2F2-B-7	1/4" STR8-THRU NIP, BRASS, PLATED	300389-2
E-2HF2-B	1/4" ISO-B COUP, BR, NEOPRENE	200034-2
E2M2-B	1/4" S.T. NIPPLE, 1/4" M-NPTF, BRAS	300036-2
E2S2-B	1/4" Brass Straight Through	Standard Hose Barb Plug
E3BF3-B	3/8" STR8-THRU NIPP, 3/8" BSPP, BRA	300177-3
E3F3-B	3/8" STR8-THRU NIP, 3/8" NPTF, BRAS	300028-3
E3M2-B	3/8" S.T. NIPPLE, 1/4" M-NPTF, BRAS	300036-3-2
E3M3-B	3/8" S.T. NIPPLE, 3/8" M-NPTF, BRAS	300036-3
E3S3-B	3/8" Brass Straight Through	Standard Hose Barb Plug
E4BF4-B	1/2" STR8-THRU NIP, 1/2" BSPP, BRAS	300177-4
E4F4-B	1/2" STR8-THRU NIP, 1/2" NPTF, BRAS	300028-4
E4F4-B-8	1/2" STR8-THRU NIP, 1/2" NPTF, NICKE	300225-4
E4M4-B	1/2" S.T. NIPPLE, 1/2" M-NPTF, BRAS	E4M4-B
E4S4-B	1/2" Brass Straight Through	Standard Hose Barb Plug
E6BF6-B	3/4" STR8-THRU NIP, 3/4" BSPP, BRAS	300177-6
E6F6-B	3/4" STR8-THRU NIP, 3/4" NPTF, BRAS	300028-6
E-6HF6-B	3/4" ISO-B COUPLER, 3/4" NPTF, BRAS	200034-6
E6M6-B	3/4" S.T. NIPPLE, 3/4" M-NPTF, BRAS	300036-6
E6M6-B-C1	3/4" S.T. NIPPLE, 3/4" M-NPTF, BRAS	300919-6
E6S6-B	3/4" Brass Straight Through	Standard Hose Barb Plug
E8BF8-B	1" STR8-THRU NIP, 1" BSPP, BRASS	300177-8
E8F8-B	1" STR8-THRU NIPPLE, 1" NPTF, BRASS	300028-8
E8M8-B	1" STR8-THRU NIP, 1" M-NPTF, BRASS	300036-8
E8M8-B-C1	1" S.T. NIPPLE, 1" M-NPTF, BRASS	300919-8
E8S8-B	1" Brass Straight Through	Standard Hose Barb Plug
ECBH84023BODY	END 4" FNPT X (2) 3" FNPT UNIVERSAL	CONNECTION BODY BR - 25-416-00001
ECBH86033BODY	END 6" FNPT X (3) 3" FNPT UNIVERSAL	CONNECTION BODY - BRASS
ECBH86043BODY	END 6" FNPT X (4) 3" FNPT UNIVERSAL	CONNECTION BODY BR- 25-416-00008
ECBH86063BODY	END 6" FNPT X (6) 3" FNPT UNIVERSAL	CONNECTION BODY - CAST BRASS
E-H2F2-B	1/2" ISO-B NIP, BRASS, NEOPRENE	100026-2
E-H6F6-B	3/4" ISO-B NIPPLE, 3/4" NPTF, BRASS	100026-6
EL2F2F	1/4" NPTF 90° Female Pipe Elbow	125# Brass, Extruded
EL2H1M	1/4" Hose ID x 1/8" NPTF, Brass	Male Insert 90° Elbow, Forged
EL2H2M	1/4" Hose ID x 1/4" NPTF, Brass	Male Insert 90° Elbow, Forged
EL3F3F	3/8" NPTF 90° Female Pipe Elbow	125# Brass, Extruded
EL3H3M	3/8" Hose ID x 3/8" NPTF, Brass	Male Insert 90° Elbow, Forged
EL4F4F	1/2" NPTF 90° Female Pipe Elbow	125# Brass, Extruded
EL4H4M	1/2" Hose ID x 1/2" NPTF, Brass	Male Insert, 90° Elbow, Forged
EL5H4M	5/8" Hose ID x 1/2" NPTF, Brass	Male Insert 90° Elbow, Forged
EL6H4M	3/4" Hose ID x 1/2" NPTF, Brass	Male Insert 90° Elbow, Forged
EL8H8M	1" Hose ID x 1" NPTF, Brass	Male Insert 90° Elbow, Forged
EL90100B	1" FNPT Threaded 90° Elbow	125# Brass
EL90150B	1-1/2" FNPT Threaded 90° Elbow	125# Brass
EL90200B	2" FNPT Threaded 90° Elbow	125# Brass
ENBG1	Extended Nozzle Pistol Grip Safety	Blow Gun
ER10125	1" EXPANSION RING, 1-1/4" LONG	BRASS
ER1510	1 1/2 EXPANSION RING, 1" LONG	
ER15125	1 1/2 EXPANSION RING, 1-1/4" LONG	
ER1575	85/15 Red Brass Expansion Ring,	1-1/2" ID, 3/4" OD
ER1587	1 1/2 EXPANSION RING, 7/8 LONG	
ER17125	1-3/4" EXPANSION RING, 1-1/4" LONG	BRASS
ER27125	2 7/16 EXPANSION RING, 1 1/4" LONG	BRASS
ER27150	2-1/2" EXP RING, 1-1/2" LONG	BRASS
ER3020	3" EXPANSION RING, 2" LONG	BRASS
F-10EF10-B	1 1/4" STR8-THRU COUP, 1 1/4" NPTF,	200096-10
F-10EF10-B-LS	1 1/4" STR8-THRU COUP, 1 1/4" NPTF,	200102-10
F-10HBF10-B	1 1/4" ISO-B COUP, 1 1/4" BSPP, BR	200211-10
F-10HF10-B	1 1/4" ISO-B COUPL, 1 1/4" NPTF, BR	200031-10
F-10VBF10-B	1 1/4" H-STYLE COUP, 1 1/4" BSPP, BR	200518-10
F-10VF10-B	1 1/4" H-STYLE COUP, 1 1/4" NPTF, BR	200328-10
F-12EF12-B	1 1/2" STR8-THRU COUP, 1 1/2" NPTF,	200096-12
F-12EF12-B-LS	1 1/2" STR8-THRU COUP, 1 1/2" NPTF,	200102-12
F-12HBF12-B	1-1/2" ISO-B Coupler, Brass, Viton,	200211-12
F-12HF12-B	1 1/2" ISO-B COUPL, 1 1/2" NPTF, BR	200031-12
F-12HF12-B-E	1 1/2" ISO-B COUPL, 1 1/2" NPTF, BR	
F-12VBF12-B	1 1/2" H-STYLE COUP, 1 1/2" BSPP, BR	200518-12
F-12VF12-B	1 1/2" H-STYLE COUP, 1 1/2" NPTF, BR	200328-12
F-12VF12-B-E	1 1/2" H-COUP, 1 1/2" NPTF, BRASS,	200478-12
F-12VM12-B	1 1/2" H-STYLE COUP, 1 1/2" M-NPTF,	200404-12
F-16EF16-B-BLS	2" STR8-THRU COUP, 2" NPTF, BRASS	200699-16
F-16EF16-B-LS	2" STR8-THRU COUP, 2" NPTF, BRASS	200102-16
F-16VBF16-B	2" H-STYLE COUPLER, 2" BSPP, BRASS	200518-16
F-16VF16-B	2" H-STYLE COUPLER, 2" NPTF, BRASS	200328-16
F-16VF16-B-E	2" H-COUP 2" NPTF, BRASS, UNVALVED	200478-16
F-1AF1-B-C1	1/8" HI-PRESS COUPLER, 1/8" NPTF	200799-1
F-1AM1-B-E	1/8" HI-PRESS COUPLER, 1/8" M-NPTF	200780-1
F-1EF1-B	1/8" STR8-THRU COUP, 1/8" NPTF, BRA	200096-1
F-1EM1-B	1/8" S.T. COUPLER, 1/8" M-NPTF, BRA	200097-1
F-1H-BSKIT	1/8" ISO-B SEAL KIT, BRASS, VITON	140088-1
F-1HF1-B	1/8" ISO-B COUPLER, 1/8" NPTF, BRAS	200031-1
F-2AE2-B-C1	1/4" HI PRESS COUP, 1/4" REUSE HOSE	201240-2
F-2AF2-B	1/4" HI-PRESS COUPLER, 1/4" NPTF	200722-2

F-2AF2-B-BV	1/4" HI-PRESS COUPLER, 1/4" NPTF	200878-2	
F-2AM2-B	1/4" HI-PRESS COUPLER, 1/4" M-NPTF	201104-2	
F-2AM2-B-C1	1/4" HI-PRESS COUPLER, 1/4" M-NPTF	201047-2	
F-2DB2-B	1/4" IND COUP, 1/4" PUSH-LOC, VITON	200612-2	
F-2DB3-B	1/4" IND COUPLER, 3/8" P-LOC, BRASS	200612-2-3	
F-2DF1-B	1/4" IND COUPLER, 1/8" NPTF, BRASS	200435-2-1	
F-2DF1-B-SV	1/4" IND COUPLER, 1/8" NPTF, BRASS	200517-2-1	
F-2DF2-B	1/4" IND COUPLER, 1/4" NPTF, BRASS	200435-2	
F-2DF2-B-BV	1/4" IND COUPLER, 1/4" NPTF, BRASS	200613-2	
F-2DF2-B-C1	1/4" IND COUPLER, 1/4" NPTF, BRASS	200932-2	
F-2DF2-B-E	1/4" IND COUPLER, 1/4" NPTF, BRASS	201201-2	
F-2DF3-B	1/4" IND COUPLER, 3/8" NPTF, BRASS		420118
F-2DK3-B	1/4" IND COUPLER, 3/8" X 11/16" REU	200497-2-K3	
F-2DM1-B	1/4" IND COUPLER, 1/8" M-NPTF, BRAS	201073-2-1	
F-2DM2-B	1/4" IND COUPLER, 1/4" M-NPTF, BRAS		410189
F-2DM2-B-C1	1/4" IND COUPLER, 1/4" M-NPTF, BRAS	200933-2	
F-2DS2.5-B	1/4" IND COUPLER, 5/16" BARB BRASS	200898-2-2.5	
F-2DS2-B	1/4" IND COUPLER, 1/4" HOSE BARB	200898-2	
F-2DS3-B-BV	1/4" IND COUPLER, 3/8" BARB, BRASS	200627-2-3	
F-2EF2-B	1/4" ST Coup, 1/4" NPTF, Brass w/Viton	200096-2	
F-2EF2-B-LS	1/4" STR8-THRU COUP, 1/4" NPTF, BRAS	200102-2	
F-2EM2-B	1/4" ST Coup, 1/4" M-NPTF, Brass, Viton	200097-2	
F-2FB3-B	1/4" IND COUP, 3/8" PUSH LOC, VITON	201164-2-3	
F-2FF1-B	1/4" IND COUPLER, 1/8" NPTF, BRASS	200541-2-1	
F-2FF2-B	1/4" IND COUPLER, 1/4" NPTF, BRASS		420946
F-2FF3-B	1/4" IND COUPLER, 3/8" NPTF, BRASS	200541-2-3	
F-2FM1-B	1/4" IND COUPLER, 1/8" M-NPTF, BRASS	200742-2-1	
F-2FM1-B-BV-BS	1/4" IND COUPLER, 1/8" M-NPTF, BRASS	201106-2-1	
F-2FM2-B	1/4" IND COUPLER, 1/4" M-NPTF, BRAS	200742-2	
F-2FM2-B-C1	1/4" IND COUPLER, 1/4" M-NPTF, BRAS	201004-2	
F-2FM3-B	1/4" IND COUPLER, 3/8" M-NPTF, BRAS		
F-2FS2.5-B	1/4" IND COUPLER, 5/16" BARB, BRASS	200402-2-2.5	
F-2FS2.5-B-BS	1/4" IND COUPLER, 5/16" BARB, BRASS	201053-2-2.5	
F-2FS2-B	1/4" IND COUPLER, 1/4" BARB, BRASS	200402-2	
F-2FS2-B-E	1/4" IND COUPLER, 1/4" BARB, BRASS	200415-2	
F-2HBF2-B	1/4" ISO-B COUPLER, 1/4" BSPP, BRASS	200211-2	
F-2H-BRKIT	1/4" ISO-B REPAIR KIT BRASS VITON	140098-2	
F-2HF2-B	1/4" ISO-B COUPLER, 1/4" NPTF, BRAS	200031-2	
F-2HF2-B-E	1/4" ISO-B COUPLER, 1/4" NPTF, BRAS	200791-2	
F-2HF2-B-SV	1/4" ISO-B Coupler, SV, Viton, Bras	201090-2	
F-2HF2-B-VA-LS	1/4" ISO-B COUPLER, 1/4" NPTF, BRAS	200795-2	
F-2HF2-B-XS	1/4" ISO-B Coupler, Brass, 303 Slv	201036-2	
F-2HF2-B-ZS	1/4" ISO B COUP, 1/4" NPTF	201170-2	
F-2IF2-B	1/4" TRUFLATE COUP, 1/4" NPTF	201206-2	
F-2JM2-B	1/4" TRU FLATE COUP, 1/4" M-NPTF	201228-2	
F-2VF2-B	1/4" H-STYLE COUPL, 1/4" NPTF, BRAS	200328-2	
F-2VF2-B-E	1/4" H-COUPLER, 1/4" NPTF, BRASS, U	200478-2	
F-2VF2-B-LS	1/4" H-STYLE COUPL, 1/4" NPTF, BRAS	201015-2	
F-2VM2-B	1/4" H-STYLE COUP, 1/4" M-NPTF, BRA	200404-2	
F-3DF2-B	3/8" IND COUP, 1/4" NPTF, VITON	200435-3-2	
F-3DF3-B	3/8" IND COUPLER, 3/8" NPTF, BRASS	200435-3	
F-3DM2-B	3/8" IND COUP, 1/4" NPTF, VITON	201073-3-2	
F-3DS2-B	3/8" IND COUPLER, 1/4" HOSE BARB	200898-3-2	
F-3DS3-B	3/8" IND COUPLER, 3/8" HOSE BARB	200898-3	
F-3DS3-B-SV	3/8" IND COUPLER, 3/8" BARB, BRASS	200927-3	
F-3EF3-B	3/8" Straight-Thru, 3/8" NPTF Brass	200096-3	
F-3EF3-B-LS	3/8" STR8-THRU COUP 3/8" NPTF BRASS	200102-3	
F-3EM3-B	3/8" Straight-Thru, 3/8" M-NPTF, Vi	200097-3	
F-3HBF3-B	3/8" ISO-B COUPLER, 3/8" BSPP, BRASS	200211-3	
F-3H-BRKIT	3/8" Iso-b Repair Kit Brass Viton	140098-3	
F-3HF3-B	3/8" ISO-B COUPLER, 3/8" NPTF, BRASS	200031-3	
F-3HF3-B-8	3/8" ISO-B COUPLER, 3/8" NPTF	201099-3	
F-3HF3-B-C1	3/8" ISO-B COUP, 3/8" NPTF, BRASS	201105-3	
F-3HF3-B-E	3/8" ISO-B COUPLER, 3/8" NPTF, BRASS	200791-3	
F-3HF3-B-XS	3/8" ISO-B COUPLER, 3/8" NPTF, BRASS	201036-3	
F-3VBF3-B	3/8" H-STYLE COUPL, 3/8" BSPP, BRAS	200518-3	
F-3VF3-B	3/8" H-STYLE COUPL, 3/8" NPTF, BRAS	200328-3	
F-3VF3-B-E	3/8" H-COUPLER, 3/8" NPTF, BRASS, U	200478-3	
F-3VM3-B	3/8" H-STYLE COUP, 3/8" M-NPTF, BRA	200404-3	
F-4DF3-B	1/2" IND COUPLER, 3/8" NPTF, BRASS	200435-4-3	
F-4DF4-B	1/2" IND COUPLER, 1/2" NPTF, BRASS		420375
F-4DF4-B-BV	1/2" IND COUPLER, 1/2" NPTF, BRASS	200613-4	
F-4DF4-B-BV-LS	1/2" IND COUP, 1/2" NPTF, VITON	200161-4	
F-4DF6-B-BV-LS	1/2" IND COUPLER, 3/4" NPTF, BRASS	200161-4-6	
F-4DM3-B	1/2" IND COUPLER, 3/8" M-NPTF, BRAS	200294-4-3	
F-4DM4-B	1/2" IND COUPLER, 1/2" M-NPTF, BRAS	200294-4	
F-4DM6-B	1/2" IND COUPLER, 3/4" M-NPTF, BRAS	200294-4-6	
F-4DM6-B-BV-LS	1/2" IND COUPLER, 3/4" M-NPTF, BRAS	200162-4-6	
F-4DS4-B	1/2" IND COUPLER, 1/2" BARB, BRASS		420456
F-4EF4-B	1/2" STR8-THRU COUP, 1/2" NPTF, BRA	200096-4	
F-4EF4-B-LS	1/2" STR8-THRU COUP, 1/2" NPTF, BRA	200102-4	
F-4EM4-B	1/2" S.T. COUPLER, 1/2" M-NPTF, BRA	200097-4	
F-4EM4-B-LS	1/2" S.T. COUPLER, 1/2" M-NPTF, BRA	200103-4	
F-4HBF4-B	1/2" ISO-B COUPLER, 1/2" BSPP, BRAS	200211-4	
F-4H-BRKIT	1/2" ISO-B REPAIR KIT, BRASS, VITON	140098-4	
F-4HF4-B	1/2" ISO-B COUPLER, 1/2" NPTF, BRAS	200031-4	
F-4HF4-B-C1	1/2" ISO-B COU, 1/2" NPT CLN, BR, FKM	201105-4	
F-4HF4-B-E	1/2" ISO-B COUPLER, 1/2" NPTF, BRAS	200791-4	
F-4PS4-B	THOR COUPLER, 1/2" BARB, BRASS	200897-4	
F-4PS6-B	THOR COUPLER, 3/4" BARB, BRASS	200897-4-6	
F-4VBF4-B	1/2" H-STYLE COUPL, 1/2" BSPP, BRAS	200518-4	
F-4VF4-B	1/2" H-STYLE COUPL, 1/2" NPTF, BRAS	200328-4	
F-4VF4-B-E	1/2" H-COUPLER, 1/2" NPTF, BRASS, U	200478-4	
F-4VM4-B	1/2" H-STYLE COUP, 1/2" M-NPTF, BRA	200404-4	
F-6EBF6-B	3/4" STR8-THRU COU, 3/4" BSPP, VITO	200540-6	
F-6EF6-B	3/4" STR8-THRU COUP, 3/4" NPTF, BRA	200096-6	
F-6EF6-B-C1	3/4" Str8-Thru Coupler, Oxyclean	201091-6	

F-6EF6-B-LS	3/4" STR8-THRU COUP, 3/4" NPTF, BRA	200102-6
F-6EM6-B	3/4" S.T. COUPLER, 3/4" M-NPTF, BRA	200097-6
F-6EM6-B-LS	3/4" S.T. COUPLER, 3/4" M-NPTF, BRA	200103-6
F-6ES6-B	3/4" S.T. COUPLER, 3/4" BARB, BRASS	200098-6
F-6ES6-B-LS	3/4" S.T. COUPLER, 3/4" BARB, BRASS	200104-6
F-6HBF6-B	3/4" ISO-B COUPLER, 3/4" BSPP, BRAS	200211-6
F-6H-BRKIT	3/4" ISO-B REPAIR KIT, BRASS, VITON	140098-6
F-6HF6-B	3/4" ISO-B COUPLER, 3/4" NPTF, BRAS	200031-6
F-6HF6-B-B	3/4" ISO-B Coup, Nickel, Viton, Brs	201099-6
F-6HF6-B-ZFS	3/4" ISO-B COUPLER, 3/4" NPTF, BRAS	200755-6
F-6VBF6-B	3/4" H-STYLE COUPL, 3/4" BSPP, BRAS	200518-6
F-6VFF6-B	3/4" H-STYLE COUPL, 3/4" NPTF, BRAS	200328-6
F-6VFF6-B-E	3/4" H-COUPLER, 3/4" NPTF, BRASS, U	200478-6
F-6VFF6-B-E-C1	3/4" H-STYLE COUPLER, OXYCLEAN, FKM	201101-6
F-6VFF6-B-E-LS	3/4" H-COUPLER, 3/4" NPTF, BRASS, U	200650-6
F-6VM6-B	3/4" H-STYLE COUP, 3/4" M-NPTF, BRA	200404-6
F-6VM6-B-LS	3/4" H-STYLE COUP, 3/4" M-NPTF, BRA	200921-6
F-8EF8-B	1" STR8-THRU COUP, 1" NPTF, BRASS	450734
F-8EF8-B-C1	1" STR8-Thru, Viton, Oxyclean	201091-8
F-8HBF8-B	1" ISO-B COUPLER, 1" BSPP, BRASS	200211-8
F-8H-BRKIT	1" ISO-B REPAIR KIT, BRASS, VITON	140098-8
F-8HF8-B	1" ISO-B COUPLER, 1" NPTF, BRASS	200031-8
F-8HF8-B-LS	1" ISO-B COUPLER, 1" NPTF, BRASS	200151-8
F-8HF8-B-ZFS	1" ISO-B COUPLER, 1" NPTF, BRASS	200755-8
F-8VF8-B	1" H-STYLE COUPLER, 1" NPTF, BRASS	200328-8
F-8VF8-B-E	1" H-COUPLER, 1" NPTF, BRASS, UNVAL	200478-8
F-8VF8-B-E-LS	1" H-COUPLER, 1" NPTF, BRASS, UNVAL	200650-8
F-8VM8-B	1" H-STYLE COUPLER, 1" M-NPTF, BRAS	200404-8
FAB150	1-1/2" Alum Female NPSM Short Shank	Coupling w/Brass Nut
FAB150N	1-1/2" Alum Female w/Brass NST Nut	
FAB200	2" Alum Female NPSM Short Shank	Coupling w/Brass Nut
FAB250	2-1/2" Alum Female NPSM Short Shank	Coupling w/Brass Nut
FAB250N	2-1/2" Alum Female w/NST Brass Nut	
FAB300	3" Alum Female NPSM Short Shank	Coupling w/Brass Nut
FAB400	4" Alum Female NPSM Short Shank	Coupling w/Brass Nut
FAB600	6" Alum Female NPSM Short Shank	Coupling w/Brass Nut
FAPRAV250F	2-1/2" FNPT X 2-1/2" MNH FIELD ADJ	PRES RED ANGLE VALVE-BRASS
FAPRAVF250	2-1/2" FNPT X 2-1/2" FNPT FIELD ADJ	PRES RED ANGLE VALVE - BRASS
FAPRAVG250F	2-1/2" Groove x 2.5" MNST Field Adj	PRESSURE REGULATING ANGLE VALVE BR
FAPRAVG250G	2-1/2" GROOVE X 2-1/2" GROOVE ANGLE	FIELD ADJ PRES VALVE BRASS
FAPRVF250	2-1/2" FNPT X 2-1/2" FNPT FIELD ADJ	PRES RED VALVE- STRAIGHT BRASS
FAPRVG250	2-1/2" GRVX 2-1/2" GRV STRAIGHT	FIELD ADJUSTABLE VALVE-BRASS
FBB125	1-1/4" Brass Female NPSM Short	Shank Coupling w/Brass Nut
FBB150	1-1/2" Brass Female NPSM Short	Shanks Coupling w/Brass Nut
FBB200	2" Brass Female NPSM Short	Shanks Coupling w/Brass Nut
FBB250	2-1/2" Brass Female NPSM Short	Shank Coupling w/Brass Nut
FBB300	3" Brass Female NPSM Short Shank	Coupling w/Brass Nut
FBB400	4" Brass Female NPSM Short Shank	Coupling w/Brass Nut
FBV100	1" Brass Imported Ball Valve	Full Port, FNPT, BRCW617N
FBV100SE	1" Brass Solder End Ball Valve	Full Port, BR CW617N
FBV125	1-1/4" Brass Imported Ball Valve	Full Port, FNPT, BRCW617N
FBV125SE	1-1/4" Brass Solder End Ball Valve	Full Port, BR CW617N
FBV150	1-1/2" Brass Imported Ball Valve	Full Port, FNPT, BRCW617N
FBV150SE	1-1/2" Brass Solder End Ball Valve	Full Port, BR CW617N
FBV200	2" Brass Imported Ball Valve	Full Port, FNPT, BRCW617N
FBV200SE	2" Brass Solder End Ball Valve	Full Port, BR CW617N
FBV25	1/4" Brass Imported Ball Valve	Full Port, FNPT, BRCW617N
FBV250	2-1/2" Imported Brass Ball Valve	FNPT, Full Port, BRCW617N
FBV300	3" Imported Brass Ball Valve	FNPT, Full Port, BRCW617N
FBV38	3/8" Brass Imported Ball Valve	Full Port, FNPT, BRCW617N
FBV400	4" Imported Brass Ball Valve	FNPT, Full Port, BRCW617N
FBV50	1/2" Brass Imported Ball Valve	Full Port, FNPT, BRCW617N
FBV50SE	1/2" Brass Solder End Ball Valve	Full Port, BR CW617N
FBV75	3/4" Brass Imported Ball Valve	Full Port, FNPT, BRCW617N
FBV75SE	3/4" Brass Solder End Ball Valve	Full Port, BR CW617N
FBVG100	1" Global Brass Ball Valve	FNPT x FNPT, Full Port
FBVG125	1-1/4" Global Brass Ball Valve	FNPT x FNPT, Full Port
FBVG150	1-1/2" Global Brass Ball Valve	FNPT x FNPT, Full Port
FBVG200	2" Global Brass Ball Valve	FNPT x FNPT, Full Port
FBVG25	1/4" Global Brass Ball Valve	FNPT x FNPT, Full Port
FBVG250	2 1/2" Global Brass Ball Valve	
FBVG300	3" Global Brass Ball Valve fem npt	X Fem NPT,sold box quant. 2
FBVG38	3/8" Global Brass Ball Valve	Fem NPT X Fem NPT
FBVG400	4" Global Brass Ball Valve fem npt	X Fem NPT,sold box quant. 2
FBVG50	1/2" Global Brass Ball Valve	
FBVG75	3/4" Global Brass Ball Valve	
FBVL100	1" Brass Imported Ball Valve, FNPT	Locking Handle, Full Port, CW617N
FBVL125	1-1/4" BR Imported Ball Valve, FNPT	Locking Handle, Full Port, CW617N
FBVL150	1-1/2" BR Imported Ball Valve, FNPT	Locking Handle, Full Port, CW617N
FBVL200	2" BR Imported Ball Valve, FNPT	Locking Handle, Full Port, CW617N
FBVL250	2-1/2" BR Imported Ball Valve, FNPT	Locking Handle, Full Port, CW617N
FBVL300	3" BR Imported Ball Valve, FNPT	Locking Handle, Full Port, CW617N
FBVL400	4" BR Imported Ball Valve, FNPT	Locking Handle, Full Port, CW617N
FBVL50	1/2" BR FNPT X FNPT FULL PORT	BALL VALVE W/LOCKING HANDLE-CW617N
FBVL75	3/4" BRFNPT X FNPT FULL PORT	BALL VALVE W/LOCKING HANDLE-CW617N
FC125	1-1/4" NPSH BRASS CAP WITH CHAIN	PIN LUG
FC150	1.5" NPSH BR CAP W/CHAIN, PL	
FC1501.84X10	1-1/2" (1.84 X 10) PINLUG BRASS CAP	WITH CHAIN - SPECIAL THREADS
FC150BSP	1-1/2" BRASS P/L CAP WITH BSP THRD	(1.882 X 11 TPI) - SPECIAL ORDER
FC150F	1 1/2" NST FEM CAP WITH CHAIN	BRASS, PIN LUG
FC150F-D	1 1/2" NST PIN LUG BR CAP DOMESTIC	
FC150F-D-C	1-1/2" NST PIN LUG BRASS CAP	WITH CHAIN - POL/CHR - DOMESTIC
FC150F-P	1.5" NH PL CAP/CHAIN POLISHED BRASS	
FC150NYC	1-1/2" NYC BR CAP WITH CHAIN	PIN LUG
FC150NYFD	1.5" NYFD BR CAP W/CHAIN, PL	
FC150PCT	1-1/2" BRASS CAP WITH CHAIN	PACIFIC COAST THREAD
FC150T	1-1/2" NPT BR CAP WITH CHAIN	** DOMESTIC PRODUCT **

FC200	2" NPSH BRASS P/L CAP WITH CHAIN	
FC200F	2" NST BRASS P/L CAP WITH CHAIN	
FC250	2 1/2 NPSH BR CAP W/CHAIN	
FC2502.93X7	2-1/2" P/L BRASS CAP WITH CHAIN,	2.93 X 7 SPECIAL THREADS
FC2502.99X7.5	2-1/2" P/L BRASS CAP WITH CHAIN,	2.99 X 7.5 SPECIAL THREADS
FC2503.06X6	2-1/2" (3.06 X 6) BRASS CAP W CHAIN	** SPECIAL THREADS **
FC2503.06X7	2 1/2" BRASS CAP WITH CHAIN,	3.06 X 7 SPECIAL THREADS
FC2503.07X7	2-1/2" (3.07X7) BRASS CAP WITH	CHAIN - SPECIAL THREADS
FC2503.09X6-RC	2-1/2" (3.09 X 6) BR CAP WITH CHAIN	ROUGH CHROME, SPECIAL THRDS
FC2503.11X8	2-1/2" P/L BRASS CAP WITH CHAIN,	3.112 X 8 SPECIAL THREADS
FC2503.12X6	2-1/2" P/L BRASS CAP WITH CHAIN,	3.12 X 6 TPI, SPECIAL ORDER
FC2503.12X7	2-1/2" P/L BRASS CAP WITH CHAIN,	3.12 X 7 SPECIAL THREADS
FC2503.14X8	2-1/2" P/L BRASS CAP WITH CHAIN,	3.14 X 8 TPI SPECIAL THREADS
FC2503.15X7	2-1/2" BRASS CAP WITH CHAIN	(3.156 X 7) SPECIAL THREADS
FC2503.18X8	2-1/2" (3.18X8) BRASS CAP W CHAIN	** SPECIAL THREADS **
FC2503.21X6	2-1/2" BRASS CAP WITH CHAIN	(3.218 X 6) SPECIAL THRDS
FC2503.25X6	2-1/2" BRASS CAP WITH CHAIN	(3.25 X 6) SPECIAL THRDS
FC2503.26X6	2.5" BRASS CAP W 3.26X6 THREAD	
FC2503.31X8	2-1/2" BRASS CAP WITH CHAIN, P/L	(3.31 X 8) SPECIAL THREADS
FC2503.34X6	2-1/2" P/L BRASS CAP WITH CHAIN,	3.34 X 6 TPI SPECIAL THREADS
FC250BA	2.5" FBA BRASS P/L CAP	
FC250CLR	2-1/2" BRASS CAP P/L WITH CHAIN	CLAIRTON, PA THREAD = 3.156 X 6 TPI
FC250CSA	2.5" FCSA BRASS P/L CAP	
FC250-D	2-1/2" NPSH PIN LUG BRASS CAP	WITH CHAIN **DOMESTIC PRODUCT**
FC250F	2.5" NST BR CAP W/CHAIN, PL	
FC250F-C	2-1/2" NST FEM CAP WITH CHAIN	POLISHED & CHROMED BRASS
FC250F-P	2-1/2" NST BRASS CAP WITH CHAIN	POLISHED, P/L
FC250NS	2-1/2" NSZ1 (3.23 X 5) BRASS CAP	WITH CHAIN
FC250NYC	2.5" NYC BR CAP W/CHAIN, PL	
FC250NYC-D	2.5" NYC BRASS CAP W/ CHAIN	**DOMESTIC**
FC250NYC-P	2-1/2" NYC POLISHED BRASS CAP	WITH CHAIN
FC250NYFD	2.5" NYFD BR CAP W/CHAIN, PL	
FC250NYFD-C	2.5" NYFD BRASS CAP WITH CHAIN	
FC250NYFD-P	2-1/2" NYFD CAP WITH CHAIN, POL/BR	POLISHED & CHROME BRASS
FC250QST	2.5" FQST BRASS P/L CAP	
FC250T	2-1/2" NPT BR CAP WITH CHAIN	
FC250TEMPE	2-1/2" BRASS CAP WITH CHAIN P/L	TEMPE AZ THREAD
FC250WCT	2.5" FWCT BRASS P/L CAP	
FC300	3" NPSH CAP W/CHAIN	
FC300F	3" NST BRASS PIN LUG CAP	
FC300F-RC	3" NST PIN LUG CAP WITH CHAIN	ROUGH CHROME BRASS
FC300NV	3" NAVY THREAD BRASS CAP WITH CHAIN	
FC400	4" NPSH BRASS PL CAP WITH CHAIN	
FC400F	4" NST BRASS CAP W/CHAIN	
FC450F	4 1/2 NST BRASS CAP W/ CHAIN	
FC450F/LH	4-1/2" NST LONG HANDLE CAP	
FC450F-D	4-1/2" NST FEM CAP WITH CHAIN	** DOMESTIC **
FC450NYFD	4-1/2" NYFD BRASS CAP WITH CHAIN	
FC500F	5" NST BRASS CAP WITH CHAIN	***NO LONGER AVAILABLE***
FC600	6" NPSH BRASS CAP	
FC600F	6" NST PIN LUG CAP	
FC600F-D	6" NST BR CAP, P/L, DOMESTIC	
FCSB125	1-1/4" Steel Fem Suction Coupling	w/Brass Nut
FCSB150	1-1/2" Steel Fem Suction Coupling	w/Brass Nut
FCSB200	2" Steel Fem Suction Coupling	w/Brass Nut
FCSB250	2-1/2" Steel Fem Suction Coupling	w/Brass Nut
FCSB300	3" Steel Fem Suction Coupling	w/Brass Nut
FCSB400	4" Steel Fem Suction Coupling	w/Brass Nut
FCSB600	6" Steel, Fem Suction Coupling	w/Brass Nut
FD15187	1 1/2 F NPSH DBL JAKT 1 7/8 BOWL	
FD15193	1 1/2 F NPSH DBL JAKT 1 15/16 BOWL	
FD15193F	1 1/2 F NST DBL JAKT 1 15/16 BOWL	
FD15206F	1 1/2" FNST DBL JACKET 2 1/16 BOWL	
FD47-C3	CONTINUOUS FLOW REEL COVER	
FD471-150-100	GLOBAL CONT FLOW REEL 1.5" X 100'	NON-COLLAPS. HOSE, ORIG. W&K DESIGN
FFB101	1/8" Brass Female to Female NPT	Mini Needle Valve, Knurled Knob
FFB102	1/4" Brass Female to Female NPT	Mini Needle Valve, Knurled Knob
FFH1515F	DBL F HX NPL 1.5" FNPT X 1.5" FNST	BRASS ADPTR
FFH1515NYFD	1.5" FNPT X 1.5" FNYFD DBL F HEX	
FFH1515S	1-1/2" FNPT X 1-1/2" FNPSH BRASS	HEX ADAPT
FFH15F15F	1-1/2" FNH X 1-1/2" FNH DOUBLE FEM	HEX NIPPLE - BRASS
FFH15F15NYFD	1-1/2" FNST X 1-1/2" FNYFD DBL	BRASS HEX NIPPLE - SPEC ORDER
FFH15NYFD15NYFD	1.5" FNYFD X 1.5" FNYFD DBL F HEX	
FFH15T15S	1.5" FNPT X 1.5" F NPSH	HEX NIPPLE BRASS
FFH2525F	DBL FEM 2 1/2 FNPT X 2 1/2 FNST	BRASS ADAPTER
FFH2525NYFD	2.5" FNPT X 2.5" FNYFD DBL F HEX	
FFH25BA25BA	2.5" F BA X 2.5" F BA DOUBLE FEMALE	HEX NIPPLE- BRASS
FFH25CSA25CSA	2.5" F CSA X 2.5" F CSA DOUBLE F	HEX NIPPLE-BRASS
FFH25F25F	2-1/2" FNH X 2-1/2" FNH DOUBLE FEM	HEX NIPPLE - BRASS
FFH25QST25QST	2.5" F QST X 2.5" F QST DOUBLE F	HEX NIPPLE-BRASS
FFH25T25BA	2.5" FNPT X 2.5" F BA DOUBLE F	HEX NIPPLE-BRASS
FFH25T25CSA	2.5" FNPT X 2.5" F CSA DOUBLE F	HEX NIPPLE-BRASS
FFH25T25QST	2.5" FNPT X 2.5" F QST DOUBLE F	HEX NIPPLE-BRASS
FFH25T25WCT	2.5" NPT X 2.5" WCT DOUBLE FEMALE	HEX NIPPLE-BRASS
FFH25WCT25WCT	** CANNOT SUPPLY **	
F-H10BF10-B	1 1/4" ISO-B NIPP, 1 1/4" BSPP, BR	100211-10
F-H10F10-B	1 1/4" ISO-B NIPPL, 1 1/4" NPTF, BR	100022-10
F-H12BF12-B	1-1/2" ISO-B Nipple, Viton, Brass	100211-12
F-H12F12-B	1 1/2" ISO-B NIPPL, 1 1/2" NPTF, BR	100022-12
F-H1F1-B	1/8" ISO-B NIPPLE, 1/8" NPTF, BRASS	100022-1
F-H2BF2-B	1/4" ISO-B NIPPLE, 1/4" BSPP, BRASS	100211-2
F-H2F2-B	1/4" ISO-B NIPPLE, 1/4" NPTF, BRASS	100022-2
F-H3BF3-B	3/8" ISO-B NIPPLE, 3/8" BSPP, BRASS	100211-3
F-H3F3-B	3/8" ISO-B NIP, BRASS, VITON	100022-3
F-H3F3-B-8	3/8" ISO-B NIPPLE, 3/8" NPTF	101099-3
F-H3F3-B-C1	3/8" ISO-B NIPP, 3/8" NPTF, BRASS	101105-3
F-H4BF4-B	1/2" ISO-B NIPPLE, 1/2" BSPP, BRASS	100211-4

F-H4F4-B	1/2" ISO-B NIPPLE, 1/2" NPTF, BRASS	100022-4
F-H4F4-B-C1	1/2" ISO-B NIP, 1/2NPT, BR, FKM, CL	101105-4
F-H6B6-B	3/4" ISO-B NIPPLE, 3/4" BSP, BRASS	100211-6
F-H6F6-B	3/4" ISO-B NIPPLE, 3/4" NPTF, BRASS	100022-6
F-H6F6-B-8	3/4" ISO-B COUP, 3/4" NPTF, VITON	101099-6
F-H8B8-B	1" ISO-B NIPPLE, 1" BSP, BRASS	100211-8
F-H8F8-B	1" ISO-B NIPPLE, 1" NPTF, BRASS	100022-8
FHR-C	VINYL/NYLON HOSE REEL COVER	26" COVER
FHR-V1	STYLE V SWING REEL	
FHR-V2	STYLE V SWING WALL REEL	
FHR-V5	STYLE V SWING WALL REEL	
FJB-05-05	5/16" Brass FJIC w/1-Crimp Collar	for Dash-5 PTFE Hose
FJB-06-06	3/8" Brass FJIC w/1-Crimp Collar	for Dash-6 PTFE Hose
FJB-08-08	1/2" Brass FJIC w/1-Crimp Collar	for Dash-8 PTFE Hose
FJB-10-10	5/8" Brass FJIC w/1-Crimp Collar	for Dash-10 PTFE Hose
FJB-12-12	3/4" Brass FJIC w/1-Crimp Collar	for Dash-12 PTFE Hose
FJB-16-16	1" Brass FJIC w/1-Crimp Collar	for Dash-16 PTFE Hose
FJB-20Z-20	1-1/4" Brass FJIC w/1-Crimp Collar	for Dash-20Z PTFE Hose
FM1010	1" FEMALE NPT X 1 MALE NPSH HEX NIP	BRASS
FM1010F	1" F NPT X 1" M NST HEX NIPPLE	BRASS
FM1015F	1" F NPT X 1 1/2" M NST HEX NIPPLE	BRASS
FM1015F-D	BRASS HEX 1 FNPT X 1.5 MNST	DOMESTIC
FM1076	FEMALE X MALE HEX NIPPLE BRASS	1"NPT X 3/4 GHT
FM10F10T	1" F NST X 1" M NPT HEX NIPPLE	BRASS
FM10S76	F TO M HX NPL 1" NPSH X 3/4GHT	BRASS
FM1515	1.5" FNPT X 1.5" MNPSH BR HEX NIP	
FM1515F	1-1/2" FNPT X 1-1/2" MNST BRASS	HEX NIPPLE
FM1515F-D	1-1/2" FNPT X 1-1/2" MNST BRASS	HEX NIPPLE - DOMESTIC PRODUCT
FM1515NYFD	1-1/2" FNPT X 1-1/2" MNYFD BR HEX	
FM1525F	1 1/2" FNPT X 2 1/2" MNST HEX NPL	BRASS
FM1525F-D	BRASS HEX 1.5 FNPT X 2.5 MNST	DOMESTIC
FM1530F	1-1/2" FNPT X 3" MNST F To M	HEX NIPPLE, BRASS
FM15CHT15T	1 1/2" F(1.94X11.5) X 1/2" MNPT	BRASS HEX ADPTR
FM15F15CH	1-1/2" FNST X 1.5" (1.94 X 11.5) M	BRASS HEX NIPPLE - SPECIAL THRDS
FM15F15F	1-1/2" FNST X 1-1/2" MNST BRASS	HEX NIPPLE
FM15F15NYFD	1.5" FNST X 1.5" MNYFD BR HEX NIP	
FM15F15S	1.5" FNST X 1.5" MNPSH BR HEX NIP	
FM15F15S-D	BRASS HEX 1.5 FNST X 1.5 MNPSH	DOMESTIC
FM15F15T	1.5" FEM NST X 1.5" MALE NPT	BRASS HEX NIPPLE
FM15F15T-D	1.5" FEM NST X 1.5" MALE NPT HEX	** DOMESTIC PRODUCT **
FM15F20T	F TO M HX NPL 1 1/2NST X 2NPT	BRASS
FM15F25F	1.5" FNST X 2.5" MNST BR HEX NIP	
FM15F25T	1-1/2" FNST X 2-1/2" MNPT	BRASS HEX NIPPLE
FM15F30F	1 1/2 FNST X 3 MNST HEX	NIPPLE, BRASS
FM15NYFD15F	1.5" FNYFD X 1.5" MNST BR HEX NIP	
FM15NYFD15T	1.5" FNYFD X 1.5" MNPT BR HEX NIP	
FM15NYFD20T	1-1/2" F NYFD X 2" MNPT BRASS HEX	NIPPLE - SPECIAL ORDER
FM15NYFD25NYC	1-1/2" F NYFD X 2-1/2" MNYC BRASS	HEX ADAPTER - SPECIAL ORDER
FM15S15F	1.5" FNPSH X 1.5" MNST BR HEX NIP	
FM15S15F-D	HEX 1.5 FNPSH X 1.5 MNST	DOMESTIC
FM15S15T	1 1/2" FNPSH TO 1 1/2" MNPT	BRASS HEX NIPPLE
FM15S15T-D	HEX 1.5 FNPSH X 1.5 MNPT	DOMESTIC
FM15S20T	1.5" FNPSH X 2" M NPT	HEX NIPPLE-BRASS
FM15S25B	1.5" FNPSH X 2.5" MBA BRASS HEX	BRASS PIPE FITTINGS
FM15S25T	1-1/2" FNPSH X 2-1/2" MNPT BRASS	HEX NIPPLE
FM15T15CHT	1 1/2" FNPT X 1 1/2" M (1.94X11.5)	BRASS HEX ADPTR
FM15T25BA	1.5" FNPT X 2.5" M BA	HEX NIPPLE-BRASS
FM15T25CSA	1.5" F NPT X 2.5" M CSA	HEX NIPPLE-BRASS
FM15T25QST	1-1/2" FNPT X 2-1/2" MQST BRASS	HEX NIPPLE-BRASS
FM15T25WCT	1.5" F NPT X 2.5" M WCT	HEX NIPPLE-BRASS
FM2015	2" FNPT X 1-1/2" MNPSH BRASS	HEX NIPPLE
FM2015F	2" FNPT X 1 1/2" MNST BRASS	HEX NIPPLE
FM2015S	*** DO NOT USE THIS PART NUMBER **	*** USE FM2015 **
FM2020	2" FNPT X 2" MNPSH BRASS HEX NIPPLE	
FM2025	2" FNPT X 2.5" MNPSH BR HEX NIPPLE	
FM2025F	2" FNPT X 2 1/2" MNST BRASS	HEX NIPPLE
FM2025F-D	BRASS HEX 2 FNPT X 2.5 MNST	DOMESTIC
FM2025NYFD	2" FNPT X 2.5" MNYFD BR HEX NPL	
FM2025QST	2" FNPT X 2-1/2" M QST RIGID BRASS	HEX ADAPTER
FM20F15F	2" FNST X 1-1/2" MNST BRASS HEX	NIPPLE
FM20S15	2 NPSH X 1 1/2 NPSH F TO M HEX NPL	BRASS
FM20S15F	2 NPSH X 1 1/2 NST F TO M HEX NPL	BRASS
FM20S15T	2" F NPSH X 1.5" M NPT	HEX NIPPLE-BRASS
FM20S25F	2" FNPSH X 2 1/2" MNST BRASS	HEX NIPPLE
FM20T25BA	2" FNPT X 2-1/2" M BA (3.00 X 8)	BRASS HEX NIPPLE
FM20T25WCT	2" FNPT X 2-1/2" MWCT BRASS	HEX NIPPLE
FM2515	2-1/2" FNPT X 1-1/2" MNPSH HEX NPPL	BRASS - 14-155-00332
FM2525	2 1/2NPT X 2 1/2NPSH F TO M HEX NIP	BRASS
FM25253.06X6	2 1/2" FNPT X 2 1/2" M(3.06X6)	BRASS HEX NIPPLE-SPECIAL THREAD
FM25253.12X6	2-1/2" FNPT X 2-1/2" M (3.12 X 6)	BRASS HEX NIPPLE - SPECIAL THRDS
FM25253.12X6-P	2-1/2" FNPT X 2-1/2" M (3.12 X 6)	BRASS HEX NIPPLE - POLISHED
FM25253.25X5	2 1/2 FNPT X 2 1/2 M(3.25 X 5)	BRASS HEX NIPPLE
FM25253.25X6	2-1/2" FNPT X 2-1/2" M (3.25 X 6)	BRASS HEX NIPPLE - SPEC THREADS
FM25253.31X8	2-1/2" FNPT X 2-1/2" M (3.31 X 8)	BRASS HEX NIPPLE - SPECIAL THREADS
FM2525CN	2 1/2F NPTX2 1/2M NEW CIN THRD	
FM2525F	2.5" FNPT X 2.5" MNST BR HEX NIP	
FM2525F-D	2-1/2" FNPT X 2-1/2" MNST BRASS	HEX NIPPLE, DOMESTIC
FM2525NYC	2-1/2" FNPT X 2-1/2" MNYC BRASS	HEX NIPPLE
FM2525NYFD	2.5" FNPT X 2.5" MNYFD BR NEX NIP	
FM2525QST	2-1/2" FNPT X 2-1/2" MQST BRASS	HEX NIPPLE
FM2525T	2.5" FNPT X 2.5" MNPT BRASS HEX NIP	
FM253.06X615F	2-1/2" F (3.06 X 6) X 1-1/2" MNST	BRASS HEX NIPPLE - SPECIAL THRDS
FM253.06X625F	2-1/2" F (3.06X6) X 2-1/2" MNST	BRASS HEX NIPPLE - SPECIAL THRDS
FM253.06X725F	2-1/2" F (3.06 X 7) X 2-1/2" MNST	BRASS HEX NIPPLE - SPECIAL THREADS
FM253.07X625F	2-1/2" F (3.07 X 6) X 2-1/2" MNST	BRASS HEX NIPPLE - SPECIAL THRDS
FM253.07X820T	2 1/2" F (3.07X8) X 2" MNPT	BRASS HEX ADPTR-SPEC THREAD
FM253.07X825F	2-1/2" F (3.07 X 8) X 2-1/2" MNST	CAST BR HYDR ADPTR - SPEC THRDS

FM253.07X825T	2 1/2" F(3.07X8) X 2 1/2" MNPT	BRASS HEX ADPTR- SPEC THREAD
FM253.18X625T	2-1/2" F (3.187X6) X 2-1/2" MNPT	BRASS HEX NIPPLE-SPECIAL THREADS
FM253.18X725F	2-1/2" F (3.18 X 7) X 2-1/2" MNST	BRASS HEX NIPPLE - SPECIAL THREADS
FM253.21X825F	2-1/2" F (3.215 X 8) X 2-1/2" MNST	BRASS HEX NIPPLE - SPEC THRS
FM253.25X625F	2-1/2" F (3.25 X 6) X 2-1/2" MNST	BRASS HEX NIPPLE - SPECIAL THREADS
FM253.26X625F	2-1/2" F (3.26 X 6) X 2-1/2" MNST	BRASS HEX NIPPLE - SPECIAL THREADS
FM253.31X825F	2-1/2" F (3.31 X 8) X 2-1/2" MNST	BRASS HEX NIPPLE - SPEC THREADS
FM25BA10T	2-1/2" F BA (3.00 X 8) X 1" MNPT	BRASS HEX NIPPLE
FM25BA15T	2.5" F BA X 1.5" MNPT	HEX NIPPLE-BRASS
FM25BA20T	2.5 FBA (3.00X8) X 2 MNPT BRASS HEX	
FM25BA30T	2.5" F BA X 3" MNPT	HEX NIPPLE-BRASS
FM25BA75T	2-1/2" F BA (3.00X8) X 3/4" MNPT	BRASS HEX NIPPLE
FM25CH25F	2 1/2" F CHICAGO (2.99 X 7.5) X	MNST BRASS HEX NIPPLE
FM25CN15F	2 1/2 FEM NEW CINN THD X 1 1/2 MALE	NST HEX NIPPLE
FM25CN15T	2 1/2"CFT(F)X1 1/2"IPT(M)FIRE ADAPT	
FM25CN20T	2 1/2 F NEW CINN THREAD X 2 M NPT	HEX NIPPLE IN BRASS
FM25CN25F	2 1/2" F NEW CINCINNATI X 2 1/2"	MNST BRASS HEX NIPPLE
FM25CN25T	2 1/2" F NEW CINCINNATI X	2 1/2" M NPT
FM25CSA15T	2.5" F CSA X 1.5" MNPT	HEX NIPPLE-BRASS
FM25CSA20T	2.5" F CSA X 2" MNPT	HEX NIPPLE-BRASS
FM25CSA30T	2.5" F CSA X 3" MNPT	HEX NIPPLE BRASS
FM25F10T	2.5" FNST X 1" MNPT BRASS	HEX NIPPLE
FM25F15F	2.5" FNST X 1.5" MNST HEX NIPPLE	BRASS
FM25F15F-D	BR HEX 2.5 FNST X 1.5 MNST	DOMESTIC
FM25F15T	2 1/2 FEM NST X 1 1/2 MALE NPT	BRASS HEX NIPPLE
FM25F15T-D	BRASS HEX 2.5 FNST X 1.5 MNPT	DOMESTIC
FM25F20F	2-1/2" FNST X 2" MNST BRASS ADAPTER	
FM25F20T	2 1/2 FEM NST X 2 MALE NPT	BRASS HEX NIPPLE
FM25F252.98X8	2 1/2" FNST X 2 1/2" M (2.984 X 8)	BRASS HEX NIPPLE-SPEC THREADS
FM25F253.06X6	2-1/2" FNST X 2-1/2" M (3.06 X 6)	BRASS HEX NIPPLE - SPECIAL THREADS
FM25F253.06X8	2-1/2" FNST X 2-1/2" M (3.06 X 8)	BRASS HEX NIPPLE - SPECIAL THREADS
FM25F253.09X6R	2-1/2" FNST X 2-1/2" M (3.09 X 6)	HEX NIPPLE - ROUGH CHROME
FM25F253.12X7.5	2-1/2" FNST X 2-1/2" M DETROIT	(3.12 X 7.5) BR HEX NPL - SPEC THRD
FM25F253.18X6	2-1/2" FMNST X 2-1/2" M (3.18X6)	BRASS HEX NIPPLE - SPEC THRS
FM25F253.25X6	2-1/2" FNST X 2-1/2" (3.25X6) BRASS	HEX ADAPTER - SPECIAL THREADS
FM25F25CH	2-1/2" FNST X 2-1/2" M CHICAGO	(2.99 X 7.5) BRASS HEX NIPPLE
FM25F25CN	2 1/2 FEM NST X 2 1/2 MALE NEW CINN	THREAD HEX NIPPLE
FM25F25F	2.5" FNST X 2.5" MNST BRASS	HEX NIPPLE
FM25F25NYC	2 1/2" FEM NST X 2 1/2" M NYC THD	
FM25F25NYFD	2.5" FNST X 2.5" MNYFD BR HEX NIP	
FM25F25QST	2 1/2" FNST X 2 1/2" MQST (3.031X7)	HEX NIPPLE
FM25F25S	2.5" FNST X 2.5" MNPSH BR HEX NIP	
FM25F25T	2.5" FEM NST X 2.5" MALE NPT	BRASS HEX NIPPLE
FM25F25T-D	2-1/2" FNST X 2-1/2" MNPT BR HEX	NIPPLE - DOMESTIC ONLY
FM25F30F	2 1/2" F NST X 3" M NST HEX	NIPPLE IN BRASS
FM25F30F-RC	2-1/2" FNST X 3" MNST BRASS HEX	NIPPLE, ROUGH CHROME
FM25F30NYFD	2-1/2" FNST X 3" MNYFD BRASS HEX	NIPPLE
FM25F30T	2 1/2 FEM NST X 3 MALE NPT	BRASS HEX NIPPLE
FM25F75T	2 1/2 FEM NST X 3/4 MALE NPT	BRASS HEX NIPPLE
FM25NYC20T	2-1/2" FNVC X 2" MNPT	
FM25NYC25F	2.5" FNVC X 2.5" MNST BR HEX NIP	
FM25NYC25NYC	2.5 FNVC X 2.5 MNYC BR HYD ADAPTER	
FM25NYC25T	2.5" FNVC X 2.5" MNPT BR HEX NIP	
FM25NYFD15T	2-1/2" FNYFD X 1-1/2" MNPT NIPPLE	
FM25NYFD20T	2-1/2" NYFD F X 2" MNPT	BRASS ADAPTER
FM25NYFD25F	2.5" FNYFD X 2.5" MNST	FXM BRASS HEX NIPPLE
FM25NYFD25NYFD	2.5" FNYFD X 2.5" MNYFD	BR HEX NIPPLE
FM25NYFD25T	2.5" FNYFD X 2.5" MNPT BR HEX NIP	
FM25NYFD30NYFD	2-1/2" FNYFD X 3" MNYFD BRASS HEX	NIPPLE
FM25NYFD30T	2.5" FNYFD X 3" MNPT BR HEX NPL	
FM25QST15T	2.5" F QST X 1.5" MNPT	HEX NIPPLE-BRASS
FM25QST20T	2.5" F QST X 2" MNPT	HEX NIPPLE-BRASS
FM25QST25T	2.5 FQST X 2.5 MNPT BRASS HEX	
FM25QST30T	2.5" F QST X 3" MNPT	HEX NIPPLE-BRASS
FM25S25F	2 1/2 NPSH X 2 1/2 NST	BRASS HEX NIPPLE
FM25S25QST	2-1/2" FNPSH X 2-1/2" MQST BRASS	HEX NIPPLE
FM25S25T	2 1/2" FNPSH X 2 1/2" MNPT HEX NPL	BRASS
FM25WCT10T	2-1/2" FWCT (3.25X6) X 1" MNPT	BRASS HEX NIPPLE
FM25WCT15S	2-1/2" FWCT (3.25X6) X 1-1/2" MNPSH	BRASS HEX NIPPLE
FM25WCT15T	2.5" F WCT X 1.5" MNPT	HEX NIPPLE-BRASS
FM25WCT20T	2.5" F WCT X 2" MNPT	HEX NIPPLE-BRASS
FM25WCT25T	2-1/2" FWCT X 2-1/2" MNPT BRASS	HEX NIPPLE
FM25WCT75T	2-1/2" FWCT X 3/4" MNPT BRASS	HEX NIPPLE
FM30253.25X6	3" FNPT X 2-1/2" (3.25 X 6) WCT/AKR	BRASS HEX NIPPLE - SPEC THRS
FM3025CL	3" FNPT X 2-1/2" M CLEVELAND, OH	(3.078 X 8) BRASS HEX NIPPLE
FM3025F	3" FEM NPT X 2.5" MALE NST	BRASS HEX NIPPLE
FM3025NYC	3" FNPT X 2-1/2" MNYC BRASS	HEX NIPPLE - SPECIAL ORDER
FM3025NYFD	3" FNPT X 2-1/2" MNYFD BR HEX NIP	
FM3025Q	3" FNPT X 2-1/2" M QST (3.03 X 7)	BRASS HEX NIPPLE
FM3025RO	3" F NPT X 2-1/2" M ROME, GA	THREAD BRASS
FM3025T	3 FNPT X 2 1/2 MNPT HEX	NIPPLE, BRASS
FM3030F	3" FNPT X 3" MNST BRASS HEX NIPPLE	
FM3030NYFD	3" FNPT X 3" MNYFD BR HEX NIPPLE	
FM30F25F	3" FNST X 2.5" MNST HEX NIPPLE	BRASS
FM30F25T	3 FNSTX 2 1/2 MNPT HEX	NIPPLE, BRASS
FM30F30T	3" FEM NST X 3" MALE NPT	BRASS HEX NIPPLE
FM30F30T-D	BRASS HEX 3 FNST X 3 MNPT	DOMESTIC
FM30S25BA	3" FNPSH X 2.5" MBA BR HEX NIPPLE	
FM30S25CSA	3" FNPSH X 2.5" M CSA	HEX NIPPLE-BRASS
FM30S25F	3 NPSH X 2 1/2 NST F TO M HEX NPL	BRASS
FM30S25QST	3" FNPSH X 2.5" M QST	HEX NIPPLE-BRASS
FM30S25WCT	3" FNPSH X 2.5" M WCT	HEX NIPPLE-BRASS
FM30T25CSA	3" FNPT X 2-1/2" MCSA BRASS	HEX NIPPLE - SPECIAL ORDER
FM4025F	4 FNPT X 2 1/2 MNST BR HEX NIPPLE	
FM4040F	HEX NIPPLE 4FNPT X 4 MNST	BRASS
FM4045F	4" NPT X 4 1/2 NST F TO M HEX NPL	BRASS
FM4050F	4"FNPT X 5"MNST HEX NIPPLE	BRASS (F X M)

FM40F40T	4" FEM NST X 4" MALE NPT HEX NIPPLE	BRASS
FM45F40F	4-1/2" FNST X 4" MNST BRASS HEX NIP	**SPECIAL ORDER **
FM45F40T	4 1/2" FEM NST X 4" MALE NPT	BRASS HEX NIPPLE
FM6045F	6" FNPT X 4-1/2" MNST BRASS HEX	NIPPLE - SPECIAL ORDER
FM6060F	6" FNPT X 6" MNST BRASS HEX NIPPLE	
FM60F60T	6" FEM NST X 6" MALE NPT HEX NIPPLE	
FM7610T	FEMALE X MALE HEX NIPPLE BRASS3/4"	GHT X 1" NPT
FMB1000	1" NPT Brass Hex Nipple for	Welding Metal Hose
FMB250	1/4" NPT Brass Hex Nipple for	Welding Metal Hose
FMB375	3/8" NPT Brass Hex Nipple for	Welding Metal Hose
FMB500	1/2" NPT Brass Hex Nipple for	Welding Metal Hose
FMB750	3/4" NPT Brass Hex Nipple for	Welding Metal Hose
FNB100S	1" NPSH NOZZLE WITH BUMPER	
FNB150NST	1 1/2" NOZZLE NST WITH BUMPER	
FNB150S	1-1/2" NPS NOZZLE WITH BUMPER	
FNB75GHT	3/4" GHT RED THERMOPLASTIC	FIRE HOSE NOZZLE
FNB75GHT-GD	3/4" GHT Sold 25 per Case Only	45" Spray GPM @ 100psi
FNB75S	3/4" NPS Red Thermoplastic Fire	Hose Nozzle w/ Bumper
FP150	1 1/2 NPSH MALE PLUG W/ CHAIN	CAST BRASS
FP150F	1 1/2 NST MALE PLUG W/ CHAIN	BRASS
FP150F-C	1-1/2" NH PL PLUG W/ CHAIN POL CHR	POLISHED BRASS
FP150F-P	1-1/2" NH PL PLUG WITH CHAIN	
FP250	2 1/2 NPSH MALE PLUG W/ CHAIN	
FP2502.93X7	2-1/2" BRASS PLUG WITH CHAIN,	2.93 X 7 SPECIAL THREADS
FP2502.99X7.5	2-1/2" BRASS PLUG WITH CHAIN,	2.99 X 7.5 SPECIAL THREADS
FP2502.99X8	2-1/2" BRASS PLUG WITH CHAIN,	2.99 X 8 SPECIAL THREADS
FP2503.00X6	2-1/2" BRASS PLUG WITH CHAIN,	3.00 X 6 SPECIAL THREAD
FP2503.03X6	2-1/2" BRASS PLUG WITH CHAIN,	3.03 X 6 SPECIAL THREAD
FP2503.03X8	2-1/2" BRASS PLUG WITH CHAIN,	3.03X8 SPECIAL THREADS
FP2503.06X6	2-1/2" BRASS PLUG WITH CHAIN,	3.06 X 6 SPECIAL THREAD
FP2503.06X7	2-1/2" BRASS PLUG WITH CHAIN,	3.06 X 7 SPECIAL THREAD
FP2503.06X8	2-1/2" BRASS PLUG WITH CHAIN,	3.06 X 8 SPECIAL THREADS
FP2503.09X6	2-1/2" P/L BRASS PLUG WITH CHAIN,	3.09 X 6 SPECIAL THREADS
FP2503.09X8	2 1/2" P/L BRASS PLUG WITH CHAIN,	3.09 X 8 SPECIAL THREADS
FP2503.12X7	2 1/2" (3.12 X 7) BRASS PLUG	WITH CHAIN-SPECIAL ORDER
FP2503.17X6	2-1/2" BRASS PLUG WITH CHAIN WITH	3.17 X 6 SPECIAL THREADING
FP2503.18X6	2-1/2 (3.18X6) MALE PLUG WITH CHAIN	
FP2503.18X7	2-1/2" (3.18X7) BRASS PLUG WITH	CHAIN - SPECIAL ORDER
FP2503.21X6	2-1/2" BRASS PLUG WITH CHAIN,	3.21 X 6 THREAD - SPECIAL ORDER
FP2503.31X8	2-1/2" BRASS PLUG WITH CHAIN,	3.31 X 8 THREAD
FP250BA	2.5" BA M PLUG W/ CHAIN	CAST BRASS
FP250BA-D	2.5" BA (3.00 X8) M PLUG W/CHAIN	
FP250CL	2-1/2" CLEV THREAD P/L PLUG WITH	CHAIN IN CAST BRASS
FP250CSA	2.5" CSA M PLUG W/CHAIN	CAST BRASS
FP250F	2 1/2 NST M PLUG W/ CHAIN	CAST BRASS
FP250F-C	2-1/2" NST PLUG WITH CHAIN, P/L	POLISH/CHROME FINISH
FP250F-D	2-1/2" NST PIN LUG BRASS PLUG WITH	CHAIN **DOMESTIC PRODUCT **
FP250F-P	2.5" NH PL PLUG/CHAIN POLISHED BR	
FP250F-RC	2 1/2 NST PLUG W/CHAIN, BRASS	ROUGH CHROME FINISH
FP250NO	2.5" NEW ORLEANS SEWER & WATER BRD	BRASS PLUG (3.18 X 6) WITH CHAIN
FP250NYC	2.5" NYC PLUG W/CHAIN, PL	CAST BRASS
FP250NYFD	2.5" NYFD BR PLUG W/CHAIN, PL	
FP250QST	2.5" QST M PLUG W/CHAIN	CAST BRASS
FP250T	2-1/2" NPT BR PLUG WITH CHAIN	
FP250WCT	2.5" WCT M PLUG W/ CHAIN	CAST BRASS
FP300	3" NPSH BRASS PLUG WITH CHAIN	
FP300F	3" NST PIN LUG PLUG CAST BRASS	
FP300F-C	3" NH BRASS P/L PLUG WITH CHAIN	POL CHR
FP300F-P	3" NST PLUG WITH CHAIN, P/L	POLISHED BRASS
FP300NV	3" NAVY THREAD BRASS PLUG WITH CHN	
FP300NYFD	3" P/L BRASS PLUG WITH CHAIN - NYFD	THREAD
FP300NYFD-C	3" NYFD BRASS PLUG W/ CHAIN, POL/CH	
FP300NYFD-P	3" NYFD BRASS PLUG WITH CHAIN - POL	
FP400	4" NPSH BRASS PLUG, P/L	
FP4004.87X6	4" BRASS PLUG WITH 4.875 X 6 TPI	SPECIAL THREADS
FP400F	4" NST BRASS PLUG WITH CHAIN P/L	
FP450F	4 1/2" NST PLUG W/CHAIN	PIN LUG, BRASS
F-P4M4-B	THOR NIPPLE, 1/2" M-NPTE, BRASS	200889-4
FP500B	2-1/2" NST Brass Master Stream	Nozzle, 500 GPM, FM Approved
FP600F	6" NST BRASS PLUG & CHAIN P/L	
FR3C4025	4" FNPT X (3) 2.5" MNPT 3-WAY OUTLT	CAST BRASS
FR3C6025	6" FNPT X (3) 2-1/2" MNPT THREE WAY	OUTLET - CAST BRASS
FR3C6025F	6" FNPT X (3) 2-1/2" MNST THREE WAY	OUTLET - CAST BRASS
FRC4025	STRAIGHT 4 FNPT X 2 1/2 MNPT ROOF	CONNECTIONS
FRC40252.99X7.5	STRAIGHT 4" FNPT X (2) 2.5" MALE	(2.99 X 7.5) TWO WAY MALE OUTLET
FRC40253.06X7	STRAIGHT 4" FNPT X (2) 2.5" MALE	(3.06 X 7) TWO WAY MALE OUTLET
FRC40253.07X7	STRAIGHT 4" FNPT X (2) 2.5" MALE	(3.07 X 7) TWO WAY MALE OUTLET
FRC40253.12X5	STRAIGHT 4" FNPT X (2) 2.5 MALE	(3.12X5) CSA 2-WAY MALE OUTLET
FRC40253.12X6	STRAIGHT 4" FNPT X (2) 2.5" MALE	(3.12X6) TWO WAY MALE OUTLET
FRC40253.17X6	STRAIGHT 4" FNPT X (2) 2.5" MALE	(3.17X6) TWO WAY MALE OUTLET
FRC40253.23X6PC	STRAIGHT 4" FNPT X (2) 2-1/2" MALE	(3.23 X 6) 2- WAY OUTLET- POL/CHR
FRC40253.25X6	STRAIGHT 4" FNPT X (2) 2.5" MALE	(3.25 X 6) TWO WAY MALE OUTLET
FRC40253.34X6	STRAIGHT 4" FNPT X (2) 2.5" MALE	(3.34 X 6) TWO WAY MALE OUTLET
FRC4025-D	STRAIGHT 4" FNPT X (2) 2 1/2" MNPT	TWO WAY MALE OUTLET-DOMESTIC
FRC4025F	STRAIGHT 4" FNPT X (2) 2-1/2" MNH	TWO WAY MALE OUTLET CAST BRASS
FRC4025F-D	STRAIGHT 4" FNPT X (2) 2-1/2" MNST	TWO WAY MALE OUTLET-DOMESTIC
FRC4025NYC	STRAIGHT 4" FNPT X (2) 2-1/2" MNST	(3.00 X 8) TWO WAY MALE OUTLET
FRC4025NYFD	STRAIGHT 4" FNPT X (2) 2.5" MNST	TWO WAY MALE OUTLET
FRC4025PITT	STRAIGHT 4" FNPT X (2) 2-1/2" MPITT	(3.06 X 6) TWO WAY MALE ROOF CONN
FRC6025	6" FNPT X (2) 2-1/2" MNPT, Cast	Brass Straight Roof Connection
FRC60253.06X6	STRAIGHT 6" FNPT X (2) 2-1/2" MALE	(3.06 X 6) TWO WAY MALE OUTLET
FRC60253.12X7	STRAIGHT 6" FNPT X (2) 2-1/2" MALE	(3.12 X 7) TWO WAY MALE OUTLET
FRC60253.18X8	STRAIGHT 6" FNPT X (2) 2-1/2" MALE	(3.18X8) TWO WAY MALE OUTLET
FRC60253.31X8	STRAIGHT 6" FNPT X (2) 2-1/2" MALE	(3.31 X 8) TWO WAY MALE OUTLET
FRC6025F	6" FNPT X (2) 2-1/2" MNST, Cast	Brass, Straight Roof Connection
FRS15181	1-1/2" NPSH SJ RL CPLG, 1-13/16"	BOWL, BRASS, FEMALE ONLY
FS15175	1 1/2 F NPSH SNGL JAKT 1 3/4 BOWL	

FS15175F	1 1/2 F NST SNGL JAKT 1 3/4 BOWL	
FS15181	1 1/2 F NPSH SNGL JAKT 1 13/16 BOWL	
FS15181F	1 1/2 F NST SNGL JAKT 1 13/16 BOWL	
FS2404-6-6	11/16" Male Flat Face x	3/8" Male NPTF Connector
FS2501-12-12	1-3/16" CS Male Flat Face x	3/4" Male NPTF 90° Elbow
FS25281	2 1/2 F NPSH SNGL JAKT 2 13/16 BOWL	
FS25281F	2 1/2 F NST SNGL JAKT 2 13/16 BOWL	BRASS P/L - FEMALE ONLY
FS25287	2 1/2 F NPSH SNGL JAKT 2 7/8 BOWL	
FS25287F	2 1/2 F NST SJ 2 7/8 BOWL ALUM	
FS-4HF4-B	1/2" ISO-B COUPLER, 1/2" NPTF, BRAS	200614-4
FS-4VF4-B	1/2" H-STYLE COUP, 1/2" NPTF, BRASS	201142-4
FS-H4F4-B	1/2" ISO-B NIPPLE, 1/2" NPTF, BRASS	100614-4
FSNM100T	1" MNPT FIXED SYS NOZZLE	
FSNM75T	3/4" MNPT FIXED SYS NOZZLE	
FS-V4F4-B	1/2" H-STYLE NIPP, 1/2" NPTF, BRASS	101142-4
FT10B	1" FNPT Threaded Female Tee	125# Brass
FT15B	1-1/2" FNPT Threaded Female Tee	125# Brass
FT20B	2" FNPT Threaded Female Tee	125# Brass
FT75B	3/4" FNPT Threaded Female Tee	125# Brass
F-V10BF10-B	1 1/4" H-STYLE NIP, 1 1/4" BSPP, BR	100518-10
F-V10F10-B	1 1/4" H-STYLE NIP, 1 1/4" NPTF, BR	100324-10
F-V12BF12-B	1 1/2" H-STYLE NIP, 1 1/2" BSPP, BR	100518-12
F-V12F12-B	1 1/2" H-STYLE NIP, 1 1/2" NPTF, BR	100324-12
F-V16BF16-B	2" H-STYLE NIPPLE, 2" BSPP, BRASS	100518-16
F-V16F16-B	2" H-STYLE NIPPLE, 2" NPTF, BRASS	100324-16
F-V2BF2-B	1/4" H-STYLE NIPPLE, 1/4" BSPP, BRA	100518-2
F-V2F2-B	1/4" H-STYLE NIPPLE, 1/4" NPTF, BRA	100324-2
F-V2M2-B	1/4" H-STYLE NIPP, 1/4" M-NPTF, BRA	100404-2
F-V3F3-B	3/8" H-STYLE NIPPLE, 3/8" NPTF, BRA	100324-3
F-V3M3-B	3/8" H-STYLE NIPP, 2/8" M-NPTF, BRA	100404-3
F-V4BF4-B	1/2" H-STYLE NIPPLE, 1/2" BSPP, BRA	100518-4
F-V4F4-B	1/2" H-STYLE NIPPLE, 1/2" NPTF, BRA	100324-4
F-V4M4-B	1/2" H-STYLE NIPP, 1/2" M-NPTF, BRA	100404-4
F-V6BF6-B	3/4" H-STYLE NIPPLE, 3/4" BSPP, BRA	100518-6
F-V6F6-B	3/4" H-STYLE NIPPLE, 3/4" NPTF, BRA	100324-6
F-V6M6-B	3/4" H-STYLE NIPP, 3/4" M-NPTF, BRA	100404-6
F-V8F8-B	1" H-STYLE NIPPLE, 1" NPTF, BRASS	100324-8
F-V8M8-B	1" H-STYLE NIPPLE, 1" M-NPTF, BRASS	100404-8
FWV15F15F	1-1/2" FNH X (2) 1 1/2 MNH 1/4 TRN	FORESTRY BALL TYPE WYE AL RL
G100-A-BR	1" Global Fem NPT x Male Adapter	ASTMC38000 Forged Brass
G100-B-BR	1" Global Female Coupler x MNPT	ASTMC38000 Forged Brass
G100-C-BR	1" Global Female Cplr x Hose	Shank, ASTMC38000 Forged Brass
G100-C-BRCR	1" Global Brass Type C Fem Cplr x	Machined Hose Shank, Crimp Style
G100-D-BR	1" Global Brass Female Coupler x	Female NPT
G100-DC-BR	1" Global Brass Dust Cap	
G100-DP-BR	1" Global Brass Dust Plug	
G100-E-BR	1" Global Brass Hose Shank x	Male Adapter
G100-E-BRCR	1" Global Brass Male Adapter x	Machined Hose Shank, Crimp Style
G100-F-BR	1" Global Brass Male NPT x Male	Adapter
G125-A-BR	1-1/4" Global FNPT x Male Adapter	ASTMC38000 Forged Brass
G125-B-BR	1-1/4" Global Female Coupler x MNPT	ASTMC38000 Forged Brass
G125-C-BR	1-1/4" Global Female Coupler x Hose	Shank, ASTMC38000 Forged Brass
G125-D-BR	1-1/4" Global Brass Female Coupler	x Female NPT
G125-DC-BR	1-1/4" Global Brass Dust Cap	
G125-DP-BR	1-1/4" Global Brass Dust Plug	
G125-E-BR	1-1/4" Global Brass Hose Shank x	Male Adapter
G125-F-BR	1-1/4" Global Brass Male NPT x Male	Adapter
G150-A-BR	1-1/2" Global FNPT x Male Adapter	ASTMC38000 Forged Brass
G150-B-BR	1-1/2" Global Female Coupler x MNPT	ASTMC38000 Forged Brass
G150-C-BR	1-1/2" Global Female Cplr x Hose	Shank, ASTMC38000 Forged Brass
G150-C-BRCR	1-1/2" Global Brass Type C Fem Cplr	x Machined Hose Shank, Crimp Style
G150-D-BR	1-1/2" Global Brass Female Coupler	x Female NPT
G150-DC-BR	1-1/2" Global Brass Dust Cap	
G150-DP-BR	1-1/2" Global Brass Dust Plug	
G150-E-BR	1-1/2" Global Brass Hose Shank x	Male Adapter
G150-E-BRCR	1-1/2" Global Brass Male Adapter x	Machined Hose Shank, Crimp Style
G150-F-BR	1-1/2" Global Brass Male NPT x Male	Adapter
G152HRP	1 1/4" & 2 1/2" Handle, Ring, & Pin	AL & BR Global C&G - Forged Brass
G1C-S	SAFETY BLOW GUN	
G200-A-BR	2" Global Fem NPT x Male Adapter	ASTMC38000 Forged Brass
G200-B-BR	2" Global Female Coupler x MNPT	ASTMC38000 Forged Brass
G200-C-BR	2" Global Female Coupler x Hose	Shank, ASTMC38000 Forged Brass
G200-C-BRCR	2" Global Brass Type C Fem Cplr x	Machined Hose Shank, Crimp Style
G200-D-BR	2" Global Brass Female Coupler x	Female NPT
G200-DC-BR	2" Global Brass Dust Cap	
G200-DP-BR	2" Global Brass Dust Plug	
G200-E-BR	2" Global Brass Hose Shank x	Male Adapter
G200-E-BRCR	2" Global Brass Male Adapter x	Machined Hose Shank, Crimp Style
G200-F-BR	2" Global Brass Male NPT x Male	Adapter
G250-A-BR	2-1/2" Global FNPT x Male Adapter	ASTMC38000 Forged Brass
G250-B-BR	2-1/2" Global Female Coupler x MNPT	ASTMC38000 Forged Brass
G250-C-BR	2-1/2" Global Female Coupler x Hose	Shank, ASTMC38000 Forged Brass
G250-D-BR	2-1/2" Global Brass Female Coupler	x Female NPT
G250-DC-BR	2-1/2" Global Brass Dust Cap	
G250-DP-BR	2-1/2" Global Brass Dust Plug	
G250-E-BR	2 1/2" Global Brass Hose Shank x	Male Adapter
G250-F-BR	2-1/2" Global Brass Male NPT x Male	Adapter
G300-A-BR	3" Global Fem NPT x Male Adapter	ASTMC38000 Forged Brass
G300-B-BR	3" Global Female Coupler x MNPT	ASTMC38000 Forged Brass
G300-C-BR	3" Global Female Coupler x Hose	Shank, ASTMC38000 Forged Brass
G300-C-BRCR	3" Global Brass Type C Fem Cplr x	Machined Hose Shank, Crimp Style
G300-D-BR	3" Global Brass Female Coupler x	Female NPT
G300-DC-BR	3" Global Brass Dust Cap	
G300-DP-BR	3" Global Brass Dust Plug	
G300-E-BR	3" Global Brass Hose Shank x	Male Adapter
G300-E-BRCR	3" Global Brass Male Adapter x	Machined Hose Shank, Crimp Style
G300-F-BR	3" Global Brass Male NPT x Male	Adapter

G34HRP	3", 4" & 5" Handle/Ring/Pin for Alum	& Brass Global C&G - Forged Brass
G400-A-BR	4" Global Fem NPT x Male Adapter	ASTMC38000 Forged Brass
G400-B-BR	4" Global Female Coupler x MNPT	ASTMC38000 Forged Brass
G400-C-BR	4" Global Female Coupler x Hose	Shank, ASTMC38000 Forged Brass
G400-C-BRCR	4" Global Brass Type C Fem Cplr x	Machined Hose Shank, Crimp Style
G400-D-BR	4" Global Brass Female Coupler x	Female NPT
G400-DC-BR	4" Global Brass Dust Cap	
G400-DP-BR	4" Global Brass Dust Plug	
G400-E-BR	4" Global Brass Hose Shank x	Male Adapter
G400-E-BRCR	4" Global Brass Male Adapter x	Machined Hose Shank, Crimp Style
G400-F-BR	4" Global Brass Male NPT x Male	Adapter
G500-A-BR	5" Global Fem NPT x Male Adapter	ASTMC38000 Forged Brass
G500-B-BR	5" Global Female Coupler x MNPT	ASTMC38000 Forged Brass
G500-C-BR	5" Global Female Coupler x Hose	Shank, ASTMC38000 Forged Brass
G500-D-BR	5" Global Brass Female Coupler x	Female NPT
G500-DC-BR	5" Global Brass Dust Cap	
G500-DP-BR	5" Global Brass Dust Plug	
G500-E-BR	5" Global Brass Hose Shank x	Male Adapter
G500-F-BR	5" Global Brass Male NPT x Male	Adapter
G50-A-BR	1/2" Global Fem NPT x Male Adapter	ASTMC38000 Forged Brass
G50-B-BR	1/2" Global Female Coupler x MNPT	ASTMC38000 Forged Brass
G50-C-BR	1/2" Global Female Coupler x Hose	Shank, ASTMC38000 Forged Brass
G50-D-BR	1/2" Global Brass Female Coupler x	Female NPT
G50-DC-BR	1/2" Global Brass Dust Cap	
G50-DP-BR	1/2" Global Brass Dust Plug	
G50-E-BR	1/2" Global Brass Hose Shank x	Male Adapter
G50-F-BR	1/2" Global Brass Male NPT x Male	Adapter
G5212	1" Brass Grooved 520-G Coupling	0011034C
G5232	1-1/2" Brass Grooved 520-G Cplg	520-G Series-2408090000
G5242	2" Brass Grooved 520-G Coupling	Series-2408100000
G5252	2-1/2" Brass Grooved 520-G Coupling	520-G
G600HRP	6" & 8" Handle, Ring & Pin for Alum	& Brass Global C&G - Forged Brass
G75-A-BR	3/4" Global Fem NPT x Male Adapter	ASTMC38000 Forged Brass
G75-B-BR	3/4" Global Female Coupler x MNPT	ASTMC38000 Forged Brass
G75-C-BR	3/4" Global Female Coupler x Hose	Shank, ASTMC38000 Forged Brass
G75-D-BR	3/4" Global Brass Female Coupler x	Female NPT
G75-DC-BR	3/4" Global Brass Dust Cap	
G75-DP-BR	3/4" Global Brass Dust Plug	
G75-E-BR	3/4" Global Brass Hose Shank x	Male Adapter
G75-F-BR	3/4" Global Brass Male NPT x Male	Adapter
GBR100	2-1/2" Face, Brass, 1/4" LM, Dry	0-100 psi - kPa Gauge
GBR1000	2-1/2" Face, Brass, 1/4" LM, Dry	0-1000 psi - kPa Gauge
GBR15	2-1/2" Face, Brass, 1/4" LM, Dry	Dual Scale 0-15 psi - kPa Gauge
GBR1500	2-1/2" Face, Brass, 1/4" LM, Dry	0-1500 psi - kPa Gauge
GBR160	2-1/2" Face, Brass, 1/4" LM, Dry	0-160 psi - kPa Gauge
GBR200	2-1/2" Face, Brass, 1/4" LM, Dry	0-200 psi - kPa Gauge
GBR2000	2-1/2" Face, Brass, 1/4" LM, Dry	0-2000 psi - kPa Gauge
GBR30	2-1/2" Face, Brass, 1/4" LM, Dry	Dual Scale 0-30 psi - kPa Gauge
GBR300	2-1/2" Face, Brass, 1/4" LM, Dry	0-300 psi - kPa Gauge
GBR3000	2-1/2" Face, Brass, 1/4" LM, Dry	0-3000 psi - kPa Gauge
GBR400	2-1/2" Face, Brass, 1/4" LM, Dry	0-400 psi - kPa Gauge
GBR5000	2-1/2" Face, Brass, 1/4" LM, Dry	0-5000 psi - kPa Gauge
GBR60	2-1/2" Face, Brass, 1/4" LM, Dry	Dual Scale 0-60 psi - kPa Gauge
GBR600	2-1/2" Face, Brass, 1/4" LM, Dry	0-600 psi - kPa Gauge
GBRW100	2-1/2" Face, 1/4" Lower Mount	Brass Welding Gauge, 0-100psi
GBRW200	2-1/2" Face, 1/4" Lower Mount	Brass Welding Gauge, 0-200psi
GBRW30	2-1/2" Face, 1/4" Lower Mount	Brass Welding Gauge, 0-30psi
GBRW30R	2-1/2" Face, 1/4" Lower Mount	Brass Welding Gauge, 0-30psi
GBRW400	2-1/2" Face, 1/4" Lower Mount	Brass Welding Gauge, 0-400psi
GBRW4000	2-1/2" Face, 1/4" Lower Mount	Brass Welding Gauge, 0-4000psi
GBRW60	2-1/2" Face, 1/4" Lower Mount	Brass Welding Gauge, 0-60psi
GBRW600	2-1/2" Face, 1/4" Lower Mount	Brass Welding Gauge, 0-600psi
GH7	3/4" Brass Female Garden Hose Cap	
GH7-5	GH7 IN BAGS OF 5 FOR AMAZON	3/4" GARGEN HOSE CAP
GLBR100	2-1/2" Face, 1/4" Lower Mount	Brass Liquid Filled, 0-100psi
GLBR1000	2-1/2" Face, 1/4" Lower Mount	Brass Liquid Filled, 0-1000psi
GLBR100004	4" Face, 1/2" Lower Mount	Brass Liquid Filled, 0-10000psi
GLBR1000-1	Gauge	
GLBR100-4	4" Face, 1/2" Lower Mount	Brass Liquid Filled, 0-100psi
GLBR15	2-1/2" Face, 1/4" Lower Mount	Brass Liquid Filled, 0-15psi
GLBR1500	2-1/2" Face, 1/4" Lower Mount	Brass Liquid Filled, 0-1500psi
GLBR1500-4	4" Face, 1/2" Lower Mount	Brass Liquid Filled, 0-1500psi
GLBR15-4	4" Face, 1/2" Lower Mount	Brass Liquid Filled, 0-15psi
GLBR160	2-1/2" Face, 1/4" Lower Mount	Brass Liquid Filled, 0-160psi
GLBR160-4	4" Face, 1/2" Lower Mount	Brass Liquid Filled, 0-160psi
GLBR200	2-1/2" Face, 1/4" Lower Mount	Brass Liquid Filled, 0-200psi
GLBR2000	2-1/2" Face, 1/4" Lower Mount	Brass Liquid Filled, 0-2000psi
GLBR2000-4	4" Face, 1/2" Lower Mount	Brass Liquid Filled, 0-2000psi
GLBR200-4	4" Face, 1/2" Lower Mount	Brass Liquid Filled, 0-200psi
GLBR30	2-1/2" Face, 1/4" Lower Mount	Brass Liquid Filled, 0-30psi
GLBR300	2-1/2" Face, 1/4" Lower Mount	Brass Liquid Filled, 0-300psi
GLBR3000	2-1/2" Face, 1/4" Lower Mount	Brass Liquid Filled, 0-3000psi
GLBR3000-4	4" Face, 1/2" Lower Mount	Brass Liquid Filled, 0-3000psi
GLBR300-4	4" Face, 1/2" Lower Mount	Brass Liquid Filled, 0-300psi
GLBR30-4	4" Face, 1/2" Lower Mount	Brass Liquid Filled, 0-30psi
GLBR400	2-1/2" Face, 1/4" Lower Mount	Brass Liquid Filled, 0-400psi
GLBR400-4	4" Face, 1/2" Lower Mount	Brass Liquid Filled, 0-400psi
GLBR5000	2-1/2" Face, 1/4" Lower Mount	Brass Liquid Filled, 0-5000psi
GLBR5000-4	4" Face, 1/2" Lower Mount	Brass Liquid Filled, 0-5000psi
GLBR60	2-1/2" Face, 1/4" Lower Mount	Brass Liquid Filled, 0-60psi
GLBR600	2-1/2" Face, 1/4" Lower Mount	Brass Liquid Filled, 0-600psi
GLBR600-4	4" Face, 1/2" Lower Mount	Brass Liquid Filled, 0-600psi
GLBR60-4	4" Face, 1/2" Lower Mount	Brass Liquid Filled, 0-60psi
GLBR100	2-1/2" Face, 1/4" Center Back Mount	Brass Liquid Filled, 0-100psi
GLBR1000	2-1/2" Face, 1/4" Center Back Mount	Brass Liquid Filled, 0-1000psi
GLBR15	2-1/2" Face, 1/4" Center Back Mount	Brass Liquid Filled, 0-15psi
GLBR1500	2-1/2" Face, 1/4" Center Back Mount	Brass Liquid Filled, 0-1500psi

GLBRC160	2-1/2" Face, 1/4" Center Back Mount	Brass Liquid Filled, 0-160psi
GLBRC200	2-1/2" Face, 1/4" Center Back Mount	Brass Liquid Filled, 0-200psi
GLBRC2000	2-1/2" Face, 1/4" Center Back Mount	Brass Liquid Filled, 0-2000psi
GLBRC30	2-1/2" Face, 1/4" Center Back Mount	Brass Liquid Filled, 0-30psi
GLBRC300	2-1/2" Face, 1/4" Center Back Mount	Brass Liquid Filled, 0-300psi
GLBRC3000	2-1/2" Face, 1/4" Center Back Mount	Brass Liquid Filled, 0-3000psi
GLBRC400	2-1/2" Face, 1/4" Center Back Mount	Brass Liquid Filled, 0-400psi
GLBRC5000	2-1/2" Face, 1/4" Center Back Mount	Brass Liquid Filled, 0-5000psi
GLBRC60	2-1/2" Face, 1/4" Center Back Mount	Brass Liquid Filled, 0-60psi
GLBRC600	2-1/2" Face, 1/4" Center Back Mount	Brass Liquid Filled, 0-600psi
GNB75GHT	3/4" GHT Green Constant Flow	Nozzle w/Bumper, Green Plastic
GWDDV250F	2 1/2 FNPT X 2 1/2 MNST GATE VALVE	WITH CAP AND CHAIN CAST BRASS
H10BF10-B	1 1/4" ISO-B NIPPL, 1 1/4" BSPP, BR	100210-10
H10F10-B	1 1/4" ISO-B NIPPL, 1 1/4" NPTF, BR	100002-10
H12BF12-B	1-1/2" ISO-B NIP, 1-1/2" BSPP, BR	100210-12
H12F10-B	1 1/2" ISO-B NIPPL, 1 1/4" NPTF, BR	100002-12-10
H12F12-B	1 1/2" ISO-B NIPPL, 1 1/2" NPTF, BR	100002-12
H12F12-B-SSV	1-1/2" ISO-B NIPPL, 1-1/2" NPTF	101078-12
H1F1-B	1/8" ISO-B NIPPLE, 1/8" NPTF, BRASS	100002-1
H1F1-B-E	1/8" ISO-B NIPPLE, 1/8" NPTF, BRASS	H1F1-B-E
H-1HF1-B	1/8" ISO-B COUPLER, 1/8" NPTF, BRASS	200801-1
H20F16-B	2 1/2" ISO-B NIPPL, 2" NPTF, BRASS	100002-20-16
H2BF2-B	1/4" ISO-B NIPPLE, 1/4" BSPP, BRASS	100210-2
H2BF2-B-E	1/4" ISO-B NIPPLE, 1/4" BSPP, BRASS	H2BF2-B-E
H2F2-B	1/4" ISO-B NIPPLE, 1/4" NPTF, BRASS	100002-2
H2F2-B-7	1/4" ISO-B NIP, BRASS, BRIGHT NICKE	100385-2
H2F2-B-C1	1/4" ISO-B NIPPL, 1/4" NPTF, BRASS	101138-2
H2F2-B-E	1/4" ISO-B NIPPLE, 1/4" NPTF, BRASS	H2F2-B-E
H2F2-B-SV	1/4" ISO-B NIP, 1/4" NPTF, BR, SS V	100158-2
H2F2-B-SV-C1	1/4" ISO-B NIPPLE, 1/4" NPTF, BRASS	100942-2
H2F2-B-VA	1/4" IS-B NIPPLE, 1/4" NPTF	101076-2
H-2HF2-B	1/4" ISO-B COUPLER, 1/4" NPTF, BRASS	200801-2
H3BF3-B	3/8" ISO-B NIPPLE, 3/8" BSPP, BRASS	100210-3
H3BF3-B-E	3/8" ISO-B NIPPLE, 3/8" BSPP, BRASS	H3BF3-B-E
H3BF3-B-VA	3/8" ISO-B NIPPLE, 3/8" BSPP, BRASS	100536-3
H3F3-B	3/8" ISO-B NIPPLE, 3/8" NPTF, BRASS	100002-3
H3F3-B-E	3/8" ISO-B NIPPLE, 3/8" NPTF, BRASS	H3F3-B-E
H3F3-B-SV	3/8" ISO-B NIPPLE, 3/8" NPTF, BRASS	100158-3
H3F3-B-SV-C1	3/8" ISO-B NIPPLE, 3/8" NPTF, BRASS	100942-3
H3F3-BV	3/8" ISO-B NIPPLE, 3/8" NPTF, STEEL	100832-3
H3F3-B-VA	3/8" ISO-B NIPPLE, 3/8" NPTF, BRASS	101076-3
H-3HF3-B	3/8" ISO B COUPLER, 3/8" NPTF	200801-3
H3OF4-B	3/8" ISO-B NIPPLE, 3/4"-16 ORB, BRA	100219-3-4
H420R50RBS	2" X 50' LD RED RUBBER HOSE CPLD	RL BRASS NPSH
H4BF4-B	1/2" ISO-B NIPPLE, 1/2" BSPP, BRASS	100210-4
H4BF4-B-E	1/2" ISO-B NIPPLE, 1/2" BSPP, BRASS	H4BF4-B-E
H4F4-B	1/2" ISO-B NIPPLE, 1/2" NPTF, BRASS	100002-4
H4F4-B-C1	1/2" ISO-B NIPPL, 1/2" NPTF, OXY-CLE	101138-4
H4F4-B-E	1/2" ISO-B NIPPLE, 1/2" NPTF, BRASS	H4F4-B-E
H4F4-B-SSV	1/2" ISO-B NIPPLE, 1/2" NPTF, BRASS	101078-4
HAOF4-B	1/2" ISO-B NIPPLE, 1/2" ORB, BRASS	100219-4
HAOF5-B	1/2" ISO-B NIPPLE, 7/8"-14 ORB, BRA	100219-4-5
H515R50PBF	1 1/2" X 50' 500# RED LD NITRILE	HOSE CPLD P/L BRASS NST
H515R50RBF	1 1/2" X 50' 500# LD RED NITRILE	HOSE CPLD RL BR NST
H5191-BU	3/4" Brass Female NPSH w/Buna	Washer, 520-H Series-2403184106
H5192	3/4" Brass MNPT 520-H IX Cplg	Series-2403180301, 0011027C
H5211-A-BU	1" Brass Female NPSH w/Buna	Washer, 520-H
H5211NST	1" Brass 520-H NST IX Female	
H5212-A	1" Brass MNPT 520-H IX Cplg	
H5212NST	1" Brass MNPT 520-H IX Cplg	
H5221-A-BU	1-1/4" Brass Female NPSH w/Buna	Washer, 520-H
H5222-A	1-1/4" Brass MNPT 520-H IX Cplg	
H5231-A-BU	1-1/2" Brass Female NPSH w/Buna	Washer, 520-H
H5231NST	1-1/2" Brass 520-H IX NST Female	
H5232-A	1-1/2" Brass MNPT 520-H IX Cplg	Series-2402954901
H5232NST	1-1/2" Brass MNPT 520-H IX Cplg	
H5241-BU	2" Brass Female NPSH w/Buna	Washer, Series-2402964306, REV.G
H5241L-A-BU	2" Brass (Long) Female NPSH w/	Buna Washer, 520-H
H5242	2" Brass MNPT 520-H IX Cplg	Series-2402964401
H5242L-A	2" Brass MNPT IX (Long) Coupling	520-H Coupling, Series-2402964401
H5251	2-1/2" Brass Female NPSH w/Buna	Washer, Series-2403125106
H5251L-A-BU	2-1/2" Brass (Long) Female NPSM w/	Buna Washer, 520-H
H5252	2-1/2" Brass MNPT 520-H IX Cplg	Series-2403125101
H5252L-A	2-1/2" Brass MNPT IX (Long) Cplg	520-H Coupling
H525R50PBF	2 1/2" 50' LD PL BR NST	
H525R50RBF	2 1/2" X 50' LD RED NITRILE HOSE	CPLD RL BR NST
H5261	3" Brass Female NPSH w/Buna	Washer, Series-2403134306
H5261L-A-BU	3" Brass (Long) Female NPSM w/	Buna Washer, 520-H
H5262	3" Brass MNPT 520-H IX Cplg	Series-2403134201
H5262L-A	3" Brass MNPT IX (Long) Coupling	520-H Coupling
H5271-BU	1-3/8" Brass Female NPSH w/Buna	Washer, 520-H
H5272	1-3/8" Brass MNPT 520-H IX Cplg	Series-2407281601
H5281	4 F 520-H SERIES / USE H5281L-A-BU	WILL BECOME OBSOLETE , REV.C
H5281L-A-BU	4" Brass (Long) Female NPSM w/	Buna Washer, 520-H
H5282	4 M 520-H SERIES / USE H5282L-A	WILL BECOME OBSOLETE
H5282L-A	4" Brass MNPT IX (Long) Coupling	520-H Coupling
H5741	5/8" Chrome Plated Brass Cplg for	Pump Hose, 570-H, Series-2307190600
H5742	5/8" Chrome Plated Brass Cplg for	Pump Hose, 570-H, Series-2307191000
H5751	3/4" Chrome Plated Brass Cplg for	Pump Hose, 570-H, Series-2302509900
H5752	3/4" Chrome Plated Brass Cplg for	Pump Hose, 570-H, Series-2302507400
H5753	3/4" Chrome Plated Brass Cplg for	Pump Hose, 570-H, Series-2302509000
H5754	3/4" Chrome Plated Brass Cplg for	Pump Hose, 570-H, Series-2302507900
H5755	3/4" Chrome Plated Brass Cplg for	Pump Hose, 570-H, Series-2302507500
H5771	1" Chrome Plated Brass Cplg for	Pump Hose, 570-H
H5772	1" Chrome Plated Brass Cplg for	Pump Hose, 570-H, Series-2302153000
H5773	1" Chrome Plated Brass Cplg for	Pump Hose, 570-H, Series-2302154000
H5774	1" Chrome Plated Brass Cplg for	Pump Hose, 570-H, Series-2302157000

H603	Dubl-Grip Swivel ReAttachable	2307750000, Brass, H-600 Series
H604	Dubl-Grip Swivel ReAttachable	2307760000, Brass, H-600 Series
H605	Dubl-Grip Swivel ReAttachable	2307770000, Brass, H-600 Series
H609	Dubl-Grip Swivel ReAttachable	2307790500, Brass, H-600 Series
H610	Dubl-Grip Swivel ReAttachable	2307790000, Brass, H-600 Series
H611	Dubl-Grip Swivel ReAttachable	2307780000, Brass, H-600 Series
H615Y50PBF	1 1/2" X 50' HD YELLOW NITRILE HOSE	CPLD BRASS PIN LUG NST
H615Y50RBF	1 1/2" X 50' HD YELLOW NITRILE CPLD	BRASS RL NST
H625Y50PBF	2 1/2" 50' HD PL BR NST	
H625Y50RBF	2 1/2" 50' HD YELLOW HOSE CPLD	RL BRASS NST
H6BF6-B	3/4" ISO-B NIPPLE, 3/4" BSP, BRASS	100210-6
H6BF6-B-E	3/4" ISO-B NIPPLE, 3/4" BSP, BRASS	H6BF6-B-E
H6F6-B	3/4" ISO-B NIPPLE, 3/4" NPTF, BRASS	100002-6
H6F6-B-C1	3/4" ISO-B NIPPLE, 3/4" NPTF	101138-6
H6F6-B-E	3/4" ISO B NIPP, 3/4" NPTF, UNVALVE	100011-6
H6F6-B-SSV	3/4" ISO-B NIPP, 3/4" NPTF, BRASS	101078-6
H6F6-B-VA	3/4" ISO-B NIPPLE, 3/4" NPTF	101076-6
H-6VM6-B-TV-LS	3/4" H-STYLE COUP, 3/4" M-NPTF, BRA	201066-6
H8BF8-B	1" ISO-B NIPPLE, 1" BSP, BRASS	100210-8
H8BF8-B-E	1" ISO-B NIPPLE, 1" BSP, BRASS	H8BF8-B-E
H8F8-B	1" ISO-B NIPPLE, 1" NPTF, BRASS	100002-8
H8F8-B-E	1" ISO-B NIPPLE, 1" NPTF, BRASS	H8F8-B-E
H8F8-B-SSV	1" ISO-B NIPPLE, 1" NPTF, BRASS	101078-8
H8F8-B-VA	1" ISO-B NIPPLE, 1" NPTF, BRASS	101076-8
H-8HF8-B	1" ISO-B COUPLER, 1" NPTF, BRASS	200801-8
HA1510	1 1/2 FNST X 1 MNPSH BRASS HYDR	ADPT WITH PIN LUGS
HA1510F	1 1/2" FNST X 1" MNST PL BR HYD	
HA1510T	1 1/2" FNST X 1" MNPT BRASS	PIN LUG HYDR ADPTR
HA1515	1 1/2 FNST X 1 1/2 MNPSH HYDRANT ADP	BRASS PIN LUG
HA1515ADP	1 1/2" FNST X 1 1/2" C&G	Brass Hydrant Adapter
HA1515F	1-1/2" FNST X 1-1/2" MNST PIN LUG	BRASS HYDRANT ADAPTER
HA1515T	1 1/2 FNST X 1 1/2 MNPT PIN LUG	BRASS HYDRANT ADAPTER
HA1520	1 1/2 F NST X 2" M NPSH HYD ADPT	
HA1525F	1 1/2" FNST X 2 1/2" MNST HYD ADP	BRASS PIN LUG
HA1575	1 1/2 FNST X 3/4 MNPSH BRASS	HYDR ADPT WITH PIN LUG
HA1575T	1 1/2 F NST X 3/4 M NPT BRASS	PIN LUG HYDR ADPTR
HA1576	1 1/2F NST X 3/4 M GHT	BRASS ADPTR
HA1576-C	1-1/2" FNH X 3/4" MGHT PL HYDRANT	ADAPT - POL CHR BRASS
HA1576-D	1 1/2" F NST X 3/4" M GHT	BRASS HYDR ADPTR
HA15NYFD20T	1-1/2" FNYFD X 2" MNPT HYDR ADPT	P/L BRASS
HA15NYFD76	1-1/2" NYFD F X 3/4" M GHT	BRASS HYDR ADPT
HA15S10	1 1/2" F NPSH X 1" M NPSH PL BR ADPT	
HA15S10T	1 1/2 FNPSH X 1 MNPT BRASS	HYDR ADPT WITH PIN LUG
HA15S15F	1 1/2 FNPSH X 1 1/2 MNST PIN LUG	BRASS HYDRANT ADAPTER
HA15S15T	1 1/2 FNPSH X 1 1/2 MNPT BRASS HYDR	ADPT WITH PIN LUG
HA15S25BA	1-1/2" FNPSH X 2-1/2" M BA (3.00X8)	BRASS PIN LUG HYDRANT ADPTR
HA15S25WCT	1-1/2" FNPSH X 2-1/2" MWCT BRASS	PIN LUG HYDRANT ADAPTER
HA15S75	1-1/2" FNPSH X 3/4" MNPSH BRASS	PIN LUG HYDRANT ADAPTER
HA15S75T	1-1/2" FNPSH X 3/4" MNPT BRASS	PIN LUG HYDRANT ADAPTER
HA15S76	1-1/2" FNPSH X 3/4" MGHT PL HYDRANT	ADAPT BRASS
HA15T10F	1-1/2" FNPT X 1" MNST BRASS ADAPTER	PIN LUG - ** SPECIAL ORDER **
HA15T15F	1 1/2 F NPT X 1 1/2 M NST PL BR HYD	
HA15T15S	1.5" FNPT X 1.5" MNPSH PL BR	HYDRANT ADAPTER
HA15T25T	1 1/2 FNPT X 2 1/2 MNPT BRASS	HYDR ADPT WITH PIN LUG
HA2025F	2" FNST X 2-1/2" MNST HYDR ADPT	BRASS PIN LUG
HA2025NYC	2" FNST X 2 1/2" MNYC P/L BRASS	HYDR ADPTR, SPEC CONFIGURATION
HA20S15F	2 FNPSH X 1 1/2 MNST HYD ADPT	BRASS PIN LUG
HA20S15NYFD	2" F NPSH X 1-1/2" MNYFD BRASS P/L	HYDRANT ADPTR - SPECIAL ORDER
HA20S15S	2" FNPSH X 1-1/2" MNPSH BRASS	PIN LUG HYDRANT ADAPTER
HA20S15T	2" FNPSH X 1-1/2" MNPT BRASS	
HA20S25BA	2" FNPSH X 2-1/2" M BA (3.00 X 8)	BRASS PIN LUG ADAPTER
HA20S25F	2" FNPSH X 2 1/2 MNST HYD ADPT	BRASS PIN LUG
HA20S25WCT	2" FNPSH X 2-1/2" MWCT BRASS	PIN LUG HYDRANT ADAPTER
HA20T25CSA	2" FNPT X 2-1/2" MCSA BRASS	PINLUG HYDR ADPTR
HA20T25F	2 FNPT X 2 1/2 MNST HYDR ADPT	BRASS WITH PIN LUG
HA20T25WCT	2" FNPT X 2-1/2" MWCT BRASS	PIN LUG HYDRANT ADAPTER
HA2510	2 1/2F NST X 1M NPSH HYDRANT ADPT	BRASS PIN LUG
HA2510F	2 1/2 FNST X 1 MNST BRASS HYD	ADPT WITH PIN LUG
HA2510T	2 1/2 F NST X 1" MALE NPT HYD ADPT	BRASS PIN LUG
HA2510T-D	2 1/2" FNST X 1" MNPT BRASS	PL HYDRA ADPTR
HA2515	2 1/2" F NST X 1 1/2" M NPSH BRASS	HYDR PIN LUG ADPTR
HA2515F	2-1/2" Female NST x 1-1/2" Male NST	Cast Brass Hyd Adapter w/Pin Lugs
HA2515F-D	2 1/2F NST X 1 1/2M NST HYDRNT ADP	** DOMESTIC PART **
HA2515F-P	2-1/2" FNH X 1-1/2" MNH HYDR ADPTR	P/L POLISHED BRASS - SPECIAL ORDER
HA2515F-PC-RED	HA2515F POWDER COATED RED TO	MATCH CUSTOMER SAMPLE
HA2515NYFD	2-1/2" FNST X 1-1/2" MNYFD P/L BR	HYDR ADPTR
HA2515-PC-BLUE	HA2515 POWDER COATED BLUE TO MATCH	CUSTOMER SAMPLE
HA2515T	2 1/2 FEM NST X 1 1/2 MALE NPT	P/L, BRASS ADAPTER
HA2515T-D	2-1/2" FNST X 1-1/2" MNPT PL BRASS	** DOMESTIC PRODUCT **
HA252.92X625F	2 1/2" F (2.92 X 6) X 2 1/2" MNST	BRASS P/L HYDR ADPTR
HA2520	2.5" F NST X 2" M NPSH HYDR	ADPTR BRASS PIN LUG
HA2520F	2 1/2" F NST X 2" M NST BRASS HYDR	ADPTR PIN LUG
HA2520T	2 1/2" FNST X 2" MNPT PIN LUG	BRASS HYDRANT ADAPTER
HA2525	2 1/2F NST X 2 1/2M NPSH HYDRNT ADP	BRASS PIN LUG
HA25253.18X6	2 1/2" FNST X 2 1/2" M (3.187 X 6)	BRASS P/L HYDR ADPTR
HA2525ADP	2 1/2" FNST X 2 1/2" C&G	Brass Hydrant Adapter
HA2525F	2-1/2" FNSTX 2-1/2" MNST HYDR	BRASS PIN LUG ADPTR
HA2525T	2 1/2 FNST X 2 1/2 MNPT HYD ADPT	BRASS PIN LUG
HA253.00X620T	2.5" F(3.00X6) X 2" MNPT	BRASS P/L HYDR ADPTR
HA253.03X720T	2-1/2" F (3.03 X 7) X 2" MNPT	PIN LUG BR HYDR ADPTR - SPEC THRS
HA253.05X625F	2-1/2" F(3.058X6) X 2 1/2" MNST P/L	BRASS HYDR ADPTR - SPEC THREADS
HA253.06X615F	2-1/2" F (3.06 X 6) X 1-1/2" MNST	P/L, BR HYDR ADPTR - SPECIAL THRS
HA253.06X615PCT	2-1/2" F (3.06 X 6) X 1-1/2" MPCT	BRASS HYDR ADPTR - SPECIAL THREADS
HA253.06X615T	2 1/2" F (3.06X6) X 1 1/2" NMPT	BRASS HYDR ADPTR
HA253.06X625F	2 1/2" F (3.06X6) X 2 1/2" MNST	P/L BRASS HYDR ADPTR-SPEC THREADS
HA253.06X715F	2-1/2" F (3.06 X 7) THRD X 1-1/2"	MNST BR PL HYDR ADPTR
HA253.06X815F	2 1/2" F (3.06X8) X 1 1/2" MNST	BR P/L HYDR ADPTR

HA253.06X825F	2-1/2" F (3.062 X 8) X 2-1/2" MNST	PL BRASS HYDR ADPTR - SPEC THREADS
HA253.07X615F	2-1/2" F (3.07X6) X 1-1/2" MNST	BR P/L HYDR ADPTR - SPECIAL THREADS
HA253.07X615PCT	2 1/2" F (3.07X6) X 1 1/2" MPCT	BRASS P/L ADPTR - SPEC THREADS
HA253.07X715F	2-1/2" F (3.077X7) X 1-1/2" MNST	BR P/L HYDR ADPTR
HA253.07X815F	2-1/2" F (3.07 X 8) X 1-1/2" MNST	P/L, BR HYDR ADPTR - SPECIAL THRD
HA253.07X876	2-1/2" F (3.07 X 8) X 3/4" MGHT	BR P/L HYDR ADPTR - SPECIAL THREADS
HA253.09X815F	2-1/2" F (3.09 X 8) THRD X 1-1/2"	MNST BR PL HYDR ADPTR
HA253.12X615F	2-1/2" F (3.12 X 6) X 1.5" MNST	P/L BRASS HYDRANT ADAPTER
HA253.12X715F	2 1/2" F (3.125X7) X 1 1/2" MNST	BRASS P/L HYDR ADPTR
HA253.12X815F	2 1/2" F (3.12X8) F X 1 1/2" MNST	ADAPTER-SPECIAL ORDER
HA253.15X615F	2 1/2" F(3.15X6) RIGID X 1.5" MNST	BRASS P/L ADAPTER
HA253.18X615	2-1/2" F (3.18 X 6) RIGID X 1.5"	MNPSH BRASS P/L ADPTR - SPECIAL
HA253.18X715F	2-1/2" F (3.18X7) RIGID X 1.5" MNST	BRASS PINLUG ADPTR - SPECIAL ORDER
HA253.18X815F	2-1/2" F (3.18X8) RIGID X 1.5" MNST	BRASS PINLUG ADPTR - SPECIAL ORDER
HA253.25X615	2-1/2" F (3.25 X 6) X 1-1/2" MNPSH	P/L BRASS HYDR ADPTR - SPEC THRD
HA253.25X615F	2-1/2" (3.25X6) THRD X 1-1/2" MNST	P/L BRASS HYDR ADPTR - SPECIAL
HA253.25X620T	2 1/2" F (3.25X6) X 2" MNPT	BRASS HYDRANT ADAPTER
HA253.25X625F	2-1/2" F (3.25X6) THD X 2-1/2" MNST	P/L BRASS HYDR ADPTR - SPECIAL
HA253.31X815F	2 1/2" F (3.31X8) X 1 1/2" MNST	BRASS HYDRANT ADAPTER
HA253.31X825F	2 1/2" F (3.31X8) X 2 1/2" MNST	BRASS HYDRANT ADAPTER
HA2530	2 1/2" F NST X 3" M NPSH HYDR	ADPTR BRASS PIN LUG
HA2530F	2-1/2" NST X 3" MNST HYDR	BRASS PIN LUG ADPTR
HA2530T	2 1/2 F NST X 3 M NPT BRASS HYDR	PIN LUG ADPTR
HA2575T	2 1/2 F NST X 3/4 M NPT PL BR HYD	
HA2576	2 1/2" FNST X 3/4" MGHT	BRASS HYDR ADPTR
HA2576-D	2 1/2" FNST X 3/4" MGHT BRASS	PL HYDR ADTR
HA2576-D-P	2-1/2" FNST X 3/4" MGHT P/L	POL/BR ADPTR - **DOMESTIC ONLY**
HA25BA10T	2.5 F BA X 1" M NPT MALE HYD ADAPTER	BRASS PIN LUG
HA25BA15T	2.5" F BA (3.00 X 8) X 1.5" MNPT	BRASS PIN LUG ADAPTER
HA25BA20S	2-1/2" FBA (3.00 X 8) X 2" MNPSH	PIN LUG BRASS HYDRANT ADAPTER
HA25BA20T	Brass 2-1/2" Female BA x2" Male NPT	Brass Hydrant Adapter
HA25BA25BA	2-1/2" F BA X 2-1/2" M BA BRASS	HYDRANT ADAPTER
HA25BA25S	2-1/2" F BA (3.00X8) X 2-1/2" MNPSH	BRASS PIN LUG HYDRANT ADAPTER
HA25BA25T	2-1/2" F BA (3.00X8) X 2-1/2" MNPT	BRASS PIN LUG HYDRANT ADAPTER
HA25BA30T	2-1/2" F (3.00 X 8) THRD X 3" MNPT	BRASS P/L HYDR ADPTR
HA25BA76	2.5" FBA X 3/4" MGHT BR P/L ADAPTER	
HA25CHF15F	2.5" F CHICAGO X 1.5" MNST P/L	BRASS HYDR ADPTR
HA25CL15	2-1/2" F CLEVE THRD X 1-1/2" MNPSH	P/L BRASS HYDR ADPTR - SPECIAL
HA25CL15F	2 1/2" FCLEVE THR X 1 1/2" MNST	PL BR HYDR ADPTR - 09-130-00366
HA25CL20	2-1/2" F CLEVE, OH X 2" MNPSH P/L	BRASS ADPTR, CLEVELAND = 3.078 X 8
HA25CL20T	2-1/2" F CLEVE X 2" M NPT ADPT	
HA25CL76	2 1/2F CLEVELAND THD X 3/4 M GHT	
HA25CN15F	2 1/2" F NEW CIN THRD X 1 1/2" M NST	
HA25CN15T	2 1/2" F NEW CINCINNATI X 1 1/5" M	NPT
HA25CSA10T	2.5" F CSA X 1" M NPT HYD ADAPTER	BRASS PIN LUG
HA25CSA15T	2-1/2" F (3.125X5) THRD X 1-1/2"	MNPT BR PL HYDR ADPTR
HA25CSA20T	2-1/2" F (3.125X5) THRD X 2" MNPT	BRASS P/L HYDR ADPTR
HA25CSA25S	2-1/2" F CSA X 2-1/2" MNPSH BRAS	PINLUG HYDRANT ADAPTER
HA25CSA25T	2-1/2" F CSA X 2-1/2" MNPT BRASS	PIN LUG HYDRANT ADAPTER
HA25CSA30T	2-1/2" F (3.125X5) THRD X 3" MNPT	BRASS P/L HYDR ADPTR
HA25CSA76	2.5" FCSA X 3/4" MGHT BR P/L ADAPTE	
HA25D10T	2 1/2" DETROIT THREAD X 1" M NPT	PIN LUG, HYDRANT ADPT IN BRASS
HA25NO15F	2.5" F NEW ORLEANS S&WB X 1.5" MNST	PIN LUG, BRASS ADAPTER **SPECIAL**
HA25NO25F	2.5" F NEW ORLEANS X 2.5" M NST	P/L BRASS ADPTRS
HA25NS115T	2-1/2" F (3.23X5) THRD X 1-1/2"	MNPT BRASS P/L HYDR ADPTR
HA25NS120T	2-1/2" F (3.23X5) THRD X 2" MNPT	BRASS P/L HYDR ADPTR
HA25NS125T	2 1/2 F(3.23 X 5) X 2.5 MNPT	BRASS PIN LUG ADAPTER
HA25NS130T	2-1/2" F (3.23X5) THRD X 3" MNPT	BRASS P/L HYDR ADPTR
HA25NYC10	2-1/2" FNYC (3.00 X 8) X 1" MNPSH	PIN LUG BRASS HYDRANT ADAPTER
HA25NYC10T	2-1/2" FNYC X 1" MNPT	PL, BRASS ADPT
HA25NYC15T	2-1/2" FNYC (3.00x8) X 1-1/2"	MNPT P/L BRASS ADPT
HA25NYC20T	2 1/2" FNYC X 2" MNPT P/L BRASS	HYDRANT ADAPTER
HA25NYC75T	2-1/2" FNYC X 3/4" MNPT PL BR	HYDR ADPTR
HA25NYC76	2-1/2" FNYC X 3/4" MGHT P/L	BRASS ADPTR
HA25NYFD10T	2-1/2" FNYFD X 1" MNPT P/L BR	HYDR ADPTR - SPECIAL ORDER
HA25NYFD15F	2.5" FNYFD X 1.5" MNST BR HYD ADAPT	
HA25NYFD15NYC	2-1/2" F NYFD X 1-1/2" MNYC, P/L	BRASS HYDRANT ADPTR
HA25NYFD15NYFD	2.5" FNYFD X 1.5" MNYFD HYD ADPT BR	
HA25NYFD15S	2.5" FNYFD X 1.5" MNPSH P/L BRASS	HYDRANT ADAPTER
HA25NYFD15T	2-1/2" FNYFD X 1-1/2" MNPT	HYDR ADAPT BRASS P/L
HA25NYFD20T	2-1/2" FNYFD X 2" MNPT HYDR ADPT	BRASS P/L
HA25NYFD25F	2-1/2" FNYFD X 2-1/2" MNST P/L	BRASS HYDR ADPTR
HA25NYFD75T	2-1/2" FNYFD X 3/4" MNPT P/L	BRASS HYDR ADPTR
HA25NYFD76	2-1/2" FNYFD X 3/4" MGHT	HYDR ADPT BRASS P/L
HA25OK15F	2.5" F OKLA CITY (3.17 X 6) X 1.5"	MNST PIN LUG BRASS HYDR ADPTR
HA25PH20T	2-1/2" F PHOENIX(3.06 X 6) X 2" MNP	BRASS PIN LUG HYDR ADPT **SPECIAL**
HA25PH25T	2-1/2" F PHOENIX (3.06 X 6) X 2.5"	MNPT BRASS PIN LUG HYDR ADPTR
HA25QST10T	2.5" F QST X 1" MNPT HYD ADAPTER	BRASS PIN LUG
HA25QST15S	2-1/2" FQST X 1-1/2" MNPSH BRASS	PINLUG HYDR ADPTR
HA25QST15T	2-1/2" F (3.031X7) THRD X 1-1/2"	MNPT BRASS P/L HYDR ADPTR
HA25QST20T	Brass 2-1/2" QST F X 2" Male NPT	Brass Hydrant Adapter
HA25QST25T	2-1/2" F QST X 2-1/2" MNPT BRASS	PIN LUG HYDRANT ADAPTER
HA25QST30T	2-1/2" F (3.031X7) THRD X 3" MNPT	BRASS P/L HYDR ADPTR
HA25QST75T	2-1/2" FQST X 3/4" MNPT BR	P/L ADPTR
HA25QST76	2.5" FQST X 3/4" MGHT BR P/L ADAPTE	
HA25RI20T	2-1/2" F (3.31X8) X 2" MNPT BR	HYDR ADPT - SPECIAL ORDER
HA25RI25T	2-1/2" F RICHMOND, VA X 2-1/2" MNPT	BRASS HYD ADPT
HA25S10T	2-1/2" FNPSH X 1" MNPT BR P/L ADPT	
HA25S15F	2.5" FNPSH X 1.5" MNST PL BR HYD AD	
HA25S25C	2-1/2" F NPSH X 2-1/2" MCSA BRASS	HYDRANT ADAPTER
HA25S25F	2 1/2" FNPSH X 2 1/2" MNST HYD ADP	BRASS PIN LUG
HA25T15T	2.5" FNPT X 1.5" MNPT BRASS P/L HYD	ADPTR - SPECIAL ORDER
HA25T20F	2-1/2" FNPT X 2" MNST P/L BRASS	RIGID HYDRANT ADAPTER
HA25T20T	2.5" FNPT RIGID X 2" MNPT P/L	BRASS HYDR ADPTR
HA25T25CLR	2-1/2" FNPT X 2-1/2" M CLAIRTON, PA	BRASS ADPTR, P/L
HA25T25PT	2-1/2" F NPT RIGID X 2-1/2" M PITT	BRASS ADAPT
HA25WC10S	2-1/2" FWCT X 1" MNPSH BRASS	PIN LUG HYDRANT ADAPTER

HA25WCT10T	2.5" F WCT X 1" M NPT HYDR ADPT	BRASS PIN LUG
HA25WCT15S	2-1/2" FWCT X 1-1/2" MNPSH BRASS	PIN LUG HYDRANT ADAPTER
HA25WCT15T	2-1/2" F (3.25X6) THRD X 1-1/2"	MNPT BRASS P/L HYDR ADPTR
HA25WCT20S	2-1/2" FWCT X 2" MNPSH BRASS	PIN LUG HYDRANT ADAPTER
HA25WCT20T	2 1/2" FWCT X 2" MNPT BRASS P/L	
HA25WCT25S	2-1/2" FWCT X 2-1/2" MNPSH BRASS	PIN LUG HYDRANT ADAPTER
HA25WCT25T	2-1/2" FWCT (3.25 X 6) X 2-1/2 MNPT	BRASS PIN LUG HYDR ADPTR
HA25WCT25WCT	2-1/2" FWCT X 2-1/2" MWCT BRASS	PIN LUG HYDRANT ADAPTER
HA25WCT30T	2-1/2" F (3.25X6) THRD X 3" MNPT	BRASS P/L HYDR ADPTR
HA25WCT76	2.5" FWCT X 3/4" MIGHT BR P/L ADAPTE	
HA3015F	3" F NST X 1 1/2 M NST HYDRANT	ADPTR BRASS PIN LUG
HA3025F	3 F NST X 2 1/2 M NST HYDRANT ADP	BRASS PIN LUG
HA3025F-C	3 FNST X 2.5 MNST HYD AD POL CHROM	
HA30S25F	3" FNPSH X 2 1/2 MNST PIN LUG	BRASS HYDRANT ADAPTER
HA30S25T	3" FNPSH X 2-1/2" MNPTP/L BR	HYDR ADPT
HA4025F	4 F NST X 2 1/2 M NST HYDRANT	BRASS PIN LUG ADPTR
HA4525F	4 1/2 F NST X 2 1/2 M NST BRASS	PIN LUG HYDR ADPTR
HA45F40FRMD	4-1/2" FNST X 4" M CITY OF FREDERCK	MD RIGID BRASS ADAPTER
HA6060T	6" FNST X 6" MNPT RIGID BRASS	ADPTR
HB1075B	1 x 3/4 hex bushing brass	
HB1210B	1-1/4" MNPT x 1" FNPT 125# Brass	Reducer Hex Bushing
HB1510B	1-1/2" MNPT x 1" FNPT 125# Brass	Reducer Hex Bushing
HB1512B	1-1/2" MNPT x 1-1/4" FNPT	125# Brass Reducer Hex Bushing
HB1575B	1-1/2" MNPT x 3/4" FNPT 125# Brass	Reducer Hex Bushing
HB2010B	2" MNPT x 1" FNPT 125# Brass	Reducer Hex Bushing
HB2012B	2" MNPT x 1-1/4" FNPT 125# Brass	Reducer Hex Bushing
HB2015B	2" MNPT x 1-1/2" FNPT 125# Brass	Reducer Hex Bushing
HB2050B	2" MNPT x 1/2" FNPT 125# Brass	Reducer Hex Bushing
HB2075B	2" MNPT x 3/4" FNPT 125# Brass	Reducer Hex Bushing
HB2F4M	1/4" #125 Brass Female NPTF x	1/2" Male NPTF Reducer Hex Bushing
HB2F6M	1/4" #125 Brass Female NPTF x	3/4" Male NPTF Reducer Hex Bushing
HB3020B	3" MNPT x 2" FNPT 125# Brass	Reducer Hex Bushing
HB3025B	3" MNPT x 2-1/2" FNPT 125# Brass	Reducer Hex Bushing
HB4020B	4" MNPT x 2" FNPT 125# Brass	Reducer Hex Bushing
HB4030B	4" MNPT x 3" FNPT 125# Brass	Reducer Hex Bushing
HB4F8M	1/2" #125 Brass Female NPTF x	1" Male NPTF Reducer Hex Bushing
HCGM3-B	3/4" GH NIPPLE, 3/8" NPTF	300126-6-3
HCGMGG-B	3/4" GH NIPPLE, 3/4" GH THREAD	300025-6
HCB40RMMN45F	4" Rochester Mn F X 4-1/2" Mnst	HYDRANT CONVERSION BUSHING
HCP6M6-B	GH QUICK COUPLER - MALE PLUG	DGH7P
HCP6MGG-B	GH QUICK COUPLER - MALE PLUG	
HDBF75	3/4" NPT Brass Heavy Duty	Adjustable Drum Faucet, Rigid Shank
HFN100	1" NPSH, Brass Heavy Duty Fog	Nozzle, 30", 60", 90" Pattern
HFN100NST	1" NST BR HEAVY DUTY NOZZLE	
HFN150	1-1/2" NPSH, Brass Heavy Duty	Fog Nozzle, 30", 60", 90" Pattern
HFN150NST	1-1/2" NST, Brass Heavy Duty Fog	Nozzle, 30", 60", 90" Pattern
HFN150NYFD	1 1/2" NYFD BRASS HEAVY DUTY	NOZZLE
HFN150-P	1-1/2" NPSH BRASS FOG NOZZLE POLISH	***SPECIAL ORDER***
HGB100S	1" NPSH THERMOPLASTIC FOG	NOZZLE HIGH GALLONAGE
HGV250	2-1/2" FNST SWIV X 2.5" MNPSH	HYD GATE VALVE
HGV250BA	2.5" BA X2.5" BA HYDRANT VLV	
HGV250CSA	2-1/2" CSA X 2-1/2" CSA BRASS	HYDRANT GATE VALVE - SPEC THRDS
HGV250F	2 1/2 NST X 2 1/2 NST HYDRNT VLV	
HGV250F-BHC	2-1/2" FNST X 2-1/2" MNST HYDR	GATE VALVE - DOMESTIC PRODUCT
HGV250F-C	2-1/2" NST X 2-1/2" NST HYDRNT VLV	WITH CHROMED SWIVEL/MALE OUTLETS
HGV250-H	HANDLE FOR HGV250F	
HGV250-N	HANDWHEEL RPL NUT FOR HGV250F	
HGV250QST	2.5" QST X 2.5" QST HYDRANT VALVE	
HGV250S	2-1/2" FNPSH X 2-1/2" MNPSH	HYDRANT GATE VALVE
HGV250-SC	2.5" FNPSH SWIV X 2.5" MNST HGV	P/L POLISH, W/SERIAL CODE LABEL
HGV250WCT	2.5" WCT X 2.5 WCT HYDRANT VALVE	
HGVW250F	2-1/2" FNST x 2-1/2" MNST Single	Hydrant Gate Valve, Forged Brass
HGVW250NYFD	2.5" FNYFD X 2.5" MNYFD HYDRANT	GATE VALVE WEDGE DISC BR
H-H1F1-B	1/8" ISO-B NIPPLE, 1/8" NPTF, BRASS	100801-1
H-H2F2-B	1/4" ISO-B NIPPLE, 1/4" NPTF, BRASS	100801-2
H-H3F3-B	3/8" ISO B NIPPLE, 3/8" NPTF	100801-3
H-H3F3-S	3/8" ISO-B NIPPLE, 3/8" NPTF, 303SS	100230-3
H-H8F8-B	1" ISO-B NIPPLE, 1" NPTF, BRASS	100801-8
HHA1576	1-1/2" HAZMAT HYDRANT ADPTR - BR	
HHA2576	2-1/2" HAZMAT HYDRANT ADPTR - BR	
HHP1M	1/8" MNPT Brass Hex Head Plug	
HHP2M	1/4" MNPT Brass Hex Head Plug	
HHP3M	3/8" MNPT Brass Hex Head Plug	
HHP4M	1/2" MNPT Brass Hex Head Plug	
HHP6M	3/4" MNPT Brass Hex Head Plug	
HHP8M	1" MNPT Brass Hex Head Plug	
HHTP-CSK	RPL CHECK STEM KIT FOR HHTP	PUMP
HN3M2M	3/8" x 1/4" NPTF Brass Reducer	Hex Nipple
HN4M2M	1/2" x 1/4" NPTF Brass Reducer	Hex Nipple
HN4M3M	1/2" x 3/8" NPTF Brass Reducer	Hex Nipple
HN6M4M	3/4" x 1/2" NPTF Brass Reducer	Hex Nipple
HPFN150	1-1/2" NPSH, Brass Higher Pressure	Fog Nozzle, 90" Pattern at 100psi
HPFN150NST	1-1/2" NST, Brass Higher Pressure	Fog Nozzle, 90" Pattern at 100psi
HPSG	High Pressure Spray Gun, 5075psi	3/8" Fem Inlet, 1/4" Fem Outlet
HPSGC	High Pressure Spray Gun, 3700psi	3/8" Fem Inlet, 1/4" Fem Outlet
HPSGHD	High Pressure Spray Gun, 5000psi	Old Style Orange - New Style Blue
HS2F2-B	1/4" STEAM NIPPLE, 1/4" NPTF, BRASS	100006-2
HS3F3-B	3/8" STEAM NIPPLE, 3/8" NPTF, BRASS	100006-3
HS4F4-B	1/2" STEAM NIPPLE, 1/2" NPTF, BRASS	100006-4
HS6F6-B	3/4" STEAM NIPPLE, 3/4" NPTF, BRASS	100006-6
HS8F8-B	1" STEAM NIPPLE, 1" BSPP, BRASS	100538-8
HS8F8-B	1" STEAM NIPPLE, 1" NPTF, BRASS	100006-8
HTBG	Heavy Duty High Volume Blow Gun	(Gun does not have extension)
HTBG12	Heavy Duty High Volume Blow Gun	(Gun has 12" Extension)
HTBG12EXT	12" Extension w/Safety Tip for HTBG	
HTBG24	Heavy Duty High Volume Blow Gun	(Gun has 24" Extension)
HTBG24EXT	24" Extension w/Safety Tip for HTBG	

HTBG36	Heavy Duty High Volume Blow Gun	(Gun has 36" Extension)
HTBG36EXT	36" Extension w/Safety Tip for HTBG	
HTBG6	Heavy Duty High Volume Blow Gun	(Gun has 6" Extension)
HTBG6EXT	6" Extension w/Safety Tip for HTBG	
HTBGA	Tip Adapter for HTBG	
HTBGC	Conical Tip for HTBG	
HTBG-CT	Heavy Duty High Volume Blow Gun	w/Quiet Conical Tip
HTBGS	Safety Tip for HTBG	
HTFCS10	1" FEMALE SHANK FOR HOLE TYPE ASSM.	BOOSTER HOSE FITTING
HTMTC10F	1" MALE SHANK FOR BOOSTER HOSE	ASSEMBLY
IF6B	BOWES COUPLER, 3/4" NPTF, BRASS	
IM3B	BOWES NIPPLE, 3/8" NPTF, BRASS	
IM4B	BOWES NIPPLE, 1/2" NPTF, BRASS	
IM6B	BOWES NIPPLE, 3/4" NPTF, BRASS	
IRC4025	STR ROOF CON 4" FNPT X 2.5" MNPT	
IRC4025F	STR ROOF CON 4" FNPT X 2.5" MNST	
IRC4025G	STR ROOF CON 4" GROOVE X 2.5" MNPT	
IRC4025GF	STR ROOF CON 4" GROOVE X 2.5" MNST	
ISC4025F	STRAIGHT 4 FNPT X 2 1/2 FNST SINGLE	CLPR SIAMESE
J125	4-1/2" Brass Chain w/Plated Steel	Pull Ring
J150	6-1/2" Brass Chain w/Plated Steel	Pull Ring
J2F2-B	1/4" TRUFILATE NIPPLE, 1/4" NPTF, BR	300102-2
J2M2-B	1/4" TRUFILATE NIP, 1/4" M-NPTF, BR	420890
J300	8-1/2" Brass Chain w/Plated Steel	Pull Ring
J500	12-3/4" Brass Chain w/Plated Steel	Pull Ring
K4-4HSF4-B	1/2" ISO-B COU, STEAM, KALREZ	200166-4
K-4HSF4-B	OBSOLETE USE K4-4HSF4-B	
K6-4HSF4-B	1/2" STEAM COUPLER, 1/2" NPTF	200928-4
KSV10-100	1/4" MNPT Brass Safety Pop-Off	Valve, Silicone Seat, 100psi, 33 SCFM
KSV10-125	1/4" MNPT Std Safety Pop-Off	Brass Valve, 125psi, 40 SCFM
KSV10-150	1/4" MNPT SS Std Safety Pop-Off	Valve, 150psi, 47 SCFM
KSV10-175	1/4" MNPT SS Std Safety Pop-Off	Valve, 175psi, 54 SCFM
LDC2	1/4" FNPT x 1/4" MNPT Lever Drain	Cock, Brass
LDCF2	1/4" FNPT x 1/4" FNPT Lever Drain	Cock, Brass
LDCM2	1/4" MNPT x 1/4" MNPT Lever Drain	Cock, Brass
LFV100	1" Brass Lead Free Ball Valve	Full Port, FNPT x FNPT
LFV125	1-1/4" Brass Lead Free Ball Valve	Full Port, FNPT x FNPT
LFV150	1-1/2" Brass Lead Free Ball Valve	Full Port, FNPT x FNPT
LFV200	2" Brass Lead Free Ball Valve	Full Port, FNPT x FNPT
LFV50	1/2" Brass Lead Free Ball Valve	Full Port, FNPT x FNPT
LFV75	3/4" Brass Lead Free Ball Valve	Full Port, FNPT x FNPT
LHA4025F	4" FNST X 2.5" MNST LH BRASS ADPTR	
LHA4525F-C	4-1/2" Fnh X 2-1/2" Mnh Long Handle	HYD ADPT - CHROMED BRASS
LHA6045F-C	6" FNH X 4-1/2" MNH LONG HANDLE	HYD ADPT-CHROMED BRASS
LHC400F-C	4" NH LONG HANDLE CAP WITHOUT	CHAIN POL & CHROME BRASS
LHC450F	4-1/2" LONG HANDLE CAP, NO CHAIN,	CAST BRASS
LHC450F-C	4-1/2" Long Handle Cap Without	CHAIN - POL & CHR BRASS
LHC500F-C	5" NH LONG HANDLE CAP W/O CHAIN	POL & CHROME BRASS
LHC600F-C	6" NH LONG HANDLE CAP WITHOUT	CHAIN-POL & CHR BRASS
LHFC450F	LONGHANDLE NST CAP NO CHAIN	
LLBV2515F	2-1/2" FNST x (2)1-1/2" MNST, RL	Leader Line Wye 1/4 Turn Ball Hose
M1-3VF3-B	3/8" H-STYLE COUPL, 3/8" NPTF, BRAS	200789-3
M15-25KAF	1-1/2" x 25' Mill Hose Assembly w/	Short Shank Male & Female NST Ends
M15-25KAS	1-1/2" x 25' Mill Hose Assembly w/	M x F NPSH Short Shank Couplings
M15-50KAF	1-1/2" x 50' Mill Hose Assembly w/	Short Shank Male & Female NST Ends
M15-50KAS	1-1/2" x 50' Mill Hose Assembly w/	M x F NPSH Short Shank Couplings
M1-V3F3-B	3/8" H-STYLE NIPPLE, 3/8" NPTF, BRA	100789-3
M20-25KAS	2" x 25' Mill Hose Assembly w/	M x F NPSH Short Shank Couplings
M20-50KAS	2" x 50' Mill Hose Assembly w/	M x F NPSH Short Shank Couplings
M25-25KAF	2-1/2" x 25' Mill Hose Assembly w/	Short Shank Male & Female NST Ends
M25-25KAS	2-1/2" x 25' Mill Hose Assembly w/	M x F NPSH Short Shank Couplings
M25-50KAF	2-1/2" x 50' Mill Hose Assembly w/	Short Shank Male & Female NST Ends
M25-50KAS	2-1/2" x 50' Mill Hose Assembly w/	M x F NPSH Short Shank Couplings
M2F2-B	1/4" ARO NIPPLE, 1/4" NPTFM BRASS	300105-2
M2M2-B	1/4" ARO NIPPLE, 1/4" M-NPTF BRASS	300106-2
M30-25KAS	3" x 25' Mill Hose Assembly w/	M x F NPSH Short Shank Couplings
M30-50KAS	3" x 50' Mill Hose Assembly w/	M x F NPSH Short Shank Couplings
M-3HF3-B	3/8" ISO-B COUPLER, 3/8" NPTF	200759-3
M-4EM4-B	1/2" S.T. COUPLER, 1/2" M-NPTF, BR	201112-4
M-6HF6-B-SSV	3/4" ISO-B COUPLER, 3/4" NPTF, BRAS	201067-6
M-8HF8-B	1" ISO-B COUPLER, 1" NPTF, BRASS	200759-8
M-8HF8-B-SSV	1" ISO-B COUPLER, 1" NPTF, BRASS	201067-8
MB125	1-1/4" Brass Male NPSM Short Shank	
MB150	1-1/2" Brass Male NPSM Short Shank	
MB200	2" Brass Male NPSM Short Shank	
MB250	2-1/2" Brass Male NPSM Short Shank	
MB300	3" Brass Male NPSM Short Shank	
MB400	4" Brass Male NPSM Short Shank	
MBV12	1/8" Brass Mini Ball Valve	FNPT x FNPT, Std Port, BRCW617N
MBV25	1/4" Brass Mini Ball Valve	FNPT x FNPT, Full Port, BRCW617N
MBV38	3/8" Brass Mini Ball Valve	FNPT x FNPT, Full Port, BRCW617N
MBV50	1/2" Brass Mini Ball Valve	FNPT x FNPT, Std Port, BRCW617N
MD15187	1 1/2 M NPSH DBL JAKT 1 7/8 BOWL	
MD15193	1 1/2 M NPSH DBL JAKT 1 15/16 BOWL	
MD15193F	1 1/2 M NST DBL JAKT 1 15/16 BOWL	
MD15206	1 1/2 NPSHDOUBLE JACKET MALE	***NO LONGER AVAILABLE***
MD15206F	1 1/2" NST MALE DBL JACKET 2 1/16	BOWL
MD253	2-1/2" NPSH DBL JKT CPLG 3" BOWL	BRASS PINLUG COUPLING - MALE ONLY
MD253F	2-1/2 M NST DBL JAKT 3 BOWL	
ME112	1-3/4" Female Acme x 1" MNPT Gas	Filler Coupling, Brass Nut & Nipple
ME120	2-1/4" Female Acme x 1-1/4" MNPT	Gas Filler Cplg, Brass Nut & Nipple
ME130	3-1/4" Female Acme x 2" MNPT	Gas Filler Cplg, Br Nut, Steel Nipple
ME130B	3 1/4" ACME FEMALE X 2" MNPT	ALL BRASS
ME151	1 3/4" FEM ACME X 1" MNPT BRASS	VAPOR RETURN COUPLING
ME214	1-3/4" Male Acme x 1" FNPT Adapter	Brass
ME217	1-3/4" Male Acme x 1-1/4" MNPT	Brass LP Gas Adapter
ME229-1	1-3/4" Cap, Female Acme Thread	w/Ring and Chain, Brass

ME233	2-1/4" Male Acme x 1-1/4" MNPT	Brass LP Gas Adapter	
ME252-16	3-1/4" Male Acme x 2" FNPT	Brass LP Gas Adapter	
ME3162-32B	2" Hose Barb x 3-1/4" Female Acme	Stl Nip, Br Nut, 2pc Ductile Clamp	
ME431F-1	2-1/4" Cap, Female Acme Thread	w/Knob Plug and Chain, Brass	
ME441F-1	3-1/4" Cap, Female Acme Thread	w/Knob, Ring & Chain, Brass	
ME503-16	3-1/4" Male Acme x 2" MNPT	Brass LP Gas Adapter	
ME612	3-1/4" Female Acme x 1-3/4"	Brass Male Acme Adapter	
MFB101	1/8" Brass Male to Female NPT	Mini Needle Valve, Knurled Knob	
MFB102	1/4" Brass Male to Female NPT	Mini Needle Valve, Knurled Knob	
M-H3F3-B	3/8" ISO-B NIPPLE, 3/8" NPTF	100759-3	
M-H6F6-B-SSV	3/4" ISO-B NIPPLE, 3/4" NPTF, BRASS	101067-6	
M-H8F8-B	1" ISO-B NIPPLE, 1" NPTF, BRASS	100759-8	
M-H8F8-B-SSV	1" ISO-B NIPPLE, 1" NPTF, BRASS	101067-8	
MOC2503.06X6-P	2-1/2" FNPT X 2-1/2" M (3.06 X 6)	SINGLE MALE OUTLET HEX - POL BRASS	
MOC2503.12X6	2.5" FNPT X 2.5" M(3.12X6) DBL STRT	MALE OUTLET HEX - CAST BRASS	
MOC2503.12X7.5	2 1/2" FNPT X 2 1/2" M (3.125X7.5)	MALE OUTLET HEX CAST BRASS	
MOC2503.25X6	2-1/2" FNPT X 2-1/2" M (3.25 X X6)	MALE OUTLET HEX - CAST BRASS	
MOC250F-C	2-1/2" FNPT X 2-1/2" MNH SINGL MALE	OUTLET HEX POL/CHR BRASS	
MOC250F-D	2-1/2" FNPT X 2-1/2" MNST SINGLE	MALE OUTLET - CAST BR - DOMESTIC	
MOC250F-P	2-1/2" FNPT X 2-1/2" MNH SINGL MALE	OUTLET HEX POLISHED BRASS	
MOC250NYC	2-1/2" FNPT X 2-1/2" MNYC MALE	OUTLET HEX CAST BRASS	
MOC250NYC-P	2-1/2" FNPT X 2-1/2" MNYC MALE	OUTLET HEX POL/BRASS	
MOC250NYFD-P	2-1/2" FNPT X 2-1/2" MNYFD MALE	OUTLET HEX POL/BRASS	
MOC300F-C	3" FNPT X 3" MNH SINGL MALE OUTLET	HEX - POL/CHROME BRASS	
MOC300F-P	3" FNPT X 3" MNH SINGL MALE OUTLET	HEX - POLISHED BRASS	
MOC300NYFD	3" FNPT X 3" MNYFD SINGL MALE	OUTLET HEX - CAST BRASS	
MOC30253.05X6	3" FNPT X 2-1/2" M (3.058 X 6) MALE	OUTLET - CAST BRASS	
MOC3025F	3" FNPT X 2-1/2" MNH SINGLE MALE	OUTLET - CAST BRASS	
MOC3025F-C	3" FNPT X 2-1/2" MNST SINGLE MALE	OUTLET - POLISH/CHROME FINISH	
MOC3025F-P	3" FNPT X 2-1/2" MNH SINGLE MALE	OUTLET (OPEN SNOOT) POL BR	
MOC3025NYFD	3" FNPT X 2-1/2" NYFD SINGLE MALE	OUTLET - CAST BRASS	
MOC3025T	3"FNPT X 2 1/2" MNPT SINGLE MALE	OUTLET - CAST BRASS	
MOCA250F-C	2-1/2" FNPT X 2-1/2" MNH SINGLE HYD	ASSY - POL CHR BRASS	
MPB-04-02	1/8" Brass MNPT w/1-Crimp Collar	for Dash-4 PTFE Hose	
MPB-04-04	1/4" Brass MNPT w/1-Crimp Collar	for Dash-4 PTFE Hose	
MPB-05-04	1/4" Brass MNPT w/1-Crimp Collar	for Dash-5 PTFE Hose	
MPB-06-04	1/4" Brass MNPT w/1-Crimp Collar	for Dash-6 PTFE Hose	
MPB-06-06	3/8" Brass MNPT w/1-Crimp Collar	for Dash-6 PTFE Hose	
MPB-08-06	3/8" Brass MNPT w/1-Crimp Collar	for Dash-8 PTFE Hose	
MPB-08-08	1/2" Brass MNPT w/1-Crimp Collar	for Dash-8 PTFE Hose	
MPB-10-08	1/2" Brass MNPT w/1-Crimp Collar	for Dash-10 PTFE Hose	
MPB-12-12	3/4" Brass MNPT w/1-Crimp Collar	for Dash-12 PTFE Hose	
MPB-16-16	1" Brass MNPT w/1-Crimp Collar	for Dash-16 PTFE Hose	
MPB-20Z-20	1-1/4" Brass MNPT w/1-Crimp Collar	for Dash-20Z PTFE Hose	
MRD253F	2 1/2" NST 3" BOWL RL BR MALE		
MS15175	1 1/2 M NPSH SINGL JAKT 1 3/4 BOWL		
MS15181	1 1/2 M NPSH SINGL JAKT 1 13/16 BOWL		
MS15181F	1 1/2 M NST SINGL JAKT 1 13/16 BOWL		
MS25281	2 1/2 NPSH SJ BRASS CPLG 2-13/16"		
MS25281F	2 1/2 M NST SINGL JAKT 2 13/16 BOWL		
MS25287F	2 1/2 M NST SINGL JAKT 2 7/8 BOWL		
MSP415	1/4 Strght-Thru Plug Inlet,15°Angle	#4, Yellow Quick Connect Nozzle	
MSP425	1/4 Strght-Thru Plug Inlet,25°Angle	#4, Green Quick Connect Nozzle	
MSP440	1/4 Strght-Thru Plug Inlet,40°Angle	#4 White Quick Connect Nozzle	
MSP4PAK	Multi-Pack Quick Connect Nozzles	NZ6540QCS, MSP415, MSP425, MSP440	
N4B4-B	BOWES NIPPLE, 1/2" BSPP, BRASS	100617-4	
N4B6-B	BOWES NIPPLE, 3/4" BSPP, BRASS	100617-4-6	
N4B8-B	BOWES NIPPLE, 1" BSPP, BRASS	100617-4-8	
N4BM4-B	BOWES NIPPLE, 1/2" M-BSPT, BRASS	100620-4	
N4BM6-B	BOWES NIPPLE, 3/4" M-BSPT, BRASS	100620-4-6	
N4CS8-B	Obsolete - use N4S8-B	100623-4-8	
N4DC-B	BOWES DUST CAP, 1/2" BRASS	270007-4	
N4F3-B	BOWES NIPPLE, 3/8" NPTF, BRASS		850082
N4F4-B	BOWES NIPPLE, 1/2" NPTF, BRASS		850084
N4F4-B-LS	BOWES NIPPLE, 1/2" NPTF, BRASS, LS	100366-4	
N4F6-B-LS	BOWES NIPPLE, 3/4" NPTF, BRASS, LS	100366-4-6	
N4F8-B	BOWES NIPPLE, 1" NPTF, BRASS	100135-4-8	
N4M3-B	BOWES NIPPLE, 3/8" M-NPTF, BRASS		850070
N4M4-B	BOWES NIPPLE, 1/2" M-NPTF, BRASS		850072
N4M4-B-LS	BOWES NIP, 1/2" M-NPTF, S-LOK, BRAS		850294
N4M6-B	BOWES NIPPLE, 3/4" M-NPTF, BRASS		850074
N4M6-B-LS	BOWES NIP, 3/4" M-NPTF, S-LOK, BRAS		850295
N4M8-B	BOWES NIPPLE, 1" M-NPTF, BRASS	100138-4-8	
N4S3-B	BOWES NIPPLE, 3/8" BARB, BRASS	100890-4-3	
N4S4-B	BOWES NIPPLE, 1/2" BARB, BRASS	100890-4	
N4S4-B-LS	BOWES NIPPLE, 1/2" BARB, BRASS, LS	100891-4	
N4S6-B	BOWES NIPPLE, 3/4" BARB, BRASS	100890-4-6	
N4S6-B-LS	BOWES NIPPLE, 3/4" BARB, BRASS, LS	100891-4-6	
N4S8-B	BOWES NIPPLE, 1" BARB, BRASS	100890-4-8	
NAPRAV150F-15	PRV 1.5 FNPT X 1.5 MNST F/S	PRES REDUC ANGLE VALVE TYPE 15 UL	
NAPRAV150F-20	PRV 1.5 FNPT X 1.5 MNST F/S	RES REDUC ANGLE VALVE TYPE 20 UL	
NAPRAV150F-25	PRV 1.5 FNPT X 1.5 MNST F/S	PRES REDUCE ANGLE VLV - TYPE 25 UL	
NAPRAV150F-30	PRV 1.5 FNPT X 1.5 MNST F/S	PRES REDUCE ANGLE VLV - TYPE 30 UL	
NAPRAV250AL-70	2.5" FNPT X 2.5" M (3.25 X 6) F/S	PRES REDUCE ANGLE VLV TYPE 70 UL	
NAPRAV250CL-55	2.5" FNPT X 2.5" M (3.078X8) F/S	PRES REDUCE ANGLE VALVE TYPE 55 UL	
NAPRAV250CL-60	2.5" FNPT X 2.5" M (3.078X8) F/S	PRES REDUCE ANGLE VALVE TYPE 60 UL	
NAPRAV250CL60RC	2.5" FNPT X 2.5" M (3.078X8) F/S	PRV ANGLE - TYPE 60 UL - ROUGH CHR	
NAPRAV250CL-65	2.5" FNPT X 2.5" M (3.078X8) F/S	PRES REDUCE ANGLE VALVE TYPE 65 UL	
NAPRAV250CL65SRC	2.5" FNPT X 2.5" M (3.078X8) F/S	PRV ANGLE - TYPE 65 UL - ROUGH CHR	
NAPRAV250CL-70	2.5" FNPT X 2.5" M (3.078X8) F/S	PRES REDUCE ANGLE VALVE TYPE 70 UL	
NAPRAV250CL70RC	2.5" FNPT X 2.5" M (3.078X8) F/S	PRV ANGLE - TYPE 70 UL - ROUGH CHR	
NAPRAV250CS60RC	PRV 2.5 FNPT X 2.5 MCSA F/S	TYPE 60 UL ROUGH CHROME	
NAPRAV250CS65RC	PRV 2.5 FNPT X 2.5 MCSA F/S	TYPE 65 UL ROUGH CHROME	
NAPRAV250CS70RC	PRV 2.5 FNPT X 2.5 MCSA F/S	TYPE 70 ROUGH CHROME	
NAPRAV250CS75RC	PRV 2.5 FNPT X 2.5 MCSA F/S	TYPE 75 UL ROUGH CHROME	
NAPRAV250CSA-55	2-1/2" FNPT X 2-1/2" MCSA F/S PRESS	REDUCING ANGLE VALVE TYPE 55 UL	
NAPRAV250CSA55C	2-1/2" FNPT X 2-1/2" MCSA PRV	POL/CHR BRASS, UL TYPE 60	

NAPRAV250CSA-60	2-1/2" FNPT X 2-1/2" MCSA F/S PRESS	REDUCING ANGLE VALVE TYPE 60 UL
NAPRAV250CSA-65	2-1/2" FNPT X 2-1/2" MCSA F/S PRESS	REDUCING ANGLE VALVE TYPE 65 UL
NAPRAV250CSA-70	2-1/2" FNPT X 2-1/2" MCSA F/S PRESS	REDUCING ANGLE VALVE TYPE 70 UL
NAPRAV250CSA-75	2-1/2" FNPT X 2-1/2" MCSA F/S PRESS	REDUCING ANGLE VALVE TYPE 75 UL
NAPRAV250DAY-60	2.5" FNPT X 2.5" M (3.23 X 6) F/S	PRES REDUCE ANGLE VALVE TYPE 60 UL
NAPRAV250DAY-65	2.5" FNPT X 2.5" M (3.23 X 6) F/S	PRES REDUCE ANGLE VALVE TYPE 65 UL
NAPRAV250DAY-75	2.5" FNPT X 2.5" M (3.23 X 6) F/S	PRES REDUCE ANGLE VALVE TYPE 75 UL
NAPRAV250DT-55	2.5" FNPT X 2.5" M (3.12 X 7.5) F/S	PRES REDUCE ANGLE VALVE TYPE 55 UL
NAPRAV250DT-60	2.5" FNPT X 2.5" M (3.12 X 7.5) F/S	PRES REDUCE ANGLE VALVE TYPE 60 UL
NAPRAV250DT-65	2.5" FNPT X 2.5" M (3.12 X 7.5) F/S	PRES REDUCE ANGLE VALVE TYPE 65 UL
NAPRAV250DT-70	2.5" FNPT X 2.5" M (3.12 X 7.5) F/S	PRES REDUCE ANGLE VALVE TYPE 70 UL
NAPRAV250DT-75	2.5" FNPT X 2.5" M (3.12 X 7.5) F/S	PRES REDUCE ANGLE VALVE TYPE 75 UL
NAPRAV250DT-80	2.5" FNPT X 2.5" M (3.12 X 7.5) F/S	PRES REDUCE ANGLE VALVE TYPE 80 UL
NAPRAV250F-55	PRV 2.5 FNPT X 2.5 MNST F/S	PRES REDUCE ANGLE VALVE TYPE 55 UL
NAPRAV250F-60	2.5 FNPT X 2.5 MNST F/S PRES	REDUCE ANGLE VALVE TYPE 60 UL
NAPRAV250F-65	2.5 FNPT X 2.5 MNST F/S PRES REDUCE	ANGLE VALVE TYPE 65 UL
NAPRAV250F-70	PRV 2.5 FNPT X 2.5 MNST F/S	PRES REDUCE ANGLE VALVE TYPE 70 UL
NAPRAV250F-75	PRV 2.5 FNPT X 2.5 MNST F/S	PRES REDUCE ANGLE VALVE TYPE 75 UL
NAPRAV250F-80	PRV 2.5 FNPT X 2.5 MNST F/S	PRES REDUCE ANGLE VALVE TYPE 80 UL
NAPRAV250F-85	PRV 2.5 FNPT X 2.5 MNST F/S	PRES REDUCE ANGLE VALVE TYPE 85 UL
NAPRAV250F-90	PRV 2.5 FNPT X 2.5 MNST F/S	PRES REDUCE ANGLE VALVE TYPE 90 UL
NAPRAV250LO-60	2.5" FNPT X 2.5" M (3.125X6) F/S	PRES REDUCE ANGLE VALVE TYPE 60 U/L
NAPRAV250LO-65	2.5" FNPT X 2.5" M (3.125X6) F/S	PRES REDUCE ANGLE VALVE TYPE 65 U/L
NAPRAV250LO-70	2.5" FNPT X 2.5" M (3.125X6) F/S	PRES REDUCE ANGLE VALVE TYPE 70 U/L
NAPRAV250NYC-60	2.5" FNPT X 2.5" MNYC F/S PRESS	REDUCING ANGLE VALVE TYPE 60 UL
NAPRAV250NYC-65	2.5" FNPT X 2.5" MNYC F/S PRESS	REDUCING ANGLE VALVE TYPE 65 UL
NAPRAV250NYC-70	2.5" FNPT X 2.5" MNYC F/S PRESS	REDUCING ANGLE VALVE TYPE 70 UL
NAPRAV250NYC-75	2.5" FNPT X 2.5" MNYC F/S PRESS	REDUCING ANGLE VALVE TYPE 75 UL
NAPRAV250NYF-55	2.5" FNPT X 2.5" MNYFD F/S PRESS	REDUCE ANGLE VALVE TYPE 55 UL
NAPRAV250NYF-60	2.5" FNPT X 2.5" MNYFD F/S PRESS	REDUCE ANGLE VALVE TYPE 60 UL
NAPRAV250NYF-65	2.5" FNPT X 2.5" MNYFD F/S PRESS	REDUCING ANGLE VALVE TYPE 65 UL
NAPRAV250NYF-70	2.5" FNPT X 2.5" MNYFD F/S PRESS	REDUCING ANGLE VALVE TYPE 70 UL
NAPRAV250NYF-75	2.5" FNPT X 2.5" MNYFD F/S PRESS	REDUCING ANGLE VALVE TYPE 75 UL
NAPRAV250NYF-85	2.5" FNPT X 2.5" MNYFD F/S PRESS	REDUCING ANGLE VALVE TYPE 85 UL
NAPRAV250PT-55	2.5" FNPT X 2.5" M (3.06 X 6) F/S	PRES REDUCE ANGLE VALVE TYPE 55 UL
NAPRAV250PT-60	2.5" FNPT X 2.5" M (3.06 X 6) F/S	PRES REDUCE ANGLE VALVE TYPE 60 UL
NAPRAV250PT-65	2.5" FNPT X 2.5" M (3.06 X 6) F/S	PRES REDUCE ANGLE VALVE TYPE 65 UL
NAPRAV250PT-70	2.5" FNPT X 2.5" M (3.06 X 6) F/S	PRES REDUCE ANGLE VALVE TYPE 70 UL
NAPRAV250PT-75	2.5" FNPT X 2.5" M (3.06 X 6) F/S	PRES REDUCE ANGLE VALVE TYPE 75 UL
NAPRAV250RI-55	2.5" FNPT X 2.5" M (3.31X8) F/S	PRES REDUCE ANGLE VALVE TYPE 55 UL
NAPRAV250RI-60	2.5" FNPT X 2.5" M (3.31X8) F/S	PRES REDUCE ANGLE VALVE TYPE 60 UL
NAPRAV250RI-65	2.5" FNPT X 2.5" M (3.31X8) F/S	PRES REDUCE ANGLE VALVE TYPE 65 UL
NAPRAV250RI-80	2.5" FNPT X 2.5" M (3.31X8) F/S	PRES REDUCE ANGLE VALVE TYPE 80 UL
NAPRAV150-15	PRV 1.5 FNPT X 1.5 FNPT F/S	PRES REDUCE ANGLE VALVE TYPE 15 UL
NAPRAV150-20	PRV 1.5 FNPT X 1.5 FNPT F/S	PRES REDUCE ANGLE VALVE TYPE 20 UL
NAPRAV150-25	PRV 1.5 FNPT X 1.5 FNPT F/S	PRES REDUCE ANGLE VALVE TYPE 25 UL
NAPRAV150-25RC	PRV 1.5 FNPT X 1.5 FNPT	TYPE 25 UL ROUGH CHROME
NAPRAV150-30	PRV 1.5 FNPT X 1.5 FNPT F/S	PRES REDUCE ANGLE VALVE TYPE 30 UL
NAPRAV150-30RC	PRV 1.5 FNPT X 1.5 FNPT	TYPE 30 UL ROUGH CHROME
NAPRAV150-35	PRV 1.5 FNPT X 1.5 FNPT F/S	PRES REDUCE ANGLE VALVE TYPE 35 UL
NAPRAV150-35RC	PRV 1.5 FNPT X 1.5 FNPT F/S PRV	TYPE 35 UL ROUGH CHROME
NAPRAV150-40	PRV 1.5 FNPT X 1.5 FNPT F/S	PRES REDUCE ANGLE VALVE TYPE 40 UL
NAPRAV150-45	PRV 1.5 FNPT X 1.5 FNPT F/S	PRES REDUCE ANGLE VALVE TYPE 45 UL
NAPRAV250-20	POW R MATIC 2.5 FNPT X 2.5 FNPT F/S	PRES REDUCE ANGLE VALVE TYPE 20 UL
NAPRAV250-25	POW R MATIC 2.5 FNPT X 2.5 FNPT F/S	PRES REDUCE ANGLE VALVE TYPE 25 UL
NAPRAV250-55	PRV 2.5 FNPT X 2.5 FNPT F/S	PRES REDUCE ANGLE VALVE TYPE 55 UL
NAPRAV250-60	PRV 2.5 FNPT X 2.5 FNPT F/S	PRES REDUCE ANGLE VALVE TYPE 60 UL
NAPRAV250-65	PRV 2.5 FNPT X 2.5 FNPT F/S	PRES REDUCE ANGLE VALVE TYPE 65 UL
NAPRAV250-70	PRV 2.5 FNPT X 2.5 FNPT F/S	PRES REDUCE ANGLE VALVE TYPE 70 UL
NAPRAV250-70C	PRV 2.5 FNPT X 2.5 FNPT F/S POL/CHR	PRES REDUCE ANGLE VALVE-TYPE 70 UL
NAPRAV250-75	PRV 2.5 FNPT X 2.5 FNPT F/S	PRES REDUCE ANGLE VALVE TYPE 75 UL
NAPRAV250-80	PRV 2.5 FNPT X 2.5 FNPT F/S	PRES REDUCE ANGLE VALVE TYPE 80 UL
NAPRAV250-85	PRV 2.5 FNPT X 2.5 FNPT F/S	PRES REDUCE ANGLE VALVE TYPE 85 UL
NAPRAV250-95	PRV 2.5 FNPT X 2.5 FNPT F/S	PRES REDUCE ANGLE VALVE TYPE 95 UL
NAPRAVFT250-55	2.5 FNPT X 2.5 FNPT F/S DRILL/TAP	PRES REDUCE ANGL VLV TYPE 55 U/L
NAPRAVGFT250-55	2.5" Groove x 2.5" FNPT Pres Reduc	Angle Style Type 55; Drill/Tap
NAPRAVGFT250-60	2.5" Groove x 2.5" FNPT Pres Reduc	Angle Style Type 60; Drill/Tap
NAPRAVGFT250-65	2.5" Groove x 2.5" FNPT Pres Reduc	Angle Style Type 65; Drill/Tap
NAPRAVGFT250-70	2.5" Groove x 2.5" FNPT Pres Reduc	Angle Style Type 70; Drill/Tap
NAPRAVGFT250-75	2.5" Groove x 2.5" FNPT Pres Reduc	Angle Style Type 75; Drill/Tap
NAPRAVGFT250-80	2.5" Groove x 2.5" FNPT Pres Reduc	Angle Style Type 80; Drill/Tap
NAPRAVGFT250-85	2.5" Groove x 2.5" FNPT Pres Reduc	Angle Style Type 85; Drill/Tap
NAPRAVGFT250-90	2.5" Groove Reduc Angle Style	
NAPRAVGT250-55	PRV 2.5 GRV X 2.5 GRV	PRV ANGLE TYPE 55 UL - DRILL/TAP
NAPRAVGT250-60	PRV ANGLE 2.5 GRV X GRV TYPE 60	DRILLED AND TAPPED
NAPRAVGT250-65	2.5 GRV X GRV PRV ANGLE	TYPE 65 UL-DRILL/TAP
NAPRAVGT250-70	PRV 2.5 GRV X 2.5 GRV	PRV ANGLE TYPE 70 UL - DRILL / TAP
NAPRAVGT250-75	PRV 2.5 GRV X 2.5 GRV	PRV ANGLE TYPE 75 UL - DRILL/TAP
NAPRAVGT250-80	PRV 2.5 GRV X 2.5 GRV	PRV ANGLE TYPE 80, U/L DRILL/TAP
NAPRAVGT250-85	PRV 2.5 GRV X 2.5 GRV	PRV ANGLE TYPE 85 UL - DRILL/TAP
NAPRAVGT250-90	2.5" Groove Reduc Angle Style	
NAPRVF250-55	PRV 2.5 FNPT X 2.5 FNPT F/S	PRES REDUCE STRT VALVE TYPE 55 UL
NAPRVF250-60	PRV 2.5 FNPT X 2.5 FNPT F/S	PRES REDUCE STRT VALVE TYPE 60 UL
NAPRVF250-65	PRV 2.5 FNPT X 2.5 FNPT F/S	PRES REDUCE STRT VALVE TYPE 65 UL
NAPRVF250-70	PRV 2.5 FNPT X 2.5 FNPT F/S	PRES REDUCE STRT VALVE TYPE 70 UL
NAPRVF250-75	PRV 2.5 FNPT X 2.5 FNPT F/S	PRES REDUCE STRT VALVE TYPE 75 UL
NAPRVF250-80	PRV 2.5 FNPT X 2.5 FNPT F/S	PRES REDUCE STRT VALVE TYPE 80 UL
NAPRVF250-85	PRV 2.5 FNPT X 2.5 FNPT F/S	PRES REDUCE STRT VALVE TYPE 85 UL
NAPRVFT250-55	2.5 STRAIGHT FNPT X FNPT PRV	DRILL/TAP PORTS, TYPE 55, UL
NAPRVFT250-60	2.5 STRAIGHT FNPT X FNPT PRV	DRILL/TAP PORTS, TYPE 60 UL
NAPRVFT250-65	2.5 STRAIGHT FNPT X FNPT PRV	DRILL/TAP PORTS, TYPE 65 UL
NAPRVFT250-70	2.5 STRAIGHT FNPT X FNPT PRV	DRILL/TAP PORTS, TYPE 70 UL
NAPRVFT250-75	2.5 STRAIGHT FNPT X FNPT PRV	DRILL/TAP PORTS, TYPE 75, UL
NAPRVFT250-80	2.5 STRAIGHT FNPT X FNPT PRV	DRILL/TAP PORTS, TYPE 80, UL
NAPRVFT250-85	2.5 STRAIGHT FNPT X FNPT PRV	DRILL/TAP PORTS, TYPE 85, UL
NAPRVG250-55	PRV 2.5 GRV X 2.5 GRV F/S	PRES REDUCE STRT VLV T-55 UL
NAPRVG250-60	PRV 2.5 GRV X 2.5 GRV F/S	PRES REDUCE STRT VLV T-60 UL

NAPRVG250-65	PRV 2.5 GRV X 2.5 GRV F/S	PRES REDUCE STRT VLV T-65 UL
NAPRVG250-70	PRV 2.5 GRV X 2.5 GRV F/S	PRES REDUCE STRT VLV T-70 UL
NAPRVG250-75	PRV 2.5 GRV X 2.5 GRV F/S	PRES REDUCE STRT VLV T-75 UL
NAPRVG250-80	PRV 2.5 GRV X 2.5 GRV F/S	PRES REDUCE STRT VLV T-80 UL
NAPRVG250-85	PRV 2.5 GRV X 2.5 GRV F/S	PRES REDUCE STRT VLV T-85 UL
NAPRVGT250-55	2-1/2" STRAIGHT GRV X GRV PRV	DRILLED AND TAPPED PORTS
NAPRVGT250-60	2-1/2" STRAIGHT GRV X GRV PRV	DRILLED AND TAPPED PORTS
NAPRVGT250-65	2-1/2" STRAIGHT GRV X GRV PRV	DRILLED AND TAPPED PORTS
NAPRVGT250-70	2 1/2" STRAIGHT GRV X GRV PRV	DRILLED AND TAPPED PORTS
NAPRVGT250-75	2-1/2" STRAIGHT GRV X GRV PRV	DRILLED AND TAPPED PORTS
NAPRVGT250-80	2-1/2" STRAIGHT GRV X GRV PRV	DRILLED AND TAPPED PORTS
NAPRVGT250-85	2-1/2" STRAIGHT GRV X GRV PRV	DRILLED/TAPPED PORTS, TYPE 85, U/L
NF307Y50GHT	3/4" X 50' YELLOW MOP-UP HOSE CPLD	FERRULED BRASS GHT
NF615100RAQT	1-1/2" x 100' Non-Weeping Forestry	Hose, Yellow, Cpld AL 1/4 Turn Ftgs
NF615-50RAQT	1-1/2" x 50' Non-Weeping Forestry	Hose, Yellow, Cpld AL 1/4 Turn Cplgs
NST150TC	1-1/2" Female Nst Test Cap	
NST250TC	2-1/2" Female Nst Test Cap	
NV2F	1/8" FNPT x 1/8" FNPT Brass	Needle Valve
NV4F	1/4" FNPT x 1/4" FNPT Brass	Needle Valve
NV4M	1/4" MNPT x 1/4" MNPT Brass	Needle Valve
NZ1504	1/4" 15" Angle High Pressure Spray	Nozzle, 1/4" MNPT Inlet, Size 4
NZ2504	1/4" 25" Angle High Pressure Spray	Nozzle, 1/4" MNPT Inlet, Size 4
NZ4004	1/4" 40" Angle High Pressure Spray	Nozzle, 1/4" MNPT Inlet, Size 4
NZ40405	1/4" 40" Angle High Pressure Spray	Soap Nozzle, 1/4" Male Inlet, Size 40
NZ6540QCS	1/4" 65" Quick Connect Soap Nozzle	1/4" Straight Thru Plug Inlet, #40
NZ80405	1/4" 80" Angle High Pressure Spray	Soap Nozzle, 1/4" Male Inlet, Size 40
OA61	1/4 Hose x 9/16-18 Right Handed UNF	UNF, Oxygen x Hose Shank, Brass
OA71	1/4 Hose x 9/16-18 Left Handed UNF	for Acetylene x Hose Shank, Brass
OF3B	BOWES COUPLER, 3/8" M-NPTF, BRASS	
OF4B	BOWES COUPLER, 1/2" M-NPTF, BRASS	
OF6B	BOWES COUPLER, 3/4" M-NPTF, BRASS	
OM3B	BOWES NIPPLE, 3/8" M-NPTF, BRASS	
OM4B	BOWES NIPPLE, 1/2" M-NPTF, BRASS	
OM6B	BOWES NIPPLE, 3/4" M-NPTF, BRASS	
P-10EF10-B	1 1/4" STR8-THRU COUP, 1 1/4" NPTF,	obsolete use 4NM6-B
P-10EF10-B-LS	1 1/4" STR8-THRU COUP, 1 1/4" NPTF,	200108-10
P-10HBF10-B	1 1/4" ISO-B COUPL, 1 1/4" BSPP, BR	200117-10
P-10HF10-B	1 1/4" ISO-B COUPL, 1 1/4" NPTF, BR	200212-10
P-10HF10-B-LS	1 1/4" ISO-B COUPL, 1 1/4" NPTF, BR	200032-10
P-10VF10-B	1 1/4" H-STYLE COUP, 1 1/4" NPTF, BR	200152-10
P-12EF12-B	1 1/2" STR8-THRU COUP, 1 1/2" NPTF,	200403-10
P-12HBF12-B	1 1/2" ISO-B COU, 1 1/2" NPT, BR	200108-12
P-12HF12-B	1 1/2" ISO-B COUPL, 1 1/2" NPTF, BR	200212-12
P-12VF12-B	1 1/2" H-STYLE COUP, 1 1/2" NPTF, BR	200032-12
P-16EF16-B	2" STR8-THRU COUP, 2" NPTF, BRASS	200403-12
P-16VF16-B	1" H-STYLE COUP, 1" NPTF, EPDM	200108-16
P1-8HF8-B-FS	1" ISO B COUPLER, 1" NPTF, STEAM	200403-8
P-1AF1-B	1/8" HI-PRESSURE COUP, 1/8" NPTF	201167-8
P1-H8F8-B	1" ISO B NIPPE, 1" NPTF, STEAM	201213-1
P-1HF1-B	1/8" ISO-B COUPLER, 1/8" NPTF, BRAS	101167-8
P-10HBF10-B	1 1/4" ISO-B, 1 1/4" BSPP, BR	200032-1
P-2DF2-B	1/4" IND COUPLER, 1/4" NPTF, BRASS	200212-10
P-2FF2-B	1/4" IND COUPLER, 1/4" NPTF, BRASS	200877-2
P-2FS2-B	1/4" IND COUPLER, 1/4" BARB, BRASS	200870-2
P-2FS3-B-E	1/4" IND COUPLER, 3/8" BARB, BRASS	201045-2
P-2HBF2-B	1/4" ISO-B COUPLER, 1/4" BSPP, BRAS	200191-2-3
P-2HF2-B	1/4" ISO-B COUPLER, 1/4" NPTF, BRAS	200212-2
P-2JF2-B-BV-BS	1/4" TRUFULATE COUPLER, 1/4" NPTF	200032-2
P-2JM1-B	1/4" TRUFULATE COUPLER, 1/8" M-NPTF	200956-2
P-2IS2-B	1/4" TRUFULATE COUPLER, 1/4" BARB	200959-2-1
P-2VM2-B	1/4" H-STYLE COUP, 1/4" M-NPTF, BRA	201046-2
P-3EF3-B	3/8" STR8-THRU COUP, 3/8" NPTF, BRA	200577-2
P-3EM3-B	3/8" S.T. COUPLER, 3/8" M-NPTF, BRA	200108-3
P-3HBF3-B	3/8" ISO-B COUPLER, 3/8" BSPP, BRASS	200109-3
P-3HF3-B	3/8" ISO-B COUPLER, 3/8" NPTF, BRASS	200212-3
P-3VF3-B	3/8" H-STYLE COUPL, 3/8" NPTF, BRAS	200032-3
P-4EF4-B	1/2" STR8-THRU COUP, 1/2" NPTF, BRA	200403-3
P-4EF4-B-LS	1/2" STR8-THRU COUP, 1/2" NPTF, BRA	200108-4
P-4EM4-B	1/2" S.T. COUPLER, 1/2" M-NPTF, BRA	200117-4
P-4EM4-B-LS	1/2" S.T. COUPLER, 1/2" M-NPTF, BRA	200109-4
P4F4-B	THOR NIPPLE, 1/2" NPTF, BRASS	200118-4
P4F6-B	THOR NIPPLE, 3/4" NPTF, BRASS	200358-4
P4F8-B	THOR NIPPLE, 1" NPTF, BRASS	200358-4-6
P-4HBF4-B	1/2" ISO-B COUPLER, 1/2" BSPP, BRAS	200358-4-8
P-4HF4-B	1/2" ISO-B COUPLER, 1/2" NPTF, BRAS	200212-4
P-4HF4-B-LS	1/2" ISO-B COUPLER, 1/2" NPTF, BRAS	200032-4
P4M4-B	THOR NIPPLE, 1/2" M-NPTF, BRASS	200152-4
P4M6-B	THOR NIPPLE, 3/4" M-NPTF, BRASS	200314-4
P4M8-B	THOR NIPPLE, 1" M-NPTF, BRASS	
P-4VF4-B	1/2" H-STYLE COUPL, 1/2" NPTF, BRAS	200314-4-8
P-4VF4-B-E	1/2" H-COUPLER, 1/2" NPTF, BRASS, U	200403-4
P-4VM4-B	1/2" H-STYLE COUP, 1/2" M-NPTF, BRA	200917-4
P-6EBF6-B	3/4" STR8-THRU COUP, 3/4" BSPP	200577-4
P-6EF6-B	3/4" STR8-THRU COUP, 3/4" NPTF, BRA	200157-6
P-6EF6-B-LS	3/4" STR8-THRU COUP, 3/4" NPTF, BRA	200108-6
P-6EM6-B	3/4" S.T. COUPLER, 3/4" M-NPTF, BRA	200117-6
P-6EM6-B-LS	3/4" S.T. COUPLER, 3/4" M-NPTF, BRA	200109-6
P-6ES6-B	3/4" S.T. COUPLER, 3/4" BARB, BRASS	200118-6
P-6ES6-B-LS	3/4" S.T. COUPLER, 3/4" BARB, BRASS	200110-6
P-6HBF6-B	3/4" ISO-B COUPLER, 3/4" BSPP, BRAS	200119-6
P-6HF6-B	3/4" ISO-B COUPLER, 3/4" NPTF, BRAS	200212-6
P-6HF6-B-LS	3/4" ISO-B COUPLER, 3/4" NPTF, BRAS	200032-6
P-6VF6-B	3/4" H-STYLE COUPL, 3/4" NPTF, BRAS	200152-6
P-6VF6-B-E	3/4" H-COUPLER, 3/4" NPTF, BRASS, U	200403-6
P-6VM6-B	3/4" H-STYLE COUP, 3/4" NPTF, EPDM	200917-6
P-8EBF8-B	1" STR8-THRU COUP, 1" BSPP	200577-6
P-8EBM8-B	1" STR8-THRU COUP, 1" M-BSPP	200157-8
		201254-8

730657

P-8EF8-B	1" STR8-THRU COUP, 1" NPTF, BRASS	200109-8	450971
P-8EM8-B	1" STR8-THRU COUP, 1" M-NPTF, BRASS	200212-8	
P-8HBF8-B	1" ISO-B COUPLER, 1" BSPP, BRASS	200032-8	
P-8HF8-B	1" ISO-B COUPLER, 1" NPTF, BRASS	200403-8	
P-8VF8-B	1" H-STYLE COUPLER, 1" NPTF, BRASS	200917-8	
P-8VF8-B-E	1" H-COUPLER, 1" NPTF, BRASS, UNVAL	200577-8	
P-8VM8-B	1" H-STYLE COUPLER, 1" M-NPTF, BRAS	Brass, P4F6-B	
PFB12	1/2" Thor Nipple x 3/4" Fem NPTF	Brass, P4F8-B	
PFB16	1/2" Thor Nipple x 1" Fem NPTF	Brass, P4F4-B	
PFB8	1/2" Thor Nipple, 1/2" Fem NPTF	Cap w/ Chain	
PFC250F	2-1/2" NST Red Polycarbonate	Cap w/ Chain	
PFCW250F	2 1/2" NST (NH) Red Polycarbonate	Nozzle w/ Large Bumper, Global	
PFNB150NST	1-1/2" NST Powhatan Thermoplastic		
PG700	Pistol Grip Blow Gun		
P-H10BF10-B	1 1/4" ISO-B NIPPL, 1 1/4" BSPP, BR	100212-10	
P-H10F10-B	1 1/4" ISO-B NIPPL, 1 1/4" NPTF, BR	100023-10	
P-H12BF12-B	1 1/2" ISO-B NIPPLE, 1 1/2" NPT, BR	100212-12	
P-H12F12-B	1 1/2" ISO-B NIPPL, 1 1/2" NPTF, BR	100023-12	
P-H1F1-B	1/8" ISO-B NIPPLE, 1/8" NPTF, BRASS	100023-1	
P-H2BF2-B	1/4" ISO-B NIPPLE, 1/4" BSPP, BRASS	100212-2	
P-H2F2-B	1/4" ISO-B NIPPLE, 1/4" NPTF, BRASS	100023-2	
P-H3BF3-B	3/8" ISO-B NIPPLE, 3/8" BSPP, BRASS	100212-3	
P-H3F3-B	3/8" ISO-B NIPPLE, 3/8" NPTF, BRASS	100023-3	
P-H4BF4-B	1/2" ISO-B NIPPLE, 1/2" BSPP, BRASS	100212-4	
P-H4F4-B	1/2" ISO-B NIPPLE, 1/2" NPTF, BRASS	100023-4	
P-H6BF6-B	3/4" ISO-B NIPPLE, 3/4" BSPP, BRASS	100212-6	
P-H6F6-B	3/4" ISO-B NIPPLE, 3/4" NPTF, BRASS	100023-6	
P-H8BF8-B	1" ISO-B NIPPLE, 1" BSPP, BRASS	100212-8	
P-H8F8-B	1" ISO-B NIPPLE, 1" NPTF, BRASS	100023-8	
PHL12	1/2" Thor Cplr x 3/4" Hose Barb	w/Locking Sleeve, Brass, 4PS6-B	
PHL12WF	3/4" BRASS DUAL LOCK W/STEEL FERR		
PHL16	1/2" Thor Coupler x 1" Hose Barb	w/Locking Sleeve, Brass, 4PS8-B	
PHL16WF	1" brass Dual Lock W/steel Ferr		
PHL16WF-1	1" Brass Dual Lock W/steel Ferr		
PHL8WF	3/4 Brass Duallock W/steel Ferr		
PI5250F-C	2-1/2" FNPT X 2-1/2" MNH PUMPER	INTAKE NIPPLE SHORT POL CHR BRASS	
PIWS400F-C	4" FNPT X 4" MNH PUMPER INTAKE	NIPPLE W/SCREEN - POL CHR BRASS	
PIWS4045F-C	4" FNPT X 4-1/2" MNH PUMPER INTAKE	NIPPLE W/SCREEN - POL CHR BRASS	
PIWS500F-C	5" FNPT X 5" MNH PUMPER INTAKE	NIPPLE W/SCREEN - POL CHR BRASS	
PIWS5045F-C	5" FNPT X 4-1/2" MNH PUMPER INTAKE	NIPPLE W/SCREEN - POL CHR BRASS	
PIWS5060F-C	5" FNPT X 6" MNST PUMPER INTAKE	NIPPLE W/SCREEN - POL CHR	
PIWS600F-C	6" FNPT X 6" MNH PUMPER INTAKE	NIPPLE W/SCREEN - POL CHR BRASS	
PIWS6050F-C	6" FNPT X 5" MNH PUMPER INTAKE	NIPPLE W/SCREEN - POL CHR BRASS	
PMB12	1/2" Thor Nipple x 3/4" Male NPT	Brass, P4M6-B	
PMB16	1/2" Thor Nipple x 1" Male NPT	Brass, P4M8-B	
PMB8	1/2" Thor Nipple x 1/2" Male NPT	Brass, P4M4-B	
PNB75GHT	3/4" GHT Brass Rubber Power Flow	Water Nozzle	
PPDV75	3/4" NPT PUSH PULL DRAIN VALVE, BR		
PRN150F	1 1/2" MNPT X MNST PIN RACK NIPPLE	BRASS	
PRN150F-C	1 1/2 M NPT X 1 1/2 M NST PR NIPPLE	POLISHED AND CHROMED BRASS	
PRN150NYFD	1-1/2" MNPT X 1-1/2" MNYFD	PIN RACK NIPPLE	
PRN2502.94X7.5	2.5" MNPT X 2.5" M (2.94 X 7.5) CR	PIN RACK NIPPLE	
PRN2503.17X6	2.5" MNPT X 2.5" M (3.17X6) P/R	BRASS PIN RACK NIPPLE	
PRN250F	2 1/2 MNPT X MNST PIN RACK NIPPLE		
PRN250F-C	2-1/2" MNPT X 2-1/2" MNH PIN RACK	NIPPLE - POL CHR BR	
PRN250F-PR	2 1/2 MNPT X MNST PIN RACK NIPPLE	P/R	
PRN250NYC	2-1/2" MNPT X 2-1/2" MNYC	PIN RACK NIPPLE BR	
PRN250NYC-PR	2-1/2" MNPT X 2-1/2" MNYC BR NIPPLE	FOR POTTER ROEMER RACK	
PRN250NYFD	2.5" MNPT X 2.5" MNYFD PIN RACK NIP	(PR RACKS)	
PS-10HF10-B	1 1/4" ISO-B COUPL, 1 1/4" NPTF, BR	200958-10	
PS-10VF10-B	1 1/4" H-STYLE COUPL, 1 1/4" NPTF, BR	200731-10	
PS-12HF12-B	1 1/2" ISO-B COUPL, 1 1/2" NPTF, BR	200958-12	
PS-16VF16-B	2" H-STYLE COUPLER, 2" NPTF, BRASS	200731-16	
PS-3VF3-B-E	3/8" H-COUPLER, 3/8" NPTF, BRASS, U	201072-3	
PS-6HF6-B	3/4" ISO-B Coupler, Steam Seal, NPT	200958-6	
PS-6VF6-B-E	3/4" H-COUPLER, 3/4" NPTF, BRASS, U	201072-6	
PSF250F-P	2.5" FNST X 2.5" FNPT PL SWIVL POL	***NO MARKINGS***	
PS-H10F10-B	1 1/4" ISO-B NIPPL, 1 1/4" NPTF, BR	100958-10	
PS-H12F12-B	1 1/2" ISO-B NIPPL, 1 1/2" NPTF, BR	100958-12	
PSM0404	1/4" Swivel Male Repair Kits for	Polyurethane Self Storing Air Hose	
PSM0504	Repair Kit For Polyurethane	Self Storing Air Hose	
PSM0604	3/8" Swivel Male Repair Kit for	Polyurethane Self Storing Air Hose	
PSM0808	Repair Kits fitting & nut only	Polyurethane Self Storing Air Hose	
PSN76	3/4" GHT Brass Sweeper Nozzle	2" Length, 3/16" Discharge	
PSNG250AK	2-1/2" 3.250 X 6 P/L SWIVEL NUT	CAST BRASS - (GIACOMINI)	
PSNG250OCL	2-1/2" 3.078X 8 P/L SWIVEL NUT	CAST BRASS - (GIACOMINI)	
PSNP2502.93X7	2-1/2" PIN LUG BRASS SWIVEL NUT W/	2.93 X 7TPI SPECIAL THREADING	
PSNP2502.99X7.5	2-1/2" PIN LUG BRASS SWIVEL NUT W/	2.99 X 7.5 TPI SPECIAL THREADING	
PSNP2503.00X6	2-1/2" PIN LUG BRASS SWIVEL NUT W	3.00 X 6 TPI SPECIAL THREADING	
PSNP2503.03X7	2-1/2" PIN LUG BRASS SWIVEL NUT	WITH 3.03 X 7 SPECIAL THREADING	
PSNP2503.06X7	2-1/2" PIN LUG BRASS SWIVEL NUT W/	3.06 X 7 TPI SPECIAL THREAD	
PSNP2503.06X8	2-1/2" PIN LUG BRASS SWIVEL NUT W/	3.06 X 8 TPI SPECIAL THREAD	
PSNP2503.078X8	2-1/2" PIN LUG BRASS SWIVEL NUT W/	3.078 X 8 TPI SPECIAL THREADING	
PSNP2503.07X6	2-1/2" PIN LUG BRASS SWIVEL NUT W/	3.07 X 6 TPI SPECIAL THREAD	
PSNP2503.07X8	2-1/2" PIN LUG BRASS SWIVEL NUT W/	3.07 X 8 TPI SPECIAL THREADING	
PSNP2503.08X6	2-1/2" PIN LUG BRASS SWIVEL NUT W/	3.08 X 6 TPI SPECIAL THREADING	
PSNP2503.09X6	2-1/2" PIN LUG BRASS SWIVEL NUT	WITH 3.09 X 6 TPI SPECIAL THREADS	
PSNP2503.09X8	2-1/2" PIN LUG BRASS SWIVEL NUT W	3.09 X 8 TPI SPECIAL THREADING	
PSNP2503.125X5	2-1/2" PIN LUG BRASS SWIVEL NUT	WITH 3.125 X 5 SPECIAL THREADING	
PSNP2503.125X6	2-1/2" PL BRASS SWIV NUT DOUBLE STR	WITH 3.125 X 6 SPECIAL THREADING	
PSNP2503.17X6	2-1/2" PIN LUG BRASS SWIVEL NUT	WITH 3.17 X 6 TPI SPECIAL THREAD	
PSNP2503.17X7	2-1/2" PIN LUG BRASS SWIV NUT W/	3.17 X 7 TPI SPECIAL THREAD	
PSNP2503.18X6	2-1/2" PIN LUG BRASS SWIVEL NUT W/	3.18 X 6 TPI SPECIAL THREADING	
PSNP2503.18X7	2-1/2" PIN LUG BRASS SWIVEL NUT W/	3.18 X 7 TPI SPECIAL THREAD	
PSNP2503.23X6	2-1/2" PIN LUG BRASS SWIVEL NUT W/	(3.234 X 6TPI) - DAYTON, OH THREAD	
PSNP2503.23X7	2 1/2" PIN LUG BRASS SWIVEL NUT W/	3.23X 7 TPI SPECIAL THREAD	
PSNP2503.25X6	2-1/2" PIN LUG BRASS SWIVEL NUT W/	3.25 X 6 TPI SPECIAL THREADING	

PSNP2503.29X6	2-1/2" PIN LUG BRASS SWIVEL NUT	WITH 3.29 X 6 TPI SPECIAL THREADS
PSNP2503.31X8	2-1/2" PIN LUG BRASS SWIVEL NUT W/	3.31 X 8 TPI SPECIAL THREADING
PSNP2503.34X6	2-1/2" PIN LUG BRASS SWIVEL NUT W/	3.34 X 6 TPI SPECIAL THREADS
PSNP250NST	2-1/2" NST PIN LUG BRASS SWIVEL	INCLUDES SET SCREW/GASKET/BALL BEAR
PSNP250NST-P	2-1/2" NST PIN LUG POL/BR SWIVEL	NUT - POWHATAN FDC RPL
PSNP250NYC	2-1/2" PIN LUG BRASS SWIVEL NUT W/	NYC (3.00 X 8 TPI) SPECIAL THREADS
PSNP250NYFD	2-1/2" PIN LUG BRASS SWIVEL NUT W/	NYFD (3.03 X 8 TPI) SPECIAL THREADS
PSNP250S	2-1/2" NPSH PIN LUG BRASS SWIVEL	INCL: SET SCREW, BB, & GASKET
PSNP300NST	3" NST PIN LUG CAST BRASS SWIVEL	INCL: SET SCREW, BB, & GASKET
PSNP300NYFD	3" PIN LUG BRASS SWIVEL NUT W/	NYFD (3.63 X 8) SPECIAL THREADS
PSNP300NYFD-C	3" PIN LUG BRASS SWIVEL NUT WITH	NYFD POL/CHROME
PSNP300NYFD-P	3" PIN LUG BRASS SWIVEL NUT WITH	NYFD (3.63 X 8) SPEC THRDs - POLISH
PS-V10F10-B	1 1/4" H-STYLE NIP, 1 1/4" NPTF, BR	100731-10
P-V10F10-B	1 1/4" H-STYLE NIP, 1 1/4" NPTF, BR	100403-10
P-V12F12-B	1 1/2" H-STYLE NIP, 1 1/2" NPTF, BR	100403-12
P-V16F16-B	1" H-STYLE NIPP, 1" NPTF, EPDM	100403-16
P-V3M3-B	3/8" H-STYLE NIPP, 2/8" M-NPTF, BRA	100577-3
P-V4F4-B	1/2" H-STYLE NIPPLE, 1/2" NPTF, BRA	100403-4
P-V4M4-B	1/2" H-STYLE NIPP, 1/2" M-NPTF, BRA	100577-4
P-V6F6-B	3/4" H-STYLE NIPPLE, 3/4" NPTF, BRA	100403-6
P-V6M6-B	3/4" H-STYLE NIPP, 3/4" NPTF, EPDM	100577-6
P-V8F8-B	1" H-STYLE NIPPLE, 1" NPTF, BRASS	100403-8
PW15F15F	PLAIN WYE 1 1/2" FNST X (2) 1 1/2" MNST	brass
PW25F15F	PLAIN WYE 2-1/2" FNST X (2)	1-1/2" MNST OUTLETS
PW25F25F	PLAIN WYE 2 1/2" FNST X	(2) 2-1/2" MNST CAST BRASS
PW615B100RBF	1-1/2" X 100' BLUE DJ POTABLE WATER	HOSE CPLD RL BRASS NST
PW615B100RBS	1 1/2" X 100' BLUE DJ POTABLE HOSE	CPLD RL BRASS NPSH
PW615B50RBF	1-1/2" X 50' BLUE DJ POTABLE WATER	HOSE CPLD RL BR NST
PW615B50RBS	1-1/2 50' DJ BLUE POTABLE WATER	HOSE CPLD - RL, BR, NPSH
PW625B100RBF	2-1/2" X 100' BLUE DJ POTABLE WATER	HOSE CPLD RL BR NST
PW625B100RBS	2 1/2" X 100' BLUE DJ POTABLE HOSE	CPLD RL BRASS NPSH
PW625B50RBF	2 1/2 X 50' DJ POTABLE WATER HOSE	BLUE RL BR NST
PW625B50RBS	2 1/2 X 50' DJ POTABLE WATER HOSE	BLUE - R/L, BR, NPSH
QB101	1/2" Bowes Brass Cplr, 3/8" NPTF	Female Head x FNPT End, 4NF3-B
QB102	1/2" Bowes Brass Cplr, 1/2" NPTF	Female Head x FNPT End, 4NF4-B
QB103	1/2" Bowes Brass Cplr, 3/4" NPTF	Female Head x FNPT End, 4NF6-B
QB2	1/2" Bowes Brass Nipple, 3/8" Barb	Male Head x Hose End, N4S3-B
QB21	1/2" Bowes Brass Cplr, 3/8" Barb	Female Head x Hose End, 4NS3-B
QB22	1/2" Bowes Brass Cplr, 1/2" Barb	Female Head x Hose End, 4NS4-B
QB22WF	1/2" x 1/2" Brass Dix-Lock	Female Head w/Ferrule
QB23	1/2" Bowes Brass Cplr, 3/4" Barb	Female Head x Hose End, 4NS6-B
QB23WF	1/2" x 3/4" Brass Dix-Lock	Female Head w/Ferrule
QB3	1/2" Bowes Brass Nipple, 1/2" Barb	Male Head x Hose End, N4S4-B
QB33	1/2" Bowes Nipple, 1/2" Barb, Brass	Male Locking Head x Hose Shank, LS
QB33WF	1/2" x 1/2" Brass Dix-Lock	Male Locking Head w/Ferrule
QB3WF	1/2" x 1/2" Brass Dix-Lock	Male Head w/Ferrule
QB4	1/2" Bowes Brass Nipple, 3/4" Barb	Male Head x Hose End, N4S6-B
QB41	1/2" Bowes Nipple, 3/8" MNPTF, Brass	Male Head x Male NPT End, N4M3-B
QB42	1/2" Bowes Nipple, 1/2" MNPTF, Brass	Male Head x Male NPT End, N4M4-B
QB43	1/2" Bowes Nipple, 3/4" MNPTF, Brass	Male Head x Male NPT End, N4M6-B
QB44	1/2" Bowes Nipple, 3/4" Barb, Brass	Male Locking Head x Hose Shank, LS
QB44WF	1/2" x 3/4" Brass Dix-Lock	Male Locking Head w/Ferrule
QB4WF	1/2" x 3/4" Brass Dix-Lock	Male Head w/Ferrule
QB61	1/2" Bowes Cplr, 3/8" MNPTF, Brass	Female Head x Male NPT End, 4NM3-B
QB62	1/2" Bowes Cplr, 1/2" MNPTF, Brass	Female Head x Male NPT End, 4NM4-B
QB63	1/2" Bowes Cplr, 3/4" MNPTF, Brass	Female Head x Male NPT End, 4NM6-B
QB66	1/2" Bowes Nip, 1/2" MNPTF, S-LOK	Male Locking Head x MNPT, N4M4-B-LS
QB81	1/2" Bowes Brass Nipple, 3/8" NPTF	Male Head x Female NPT End, N4F3-B
QB82	1/2" Bowes Brass Nipple, 1/2" NPTF	Male Head x Female NPT End, N4F4-B
QB83	1/2" Bowes Brass Nipple, 3/4" NPTF	Male Head x Female NPT End, N4F6-B
QB88	1/2" Bowes Nipp, 3/4" MNPTF, S-LOK	Male Locking Head x Male NPT, Brass
R125AAS-A	1-1/4" Brass Serrated Ferrule for	520-H Coupling, 0011043C
R125AS-A	1-1/4" Brass Serrated Ferrule for	520-H Coupling, 0011044C
R125BS-A	1-1/4" Brass Serrated Ferrule for	520-H Coupling, 0011045C
R125CS-A	1-1/4" Brass Serrated Ferrule for	520-H Coupling, 0011046C
R125DS-A	1-1/4" Brass Serrated Ferrule for	520-H Coupling
R125ES	1-1/4" BR Serrated Ferr-2402945302	Replaced by R125ES-A
R125ES-A	1-1/4" Brass Serrated Ferrule for	520-H Coupling
R1375BS	1-3/8" Brass Serrated Ferrule for	520-H Coupling
R1375CS	1-3/8" Brass Serrated Ferrule for	520-H Coupling
R1375DS	1-3/8" Brass Serrated Ferrule for	520-H Coupling
R1375ES	1-3/8" Brass Serrated Ferrule for	520-H Coupling
R15AAAAS-A	1-1/2" Brass Serrated Ferrule for	520-H Coupling
R15AAS-A	1-1/2" Brass Serrated Ferrule for	520-H Coupling
R15AS-A	1-1/2" Brass Serrated Ferrule for	520-H Coupling
R15BS-A	1-1/2" Brass Serrated Ferrule for	520-H Coupling
R15CS-A	1-1/2" Brass Serrated Ferrule for	520-H Coupling
R15DS-A	1-1/2" Brass Serrated Ferrule for	520-H Coupling
R15ES-A	1-1/2" Brass Serrated Ferrule for	520-H Coupling
R15FS	1-1/2" BR Serrated Ferr-2402951702	Replaced by R15FS-A
R15GS	1-1/2" BR Serrated Ferr-2402951602	Replaced by R15GS-A
R1AAAAS-A	1" Brass Serrated Ferrule for	520-H Coupling, 0011036C
R1AAS-A	1" Brass Serrated Ferrule for	520-H Coupling, 0011037C
R1AS-A	1" Brass Serrated Ferrule for	520-H Coupling, 0011038C
R1BS-A	1" Brass Serrated Ferrule for	520-H Coupling, 0011039C
R1CS-A	1" Brass Serrated Ferrule for	520-H Coupling, 0011040C
R1DS-A	1" Brass Serrated Ferrule for	520-H Coupling, 0011041C
R1ES-A	1" Brass Serrated Ferrule for	520-H Coupling, 0011042C
R25AS	2-1/2" Brass Serrated Ferrule for	520-H Coupling
R25BS	2-1/2" Brass Serrated Ferrule for	520-H Coupling
R25CS	2-1/2" Brass Serrated Ferrule for	520-H Coupling
R25DS	2-1/2" Brass Serrated Ferrule for	520-H Coupling
R25ES	2-1/2" Brass Serrated Ferrule for	520-H Coupling
R25FS	2-1/2" Brass Serrated Ferrule for	520-H Coupling
R2AAS	2" Brass Serrated Ferrule for	520-H Coupling
R2AS	2" Brass Serrated Ferrule for	520-H Coupling
R2BS	2" Brass Serrated Ferrule for	520-H Coupling

R2CS	2" Brass Serrated Ferrule for	520-H Coupling
R2DS	2" Brass Serrated Ferrule for	520-H Coupling
R2E	2" BR PLAIN FERRULE FOR 520-H SERIE	Replaced by Part Number R2ES
R2ES	2" Brass Serrated Ferrule for	520-H Coupling
R2FS	2" Brass Serrated Ferrule for	520-H Coupling
R364-02C	1/4" Brass Mini Regulator w/out	Gauge
R364-02CG	1/4" Brass Mini Regulator w/Gauge	
R3AAAS	3" Brass Serrated Ferrule for	520-H Coupling, REV.D
R3AAS	3" Brass Serrated Ferrule for	520-H Coupling, REV. F
R3AS	3" Brass Serrated Ferrule for	520-H Coupling
R3BS	3" Brass Serrated Ferrule for	520-H Coupling
R3CS	3" Brass Serrated Ferrule for	520-H Coupling
R43-201RG	1/4" Series 1 Water Regulator w/	Gauge, T-Handle
R43-301RG	3/8" Series 1 Water Regulator w/	Gauge, T-Handle
R43-406RG	1/2" Series 1 Water Regulator w/	Gauge, T-Handle
R4AAAS	4" BR FERRULE FOR 520-H SERIES	
R4AAS	4" BR FERRULE FOR 520-H SERIES	
R4AS	4" BR FERRULE FOR 520-A SERIES	
R4BS	4" BR FERRULE FOR 520-H SERIES	
R4CS	4" BR FERRULE FOR 520-H SERIES	
R4DS	4" BR FERRULE FOR 520-H SERIES	
R4ES	4" BR FERRULE FOR 520-H SERIES	
R4FS	4" BR FERRULE FOR 520-H SERIES	
R4GS	4" BR FERRULE FOR 520-H SERIES	
R4HS	4" BR FERRULE FOR 520-H SERIES	
R515100CBF	1-1/2" X 100' 500# RACK HOSE CPLD	BRASS COMBO LUG NST
R515100CBF/F	1-1/2" X 100' RACK HOSE CPLD	BR COMBO LUG NST - FOLDED
R515-50CBF	1-1/2" X 50' 500# RACK HOSE CPLD	BRASS COMBO LUG NST
R515-50CBF/F	1-1/2" X 50' 500# RACK RL/PL BRASS	NST - **FOLDED HOSE**
R515U100CBF	1-1/2" X 100' 500# RACK HOSE CPLD	BRASS COMBO LUG NST - U/L LABELED
R515U100CBF/F	1-1/2" X 100' 500# RACK HOSE FOLDED	BR COMBO NST - U/L & FM LABELED
R515U50CBF	1-1/2" X 50' 500# RACK HOSE CPLD BR	COMBO LUG NST - U/L LABELED
R515U50CBF/F	1-1/2" X 50' 500# RACK HOSE CPLD BR	COMBO LUG NST - U/L LABEL & FOLDED
R75AAS	3/4" Brass Serrated Ferrule for	520-H Coupling, 0011029C
R75AS	3/4" Brass Serrated Ferrule for	520-H Coupling, 0011030C
R75BS	3/4" Brass Serrated Ferrule for	520-H Coupling, 0011031C
R75CS	3/4" Brass Serrated Ferrule for	520-H Coupling, 0011032C
R83-200R	1/4 Series-1 Cylinder Gas Regulator	w/out Gauge
RA3F2M	3/8" Female NPTF x 1/4" Male NPTF	Brass Reducer Adapter
RA6F4M	3/4" Female NPTF x 1/2" Male NPTF	Brass Reducer Adapter
RB3-01R	1/8" Mini Water Regulator w/o Gauge	Old part#R04-01R
RB3-01RG	1/8" Mini Water Regulator w/Gauge	Old# R04-01RG
RB3-02R	1/4" Mini Water Regulator w/o Gauge	Old part#R04-02R
RB3-02RG	1/4" Mini Water Regulator w/Gauge	Old# R04-2RG
RD15193	1 1/2" NPSH, 1 15/16 BOWL BR RL	
RD15193F	1 1/2" NST DBL JAKT CPLG BR RL	1 15/16 BOWL
RD15206	1 1/2" NPSH 2 1/16 BOWL BRASS R/L	
RD253	2-1/2" NPSH DJ CPLG 3" BOWL	
RD253F	2 1/2" NST 3 BOWL R/L, BRASS	RL BRASS
REP250AS	2-1/2" ROUND ESCUTCHEON 7-5/8" OD	AUTO SPKR - CAST BRASS
REP250AS-C	2-1/2" ROUND ESCUTCHEON 7-5/8" OD	AUTO SPKR - POL CHR BRASS
REP250AS-P	2-1/2" ROUND ESCUTCHEON 7-5/8" OD	AUTO SPKR - POL BRASS
REP250HY	2-1/2" Round Escutcheon ID Plate	Brass, Wall Hydrant, 7-5/8" OD
REP250HY-P	2-1/2" ROUND ESCUTCHEON 7-5/8" OD	WALL HYDRANT - POL BRASS
REP250PT	2-1/2" Round Escutcheon ID Plate	Pump Test, Brass, 7-5/8" OD
REP250SP	2-1/2" ROUND ESCUTCHEON 7-5/8" OD	STAND PIPE - CAST BRASS
REP250SP-C	2-1/2" Round Escutcheon ID Plate	Polish Chrome Brass, Standpipe
REP250SP-P	2-1/2" Round Escutcheon ID Plate	Polished Brass, Standpipe
REP400AS	4" Round Escutcheon ID Plate	Auto-Sprinkler, 9-1/4" OD
REP400AS/SP	4" Round Escutcheon ID Plate, Cast	Brass, Auto-Sprinkler & Standpipe
REP400AS-C	4" Round Escutcheon ID Plate	Polish Chrome Brass, Auto-Sprinkler
REP400AS-D	9-1/4" DIAMETER 4" ROUND ESCUTCHEON	PLATE, CAST BRASS, DOMESTIC
REP400AS-P	4" Round Escutcheon ID Plate	Polish Brass, Auto-Sprinkler, 9-1/4"
REP400AS-RC	9 1/4 DIAMETER 4" ROUND ESCUTCHEON	ROUGH CHROME FINISH
REP400HY	4" Round Escutcheon ID Plate	Cast Brass, Wall Hydrant, 9-1/4" OD
REP400PT	9-1/4" DIAMETER 4" ROUND BRASS	ESCUTCHEON PLATE - PUMP TEST
REP400SP	4" Round Escutcheon ID Plate	Cast Brass, Standpipe, 9-1/4" OD
REP400SP-C	4" Round Escutcheon ID Plate	Polished Chrome Brass, Standpipe
REP400SP-P	4" Round Escutcheon ID Plate	Cast Brass, Standpipe, 9-1/4" OD
REP600AS	6" Round Escutcheon ID Plate, Cast	Brass, Auto-Sprinkler, 11-1/4" OD
REP600AS-C	6" Round Escutcheon Plate, Polished	Chrome Brass, Auto-Sprinkler, 11-1/4"
REP600AS-P	6" Round Escutcheon Plate, Polished	Brass, Auto-Sprinkler, 11-1/4" OD
REP600HY	6" ROUND ESCUTCHEON WALL	HYDRANT - CAST BRASS
REP600SP	6" Round Escutcheon ID Plate, Cast	Brass, Standpipe, 11-1/4" OD
REP600SP-C	6" Round Escutcheon Plate, Polished	Chrome Brass, Standpipe, 11-1/4" OD
REP600SP-P	6" ROUND ESCUTCHEON STANDPIPE	POLISHED BRASS
REPAV150-C	1-1/2" VALVE ESCUTCHEON PLATE	POL CHR BRASS
RFC075	3/4" Cast Brass Cap w/ Chain,	FNPSH Thread, Rocker Lug
RFC100	1" Cast Brass Cap w/ Chain,	FNPSH Thread, Rocker Lug
RFC100F	1" Cast Brass Cap w/ Chain,	FNST Thread, Rocker Lug
RFC125	1-1/4" NPSH BRASS CAP WITH CHAIN	ROCKER LUG
RFC150	1 1/2" NPSH FEMALE CAP W/ CHAIN	ROCKER LUG
RFC150F	1-1/2" NST BRASS R/L CAP	WITH CHAIN
RFC150F-C	1-1/2" NH RL CAP WITH BEADED CHAIN	POL & CHROMED BRASS
RFC150F-D	1-1/2" NST BRASS R/L CAP WITH CHAIN	** DOMESTIC PRODUCT **
RFC150-P	1-1/2" NPSH BRASS RL CAP WITH CHAIN	POLISHED
RFC200	2" BRASS RL NPSH CAP WITH CHAIN	
RFC250	2-1/2" NPSH RL CAP W/ CHAIN - BRASS	
RFC2503.07X8	2 1/2" R/L BRASS CAP WITH CHAIN,	3.078 X 8 SPECIAL THREADS
RFC250BA	2-1/2" BA (3.00 X 8) P/L BRASS	CAP WITH CHAIN
RFC250CSA	2-1/2" CSA (3.12 X 5) P/L BRASS	CAP WITH CHAIN - SPECIAL THREADS
RFC250F	2-1/2" NST CAP WITH CHAIN	BRASS ROCKER LUG
RFC250F-C	2-1/2" NH RL CAP WITH CHAIN,	POL & CHROMED BRASS
RFC250F-D	2.5 CAP RL BRASS	DOMESTIC
RFC250F-P	2-1/2" NST (NH) RL CAP WITH CHAIN	POLISHED BRASS
RFC250WCT	2-1/2" WCT (3.25 X 6) P/L BRASS	CAP WITH CHAIN
RFC300F	3" NH ROCKER LUG CAP WITH	CHAIN - CAST BRASS

RFC300F-C	3" NH ROCKER LUG CAP WITH CHAIN	POL & CHR BRASS
RFC300NYFD	3" NYFD ROCKER LUG CAP WITH	CHAIN - CAST BRASS
RFC400	4" BRASS NPSH RL CAP WITH CHAIN	
RFP150F	1-1/2" NH RL PLUG WITH CHAIN	CAST BRASS
RFP150F-D	1.5 NST RL PLUG	DOMESTIC
RFP150T	1-1/2" NPT BRASS PLUG WITH CHAIN,	ROCKER LUG
RFP250CH-D	2.5 CHICAGO FIRE DEPT. PLUG RL BRAS	DOMESTIC
RFP250F	2-1/2" Cast Brass Plug w/ Chain,	Male NST Thread, Rocker Lug
RFP250F-C	2-1/2" Nh RI Plug With Beaded Chain	Pol & Chr Brass
RFP250F-D	2.5 NST RL PLUG	DOMESTIC
RFP250F-RPC	2 1/2" NH RL PLUG W/CHAIN	POWDER COAT RED
RFSA250F-C	2-1/2" Fnh X Fngt RI Fem Swiv Adpt	W/ SUCT STRAINER - POL & CHR BRASS
RFSA25F30T	2-1/2" Fnh X 3" Fngt Fem Swivel	SUCTION ADPT WITH SCREEN-BRASS
RH15168	1-1/2" NPSH BRASS RACK HOSE CPLG,	1-11/16" BOWL
RH15168F	1 1/2 NST BRASS RACK HOSE CPLG,	1-11/16" BOWL
RH16171	2-1/2" EXPANSION UNIT ASSEMBLY	
RHA1510	1-1/2" FNH X 1" MNPSH HYDR ADPT	RL BRASS
RHA1510F	1 1/2" F NST X 1" M NST RL BRASS	HYDRANT ADAPTER
RHA1510F-D	1.5 FNST X 1 MNST RL BR ADAPTER	DOMESTIC
RHA1510T	1-1/2" FNST X 1" MNPT BRASS	HYDR ADPT - ROCKER LUG
RHA1510T-D	1.5 FNST X 1 MNPT RL BR ADAPTER	DOMESTIC
RHA1515	1 1/2 F NST X 1 1/2 M NPSH HYD ADPT	BRASS ROCKER LUG
RHA1515F	1-1/2" FNST X 1-1/2" MNST BRASS HYD	ADAPTER WITH ROCKER LUGS
RHA1515T	1 1/2" FNST X 1-1/2" MNPT BRASS	HYDR ADPT - ROCKER LUG
RHA1515T-D	1.5 FNST X 1.5 MNPT RL BR ADAPTER	DOMESTIC
RHA1520	1 1/2 FNST X 2 MNPSH HYD ADPT	BRASS ROCKER LUG
RHA1525F	1-1/2" FNS X 2 1/2" MNST BRASS	HYDRA ADPT- ROCKER LUG
RHA1525F-D	1.5 FNST X 2.5 MNST RL BR ADAPTER	DOMESTIC
RHA1575	1-1/2" FNST X 3/4" MNPSH HYD ADP RL	* PART WILL DISC WHEN STOCK GONE *
RHA1575T	1-1/2" FNST X 3/4" MNPT HYDR	ADPT- ROCKER LUG
RHA1576	1 1/2 FNST X 3/4 M GHT BRASS	ROCKER LUG HYDR ADPTR
RHA15510	1-1/2" FNPSH X 1" MNPSH BRASS	HYDR ADPT - ROCKER LUG
RHA15510T	1-1/2" FNPSH X 1" MNPT HYDR ADPT	BRASS ROCKER LUG
RHA15515F	1-1/2" FNPSHX 1-1/2" MNST HYD	ADPT -ROCKER LUG BRASS
RHA15515F-D	1.5 FNPSH X 1.5 MNST RL BR ADAPTER	DOMESTIC
RHA15515T	1-1/2" FNPSHX 1-1/2" MNPT HYD ADPT	ROCKER LUG BRASS
RHA15520-P	1.5" F NPSH X 2" MNPSH R/L POL/BR	HYDR ADPTR
RHA15525F	** DISCONTINUED **	
RHA1515F	1-1/2" FNPT X 1-1/2" MNST HYDR	ADPT ROCKER LUG- BRASS
RHA2025F	2"FNSTX 2-1/2" MNST BRASS HYDR	ADPT ROCKER LUG
RHA20F15F	2" FNST X 1-1/2" MNST HYDR ADPT	ROCKER LUG-BRASS
RHA2510	2 1/2 F NST X 1" M NPSH HYD ADPT	BRASS ROCKER LUG
RHA2510-D	2.5 FNST X 1 MNPSH RL BR ADAPTER	DOMESTIC
RHA2510F	2.5" FNST X 1" MNST R/L BRASS	HYDRANT ADPTR
RHA2510F-D	2.5 FNST X 1 MNST RL BR ADAPTER	DOMESTIC
RHA2510F-P	2-1/2" FNST X 1" MNST R/L POL BRASS	HYDR ADPTR
RHA2510T	2.5" FNST X 1" MNPT R/L BRASS	HYDRANT ADPTR
RHA2510T-D	2.5 FNST X 1 MNPT RL BR ADAPTER	DOMESTIC
RHA2515	2 1/2 FNST X 1 1/2 M NPSH HYD ADPT	BRASS ROCKER LUG
RHA2515-D	2.5 FNST X 1.5 MNPSH RL BR ADAPTER	DOMESTIC
RHA2515F	2 1/2 F NST X 1 1/2 M NST HYD ADPT	BRASS ROCKER LUG
RHA2515F-C	2-1/2" FNST X 1-1/2" MNST HYD ADPT	RL - CHROMED BRASS
RHA2515F-D	2.5 FNST X 1.5 MNST RL BR ADAPTER	DOMESTIC
RHA2515T	2-1/2" FNSTX 1-1/2" MNPT BRASS	HYDR ADPT, ROCKER LUG
RHA2520F	2-1/2" FNSTX 2" MNST BRASS	HYDR ADPT, ROCKER LUG
RHA2520T	2 1/2" FNST X 2" MNPT HYD AD RL BR	
RHA2520T-D	2-1/2" FNST X 2" MNPT BRASS RL	HYDR ADPTR - DOMESTIC PRODUCT
RHA2525Q	2 1/2" FNST X 2 1/2" MQST RL BRASS	ADAPTER
RHA2525T	2-1/2" FNST X 2-1/2" MNPT HYDR ADP	BRASS ROCKER LUG
RHA2525T-D	2.5 FNST X 2.5 MNPT RL BR ADAPTER	DOMESTIC
RHA2530T	2-1/2" FNST X 3" MNPT HYDR	ADPT,BRASS ROCKER LUG
RHA2576	2 1/2 FNST X 3/4 MGHT, RL	BRASS HYDR ADPTR
RHA25CSA20T-P	2.5" F CSA X 2" MNPT R/L POL	BRASS HYDR ADPTR
RHA25POT30T	2.5" F POTTSTOWN X 3" MNPT BRASS	ROCKER LUG HYDRANT ADAPTER
RHA25515	2.5" FNPSH RIGID X 1.5" MNPSH	ROCKER LUG BR ADPTR
RHA25515-D	2.5 FNPSH X 1.5 MNPSH RL BR ADAPTER	DOMESTIC
RHA25515F	2.5" FNPSH X 1.5" MNST RL BRASS	HYDRANT ADPTR
RHA25515F-D	2.5 FNPSH X 1.5 MNST RL BR ADAPTER	DOMESTIC
RHA25525F	2-1/2" FNPSH X 2-1/2" MNST HYDR	ADPT BRASS ROCKER LUG
RHA2515F	2.5" FNPT RIGID X 1.5" MNST R/L	BRASS HYDR ADPTR
RHA25725F	2-1/2" FNPT X 2-1/2" MNST HYDR	ADPT BRASS ROCKER LUG
RHA3015F	3" FNST X 1-1/2" MNST RIGID ADPTR	BRASS ROCKER LUG
RHA3025F	3" FNST X 2.5" MNST HYD ADAPTER	
RHA3025F-C	3" FNST X 2.5" MNST HYD AD POL	CHROME ROCKER LUG
RHA4025F	4 F NST X 2 1/2 M NST RL ALUM	HYD ADPT
RHA40NV25F	4" F NAVY SPECIAL THREAD X 2-1/2" M	NH R/L BR
RHA40T40NV	4" FNPT X 4" MALE NAVY THREAD	RL BRASS ADAPTER
RHA4525F	4 1/2 F NST X 2 1/2 M NST HYD ADPT	
RHC100B	1" FNPT 125# Brass Right Hand	Coupling, Threaded Both Ends
RHC125B	1-1/4" FNPT 125# Brass Right Hand	Coupling, Threaded Both Ends
RHC150B	1-1/2" FNPT 125# Brass Right Hand	Coupling, Threaded Both Ends
RHC200B	2" FNPT 125# Brass Right Hand	Coupling, Threaded Both Ends
RHC25B	1/4" FNPT 125# Brass Right Hand	Coupling, Threaded Both Ends
RHC38B	3/8" FNPT 125# Brass Right Hand	Coupling, Threaded Both Ends
RHC50B	1/2" FNPT 125# Brass Right Hand	Coupling, Threaded Both Ends
RHC75B	3/4" FNPT 125# Brass Right Hand	Coupling, Threaded Both Ends
RIC150F	1-1/2" FNPT X 1-1/2" FNH RESIDENTL	INLET PL CAST BRASS
RIDP4125-C	4 X 12 RECTANGULAR IDENT PLATE	STANDPIPE POL CHR BRASS
RIDP4125-P	4 X 12 RECTANGULAR IDENT PLATE	STANDPIPE POL BRASS
RK090	1/4" Brass Rigid Male Repair Kit	for Coil Chief
RK092	1/4" Brass Swivel Male Repair Kit	for Coil Chief
RK110	3/8" Brass Rigid Male Repair Kit	for Coil Chief
RK112	3/8" Brass Swivel Male Repair Kit	for Coil Chief
RK118	1/2" Brass Rigid Male Repair Kit	for Coil Chief
RK119	1/2" Brass Swivel Male Repair Kit	for Coil Chief
RNB150NST	1-1/2" NST Blue Polycarbonate	Refinery Fog Nozzle w/ Bumper
RNB150S	1-1/2" NPSH Blue Polycarbonate	Refinery Fog Nozzle w/ Bumper

RPW1515	1-1/2" FNPSH X (2) 1-1/2" MNPSH	R/L BRASS PLAIN WYE
RPW25CSA25CSA	PLAIN WYE 2.5" CSA X (2) 2.5" CSA	ROCKER LUG, POLISHED
RPW25F25QST	PLAIN WYE 2.5" FNST X (2) 2.5" MQST	ROCKER LUG, POLISH, SPEC THREADS
RPW25QST25QST	PLAIN WYE 2.5" QST X (2) 2.5" QST	ROCKER LUG, POLISHED
RRH15168	1-1/2" NPSH RACK HOSE CPLG 1-11/16	BOWL, R/L, BRASS
RRH15168F	1-1/2" NST RACK HOSE CPLG 1-11/16	BOWL ROCKER LUG BRASS
RS15168	1-1/2" NPSH BRASS HOSE COUPLING	** PART WILL BE DISCONTINUED **
RS15175	1-1/2" NPSH SJ RL CPLG 1-3/4" BOWL	BRASS
RS15175F	1 1/2 NST SJ RL CPLG 1 3/4 BOWL	BRASS, RL
RS15181	1-1/2" NPSH SJ RL CPLG 1-13/16" BWL	BRASS
RS15181F	1-1/2" NST SJ RL CPLG 1-13/16" BOWL	BRASS
RS25281	2 1/2 NPSH, 2 13/16 BOWL BRASS R/L	
RS25281F	BRASS 2 1/2 NST SJ RL CPLG	2 13/16 BOWL
RS25287F	2-1/2" NST SJ RL CPLG 2-7/8" BOWL	BRASS
RSE30250F-C	2-1/2" NH 30 DGR RL SUCTION ELBOW	CHROMED BRASS
RSE452503.31X8	2.5" RICHMND(3.31X8) X 2.5" RICHMND	RL BRASS 45 DGR ELBOW 29-222
RSE45250F	2-1/2" MNST X 2-1/2" FNST Brass,	45° Angle and Suction Elbow
RSE45250F-C	2- 1/2" NST 45DEG RL SUCTION ELBOW	POLISH / CHROME BRASS
RSE90250F	2 1/2" NST 90 DEG RL ELBOW BR	
RSF150	1-1/2" FNPT X 1-1/2" FNPSH SWIV ADP	
RSF150F	RL SWIV F 1 1/2 FNST X 1 1/2 FNPT	BRASS ADPTR
RSF150S	1-1/2" FNPSH RL SWIV X 1-1/2" FNPT	CAST BRASS
RSF20S20T	RL SWIVL F 2 FNPSH X 2 FNPT	
RSF250CSA	RL SWIV F 2 1/2 FCSA X 2 1/2 FNPT	
RSF250F	RL SWIV F 2 1/2 FNST X 2 1/2 FNPT	
RSF250S	2-1/2" FNPSH RL SWIV X 2-1/2" FNPT	CAST BRASS
RSF25CSA15T	RL SWIV F 2.5(3.125 X 5) X	1 1/2" MNPT BRASS
RSF25CSA20T	RL SWIV F 2.5(3.125 X 5) X 2NPT	
RSF25F15T	RL SWIV F 2 1/2 FNST X 1 1/2 F NPT	CAST BRASS
RSF25F20T	RL SWIV F 2 1/2 FNST X 2 FNPT	CAST BRASS FINISH
RSF25F30T	RL SWIVL F 2 1/2 FNST X 3 FNPT	BRASS ADPTR
RSF25WCT15T	2 1/2" F(3.25X6) SWIV X 2 1/2 FNPT	BRASS RL ADPTR
RSF25WCT20T	2 1/2" F (3.25X6) SWIV X 2" FNPT	BRASS RL ADPTR
RSF30NV30T	3" F NAVY THREAD SWIV X 3" FNPT	BRASS ADAPTER
RSF40NV40T	4" F SWIV NAVY THREAD X 4" FNPT	R/L, BRASS ADAPTER
RSFBB150F	RSF150F WITH BALL BEARINGS	
RSFBB150S	1-1/2" FNPSH X 1-1/2" FNPT SWIV F	(BALL BEARING) BRASS
RSFSA250F	2-1/2" FNST SWIV X 2-1/2" FNPT	SUCTION ADPT W/SCREEN - BRASS
RSFSA250F-C	2-1/2" FNH RL SWIVEL X 2-1/2" FNPT	SUCTION ADPT W/SCREEN - POL CHR BR
RSFSA25BA20T	2-1/2" F BA (3.00 X 8) X 2" FNPT	BRASS SWIVEL ADAPTER
RSFSA25F15T	2-1/2" FNH X 1-1/2" FNPT FEM SWIV	SUCTION ADPT /SCREEN-BRASS
RSFSA25F20T	2-1/2" FNST SWIV X 2" FNPT	SUCTION ADPT W/SCREEN-BRASS
RSFSA25F30T	2-1/2" FNST SWIV X 3" FNPT	SUCTION ADPT W/SCREEN-BRASS
RSFSA25F30T-C	2-1/2" FNH X 3" FNPT FEM SWIV	SUCTION ADPT W/SCREEN CHR BR
RSM150F	RL SWIVEL M 1 1/2 FNST X 1 1/2 MNPT	CAST BRASS FINISH
RSM150S	1-1/2" FNPSH RL SWIV X 1-1/2" MNPT	CAST BRASS
RSM250CSA	2-1/2" CSA F SWIV X 2-1/2" MNPT	RL, BRASS ADPTR, SPECIAL THREADS
RSM250F	RL SWIVL M 2 1/2 FNST X 2 1/2 MNPT	
RSM250F-D	2-1/2" FNST SWIVEL X 2-1/2" MNPT	RL BR ADAPTER - DOMESTIC ONLY
RSM250S	2-1/2" FNPSH RL SWIV X 2-1/2" MNPT	CAST BRASS
RSM25CSA20T	2-1/2" CSA F SWIV X 2" MNPT R/L	BRASS ADPTR - SPECIAL THREADS
RSM25F20T	RL SWIVL M 2 1/2 FNST X 2 MNPT	CAST BRASS
RSM25F20T-D	RL SWIV M 2-1/2" FNST X 2" MNPT	**DOMESTIC PRODUCT**
RSM25F30T	2 1/2 FNSTX3 MNPT BRASS	RL SWIV ADPTR
RSM25NYC30T	2-1/2" NYNC SWIVEL X 3" MNPT BR	ADAPTER -- SPECIAL THREAD
RSM25POT30T	2.5" F POTTS, PA SWIV X 3" MNPT	BR ADPTR ** SPECIAL ORDER **
RSMBB150S	1-1/2" FNPSH X 1-1/2" MNPT SWIV F	(BALL BEARINGS) BRASS
RSM250F	2-1/2" FNST SWIV X 2-1/2" MNPT	SUCTION ADPT W/SCREEN-BRASS
RSM250F-D	2-1/2" FNST SWIV X 2-1/2" MNPT	SERIES OF BRASS ADAPTERS
RSM250S	2-1/2" FNST SWIV X 2-1/2" MNPT	SUCTION ADPTR W/ SCREEN - BRASS
RSM25CSA20T	2-1/2" FNH X 1-1/2" MNPT MALE SWIV	SUCTION ADPT W/SCREEN-BRASS
RSM25F20T	2-1/2" FNST SWIV X 2" MNPT	SUCTION ADPT W/SCREEN-BRASS
RSM25F30T	2-1/2" FNST SWIV X 3" MNPT	SUCTION ADPT W/SCREEN-BRASS
RSNP2503.00X8-P	2-1/2" ROCKER LUG POL BRASS SWIV	NUT WITH 3.00 X 8 SPECIAL THREADS
RSNP2503.03X7-P	2-1/2" ROCKER LUG POL BRASS SWIV	NUT WITH 3.03 X 7 SPECIAL THREADS
RSNP2503.06X7-P	2-1/2" ROCKER LUG POL BRASS SWIV	NUT WITH 3.06 X 7 (MUT) SPECIAL THR
RSNP2503.12X5-P	2-1/2" ROCKER LUG POL BRASS SWIV	NUT WITH 3.125 X 5 SPECIAL THREADS
RSNP2503.23X5-P	2-1/2" ROCKER LUG POL BRASS SWIV	NUT WITH 3.23 X 5 SPECIAL THREADS
RSNP2503.25X6-P	2-1/2" ROCKER LUG POL BRASS SWIV	NUT WITH 3.25 X 6 SPECIAL THREADS
RSNP250F-P	2-1/2" ROCKER LUG POL BRASS SWIVL	NUT WITH NST THREADS
RSNP250S-P	2-1/2" ROCKER LUG POL BRASS SWIV	NUT WITH NPSH THREADS
RWDGV250F	2-1/2" FNPT X 2-1/2" MNST Rising	Stem Wedge Disc Gate Valve w/C&C
RWDGV250F-NC	2-1/2" FNPT X 2-1/2" MNST BR - NO	CAP -RISING STEM WEDGE DSC GATE VLV
RWDGV250NYC-NC	2 1/2" FNPT X 2 1/2" MNST, BRASS NO	CAP RISING STEM WEDGE DISC GATE VLV
RWDGV3025AK-NC	3" FNPT X 2-1/2" M (3.25 X 6) CST	BR GATE VALVE - NO CAP
RWDGV3025DT-LB	3" FNPT X 2 1/2" M (3.125X7.5) RISI	STEM GATE VLV NO CAP LOOSE BONNET
RWDGV3025F	3" FNPT X 2-1/2" MNST Rising	Stem Wedge Disc Gate Valve w/C&C
RWDGV3025F-LB	3" NPT X 2-1/2" MNST CST BRASS	LOOSE BONNET
RWDGV3025FLB-NC	3" NPT X 2-1/2" MNST CST BR, LOOSE	BONNET, NO CAP
RWDGV3025F-NC	3" FNPT X 2-1/2" MNST BRASS RISING	STEM WEDGE DISC GATE VALVE-NO CAP
RWDGV3025NYC-LB	3" NPT X 2-1/2" MNST CST BRASS	LOOSE BONNET, NO CAP
RWDGV3025NYC-NC	3" FNPT X 2-1/2" MNST CST BR GATE	VALVE - NO CAP
RWDGV3025NYF-NC	3" FNPT X 2-1/2" MNST CST BR RISING	GATE VALVE - NO CAP
RWDGV3025PH	3" FNPT X 2 1/2" M (3.06X6) CST BR	RISING STEM WEDGE DISC VLV NO CAP
RWDGV3025PH-LB	3" NPT X 2-1/2" M (3.06 X 6) CST BR	RISING STEM WEDGE DISC VLV-NO CAP
RWDGV3025RI-LB	3" FNPT X 2.5" M (3.312X8) RISI	STEM GATE VLV NO CAP LOOSE BONNET
S15175	1-1/2" NPSH SJ P/L CPLG 1-3/4" BOWL	BRASS PIN LUG COUPLING
S-2VF2-B	1/4" H-STYLE COUPL, 1/4" NPTE, BRAS	201063-2
S-3HF3-B	3/8" ISO-B COUPLER, 3/8 NPTE, BRASS	200483-3
S-3VM3-B-LS	3/8" V-Coupler, Brass, Silicone	201094-3
S-4HF4-B	1/2" ISO-B COU, BRASS, SILICONE	200483-4
S6175	2 1/2" NST X 1 1/2" NST QUARTER	TURN SIAMESE CAST BRASS
S6175-H	HANDLE FOR S6175	
S6175S	2-1/2" FNST X (2) 1-1/2" MNPSH	Cast Brass, 1/4 Turn Plug Wye Valve
S7100	2 1/2" FNST X 1 1/2" MNST FULL FLOW	POL/BRASS TRIM - 1/4 TURN BALL WYE
S7100-15	1 1/2" FNST X 1 1/2" MNST RL BR	FULL FLOW SIAMESE VALVE
S7100-15S	1-1/2" FNPSH X 1-1/2" MNPSH RL BR	FULL FLOW SIAMESE VALVE

S71003.062X7	2.5" F(3.062 X 7) X 1.5 MNPSH	1/4 TURN WYE VALVE
S7100-C	2-1/2" FNST X 1-1/2" MNST FULL FLOW	POL/CHR TRIM, 1/4 TURN BALL VALVE
S7100-H	REPLACEMENT HANDLE FOR S7100	
S7100S	2-1/2" FNPSH X (2) 1-1/2" MNPSH RL	SIAMESE VALVE BRASS
S7100-SUB	SUBASSEMBLY-VALVE WITHOUT SWIVELS	
S7337AMA	BRASS LEADER LINE SIAMESE	2-1/2" AMA F SWIV X (2) 1-1/2" NPSH
S7337BA	BRASS LEADER LINE SIAMESE 2-1/2"	F (3.00 X 8) SWIV X (2) 1.5" MNPSH
S7337S	2-1/2" FNST x (2) 1-1/2" MNPSH	Cast Brass, 1/4 Turn Ball Wye Valve
SAEB-06-06	3/8" Brass SAE Fem Swiv, 1-Collar	for Dash-6 PTFE Hose
SAEB-12-12	3/4" Brass SAE Fem Swiv, 1-Collar	for Dash-12 PTFE Hose
SB111	3" Plated Iron Cplg w/Brass Nut	Short Shank, NPSM
SB123	4" Plated Iron Cplg w/Brass Nut	Short Shank, NPSM
SB168	5" Plated Iron Cplg w/Brass Nut	Short Shank, NPSM
SB17	1-1/4" Plated Iron Female w/	Brass Nut, Short Shank, NPSM
SB183	6" Plated Iron Cplg w/Brass Nut	Short Shank, NPSM
SB22	1-1/2" Plated Iron Female w/	Brass Nut, Short Shank, NPSM
SB22N	1-1/2" Plated Iron Female	w/Brass Nut, NST
SB27	2" Plated Iron Female w/Brass Nut	Short Shank, NPSM
SB32	2-1/2" Plated Iron Female w/	Brass Nut, Short Shank, NPSM
SB32N	2-1/2" Plated Iron Female	w/Brass Nut, NST
SB33	1" Plated Iron Cplg w/Brass Nut	Short Shank, NPSM
SB38	3" Plated Iron Female w/Brass Nut	Short Shank, NPSM
SB42	4" Plated Iron Female w/Brass Nut	Short Shank, NPSM
SB48	1-1/4" Plated Iron Cplg w/	Brass Nut, Short Shank, NPSM
SB57	5" Plated Iron Female w/Brass Nut	Short Shank, NPSM
SB62	6" Plated Iron Female w/Brass Nut	Short Shank, NPSM
SB63	1-1/2" Plated Iron Cplg w/	Brass Nut, Short Shank, NPSM
SB63N	1-1/2" Plated Iron Complete Cplg	w/Brass Nut, NST
SB78	2" Plated Iron Cplg w/Brass Nut	Short Shank, NPSM
SB93	2-1/2" Plated Iron Cplg w/	Brass Nut, Short Shank, NPSM
SB93N	2-1/2" Plated Iron Complete Cplg	w/Brass Nut, NST
SBDV50	1/2" MNPT x 1/2" MNPT Brass,	Straight Ball Drip Valve
SBDV75	3/4" MNPT x 3/4" MNPT Brass,	Straight Ball Drip Valve
SCM18	1/8" Brass Speed Control Muffler	Max Oper Press 300psi, Max 20 SCFM
SCM28	1/4" Brass Speed Control Muffler	Max Oper Press 300psi, Max 30 SCFM
SCM38	3/8" Brass Speed Control Muffler	Max Oper Press 300psi, Max 40 SCFM
SCM48	1/2" Brass Speed Control Muffler	Max Oper Press 300psi, Max 60 SCFM
SCM68	3/4" Brass Speed Control Muffler	Max Oper Press 300psi, Max 70 SCFM
SCM88	1" Brass Speed Control Muffler	Max Oper Press 300psi and 100 SCFM
SCS4025	STRAIGHT 4 FNPT X 2 1/2 FNPSH	CLAPPER SIAMESE SINGLE
SCS4025F	4" FNPT x (2)2-1/2" FNST SINGLE	CLAPPER, STRAIGHT, CAST BRASS
SCS4025F-C	STRAIGHT 4 FNPT X 2 1/2 FNST SINGLE	CLAPPER SIAMESE, POL/CHROME
SCS4025F-D	** USE SCS4025F **	
SCS4025F-D-P	STRAIGHT 4 FNPT X 2-1/2" FNST SNGL	CLPR SIAMESE - POL/BRASS - DOMESTIC
SCS4025NYFD	STRAIGHT 4 FNPT X 2-1/2 FNYFD SNGL	CLPR SIAMESE - DOMESTIC
SCVH10	1-1/4" Safety Check Valve, 570-630	Brass Body&Valve,SS Spring,Roll Pin
SCVH10-BSP	1 1/4" SAFETY CHECK, BSPP, 570-630	310003-10H
SCVH12	1-1/2" Safety Check Valve, 750-830	Brass Body&Valve,SS Spring,Roll Pin
SCVH12-BSP	1 1/2" SAFETY CHECK, BSPP, 750-830	310003-12H
SCVH16	2" Safety Check Valve, 1100-1200	Brass Body&Valve,SS Spring,Roll Pin
SCVH16-BSP	2" SAFETY CHECK, BSPP, 1100-1200	310003-16H
SCVH24	3" Safety Check Valve, 2850-3050	Brass Body&Valve,SS Spring,Roll Pin
SCVH24-BSP	3" SAFETY CHECK BSPP, 2850-3050	310003-24H
SCVH6	3/4 Safety Check Valve,180-200 SCFM	Brass Body&Valve,SS Spring,Roll Pin
SCVH6-BSP	3/4" SAFETY CHECK, BSPP, 180-200	310003-6H
SCVH8	1" Safety Check Valve, 310-340 SCFM	Brass Body&Valve,SS Spring,Roll Pin
SCVH8-BSP	1" SAFETY CHECK, BSPP, 310-340	310003-8H
SCVJ6	3/4 Safety Check Valve,132-148 SCFM	Brass Body&Valve,SS Spring,Roll Pin
SCVJ6-BSP	3/4" SAFETY CHECK, BSPP, 132-148	310003-6J
SCVL10	1-1/4" Safety Check Valve, 260-290	Brass Body&Valve,SS Spring,Roll Pin
SCVL10-BSP	1 1/4" SAFETY CHECK, BSPP, 260-290	310003-10L
SCVL12	1-1/2" Safety Check Valve, 300-360	Brass Body&Valve,SS Spring,Roll Pin
SCVL12-BSP	1 1/2" SAFETY CHECK, BSPP, 300-360	310003-12L
SCVL16	2" Safety Check Valve, 510-590 SCFM	Brass Body&Valve,SS Spring,Roll Pin
SCVL16-BSP	2" SAFETY CHECK VALVE, BRITISH	310003-16L
SCVL2	1/4" Safety Check Valve, 23-29 SCFM	Brass Body&Valve,SS Spring,Roll Pin
SCVL24	3" Safety check Valve, 1200-1400	Brass Body&Valve,SS Spring,Roll Pin
SCVL2-BSP	1/4" SAFETY CHECK, BSPP, 23-29	310003-2L
SCVL3	3/8" SAFETY CHECK VALVE, 30-36	420707-D
SCVL6	3/4" Safety Check Valve, 72-88 SCFM	Brass Body&Valve,SS Spring,Roll Pin
SCVL6-BSP	3/4" SAFETY CHECK, BSPP, 72-88	310003-6L
SCVL8	1" Safety Check Valve,165-195 SCFM	Brass Body&Valve,SS Spring,Roll Pin
SCVL8-BSP	1" SAFETY CHECK, BSPP, 165-195	310003-8L
SCVM10	1-1/4" Safety Check Valve, 300-340	Brass Body&Valve,SS Spring,Roll Pin
SCVM10-BSP	1 1/4" SAFETY CHECK, BSPP, 300-340	310003-10M
SCVM12	1-1/2" Safety Check Valve, 470-530	Brass Body&Valve,SS Spring,Roll Pin
SCVM12-BSP	1 1/2" SAFETY CHECK, BSPP, 470-530	310003-12M
SCVM16	2" Safety Check Valve, 725-825 SCFM	Brass Body&Valve,SS Spring,Roll Pin
SCVM16-BSP	2" SAFETY CHECK, BSPP, 725-825	310003-16M
SCVM3	3/8" Safety Check Valve, 39-47 SCFM	Brass Body&Valve,SS Spring,Roll Pin
SCVM3-BSP	3/8" SAFETY CHECK, BSPP, 39-47	310003-3M
SCVM4	1/2" Safety Check Valve, 70-78 SCFM	Brass Body&Valve,SS Spring,Roll Pin
SCVM4-BSP	1/2" SAFETY CHECK, BSPP, 70-78	310003-4M
SCVM6	3/4" Safety Check Valve, 92-108 SCF	Brass Body&Valve,SS Spring,Roll Pin
SCVM6-BSP	3/4" SAFETY CHECK, BSPP, 70-78	310003-6M
SCVM8	1" Safety Check Valve, 220-260 SCFM	Brass Body&Valve,SS Spring,Roll Pin
SCVM8-BSP	1" SAFETY CHECK, BSPP, 220-260	310003-8M
SCVR6	3/4" Safety Check VIVE,112-128 SCFM	Brass Body&Valve,SS Spring,Roll Pin
SCVR6-BSP	1" SAFETY CHECK, BSPP, 112-126	310003-6R
SCVS10	1-1/4" Safety Check Valve, 440-500	Brass Body&Valve,SS Spring,Roll Pin
SCVS10-BSP	1 1/4" SAFETY CHECK, 440-500	310003-10S
SCVS12	1-1/2" Safety Check Valve, 640-720	Brass Body&Valve,SS Spring,Roll Pin
SCVS12-BSP	1 1/2" SAFETY CHECK, BSPP, 640-720	310003-12S
SCVS16	2" Safety Check Valve,900-1050 SCFM	Brass Body&Valve,SS Spring,Roll Pin
SCVS16-BSP	2" SAFETY CHECK, BSPP, 900-1050	310003-16S
SCVS24	3" Safety Check Valve, 2400-2700	Brass Body&Valve,SS Spring,Roll Pin
SCVS24-BSP	3" SAFETY CHECK, BSPP 2400-2700	310003-24S

SCVS3	3/8" Safety Check Valve, 52-65 SCFM	Brass Body&Valve,SS Spring,Roll Pin
SCVS3-BSP	3/8" SAFETY CHECK, BSPP, 52-65	310003-35
SCVS4	1/2" Safety Check Valve, 80-96 SCFM	Brass Body&Valve,SS Spring,Roll Pin
SCVS4-BSP	1/2" SAFETY CHECK, BSPP, 80-96	310003-45
SCVS6	3/4 Safety Check Valve,160-180 SCFM	Brass Body&Valve,SS Spring,Roll Pin
SCVS6-BSP	3/4" SAFETY CHECK, 160-180	310003-65
SCVS8	1" Safety Check Valve, 280-320 SCFM	Brass Body&Valve,SS Spring,Roll Pin
SCVS8-BSP	1" SAFETY CHECK, BSPP, 280-320	310003-85
SCVV400	4" GROOVED END SPRING CHECK VALVE	
SCVX12	1 1/2" SAFETY CHECK VALVE, 564-602	420654-D
SD15	1-1/4" Female, Plated Steel Shank	w/Brass Nut, NPSM
SD20	1-1/2" Female, Plated Steel Shank	w/Brass Nut, NPSM
SD25	2" Female, Plated Steel Shank	w/Brass Nut, NPSM
SD30	2-1/2" Female, Plated Steel Shank	w/Brass Nut, NPSM
SD35	3" Female, Plated Steel Shank	w/Brass Nut, NPSM
SD40	4" Female, Plated Steel Shank	w/Brass Nut, NPSM
SE2F2M	1/4" Female NPTF x 1/4" Male NPTF	90° Brass Street Elbow, Extruded
SE2F2M-25	SE2F2M IN BAGS OF 25 FOR AMAZON	
SE2F2M-5	SE2F2M IN BAGS OF 5 FOR AMAZON	1/4" FNPTF X 1/4" MNPTF BRASS ELBOW
SE3F3M	3/8" Female NPTF x 3/8" Male NPTF	90° Brass Street Elbow, Extruded
SE4F4M	1/2" Female NPTF x 1/2" Male NPTF	90° Brass Street Elbow, Extruded
SE6F6M	3/4" Female NPTF x 3/4" Male NPTF	90° Brass Street Elbow, Extruded
SE9010B	1" Mx F NPT Threaded 90° Street	Elbow, 125# Brass
SE9012B	1-1/4" Mx F NPT Threaded 90° Street	Elbow, 125# Brass
SE9015B	1-1/2" Mx F NPT Threaded 90° Street	Elbow, 125# Brass
SE9020B	2" Mx F NPT Threaded 90° Street	Elbow, 125# Brass
SE9075B	3/4" Mx F NPT Threaded 90° Street	Elbow, 125# Brass
SF150F	1-1/2" FNST SWIV X 1-1/2" FNPT	BRASS P/L ADAPTER
SF150F-D	1-1/2" F NST SWIV X 1-1/2" FNPT	BR PL ADAPTER - DOMESTIC PRODUCT
SF150S	1-1/2" FNPSH SWIV X 1-1/2" FNPT	PIN LUG CAST BRASS ADPT
SF1631-050	1/2" Bronze Sight Flow Indicator	Fem x Fem NPT, 3-13/16" OAL
SF1631-075	3/4" Bronze Sight Flow Indicator	Fem x Fem NPT, 3-13/16" OAL
SF1631-100	1" Bronze Sight Flow Indicator	Fem x Fem NPT, 4-3/8" OAL
SF1631-150	1-1/2" Bronze Sight Flow Indicator	Fem x Fem NPT, 4-5/8" OAL
SF1631-200	2" Bronze Sight Flow Indicator	Fem x Fem NPT, 4-5/8" OAL
SF250F	SWVL F 2 1/2FNST X2 1/2 FNPT	CAST BRASS PIN LUG
SF250F-C	2-1/2" FNH PL SWIVEL X 2-1/2" FNPT	POL CHR BRASS PIN LUG
SF250F-D	2.5 FNST X 2.5 FNPT SWIV ADPT BRASS	DOMESTIC
SF250F-D-P	2.5" FNST SWIV X 2.5" FNPT P/L ADPT	POL BRASS - DOMESTIC
SF250F-P	2-1/2" FNH PL SWIVEL X 2-1/2" FNPT	POL BRASS PIN LUG
SF250NYC	2-1/2" FNVC (3.00 X 8) SWIV X	2-1/2" FNPT BR P/L ADPTR
SF250NYFD	SWIVEL FEMALE 2-1/2" FNYFD X	2-1/2" FNPT RIGID P/L BRASS
SF250S	2-1/2" FNPSH X 2-1/2" FNPT PIN LUG	FEM SWIV ADPT CAST BRASS
SF253.09X625T	2-1/2" (3.09 X 6) F SWIVEL X 2-1/2"	RIGID FNPT
SF25BA15T	2 1/2" FBA X 1 1/2" FNPT P/L	
SF25BA20T	SWIV F 2.5" BA X 2" F NPT	BRASS ADAPTER PIN LUG
SF25BA25BA	SWIV F 2.5" BA X 2.5" BA	BRASS ADAPTER PIN LUG
SF25BA30T	SWIV F 2.5" BA X 3" F NPT	BRASS ADPTR PIN LUG
SF25CSA15T	2 1/2" FCSA X 1 1/2" F NPT P/L	
SF25CSA20T	SWIV F 2.5" CSA X 2" FNPT	BRASS ADAPTER PIN LUG
SF25CSA25CSA	SWIV F 2.5" CSA X 2.5" CSA	BRASS ADAPTER PIN LUG
SF25CSA30T	SWIV F 2.5" CSA X 3" F NPT	BRASS ADAPTER PIN LUG
SF25F15T	SWIV F 2 1/2 FNST X 1 1/2 FNPT	BRASS PIN LUG
SF25F20T	2 1/2" F NST X 2 F NPT SWIVEL	ADPTR BRASS PIN LUG
SF25F20T-D	2 FNPT X 2.5 FNST SWIVEL ADAPTER BR	DOMESTIC
SF25F30T	SWIV F 2 1/2 NST X 3 FNPT	BRASS ADPTR PIN LUG
SF25F30T-C	2-1/2" FNH PL SWIVEL X 3" FNPT	POL CHR BRASS
SF25F30T-P	2-1/2" NST F SWIV X 3" FNPT	P/L POLISHED BRASS ADAPTER
SF25NYC20T	2 1/2" FNVC SWIV X 2" FNPT	BRASS P/L ADAPTER
SF25NYC25T	2 1/2" FNVC SWIVEL X 2 1/2" FNPT	BRASS ADAPTER
SF25NYFD15T	2-1/2" FNYFD SWIV X 1-1/2" FNPT P/L	
SF25NYFD20T	2-1/2" FNYFD SWIV X 2" FNPT P/L	BRASS ADPTR
SF25NYFD30T	2-1/2" FNYFD SWIV X 3" FNPT P/L	BRASS ADPTR
SF25QST15T	2 1/2" FQST X 1 1/2" FNPT P/L	
SF25QST20T	SWIVEL F 2.5" QST X 2" FNPT	BRASS ADAPTER PIN LUG
SF25QST25QST	SWIV F 2.5" QST X 2.5" QST	BRASS ADAPTER PIN LUG
SF25QST30T	SWIV F 2.5" QST X 3" F NPT	BRASS ADAPTER PIN LUG
SF25RI25T	2-1/2" F RICHMOND, VA SWIV X 2-1/2"	FNPT BRASS HYD ADPT
SF25WCT15T	2.5" S WCT X 1.5" M NPT	CAST BRASS
SF25WCT20T	SWIVEL F 2.5" WCT X 2" F NPT	BRASS ADAPTER PIN LUG
SF25WCT25T	2-1/2" FWCT SWIV X 2-1/2" FNPT	BRASS HYDRANT ADAPTER
SF25WCT25WCT	SWIVEL F 2.5" WCT X 2.5" WCT	
SF25WCT30T	SWIV F 2.5" WCT X 3" F NPT	BRASS ADPTR PIN LUG
SF300F	SWIVEL FEMALE 3" NST X 3" NPT	CAST BRASS PIN LUG ADPTR
SF300F-C	3" FNH PL SWIVEL X 3" FNPT	POL CHR BRASS PIN LUG
SF300F-P	3" FNH PL SWIVEL X 3" FNPT	POL BRASS PIN LUG ADPTR
SF300NYFD	SWIVEL FEMALE 3" NYFD X 3" NPT	BRASS PIN LUG
SF300NYFD-C	SWIVEL FEMALE 3" NYFD X 3" NPT	P/L, CHROME BRASS
SF300NYFD-P	3" NYFD F SWIVEL X 3" FNPT RIGID	PIN LUG, POLISHED BRASS
SF4005.06X4	4" F (5.06 X 4) SWIV X 4" FNPT	
SF400F	4" FNST SWIV X 4" FNPT BRASS ADPTR	
SGV150F	1-1/2" FNPT X 1-1/2" MNH STRAIGHT	GLOBE VALVE
SGV250F	2 1/2" FNPT X 2 1/2" MNST BRASS	GLOBE VALVE
SGV250NYC	2-1/2" FNPT X 2-1/2" MNYC BRASS	GLOBE VALVE
SGV250NYFD	2-1/2" FNPT X 2-1/2" MNYFD (3.03X8)	BRASS GLOBE VALVE
SGVF150	1-1/2" FNPT X 1-1/2" FNPT Straight	Globe Valve, Cast Brass
SGVF250	2-1/2" FNPT X 2-1/2" FNPT Straight	Globe Valve, Cast Brass
S-H3F3-B	3/8" ISO-B NIP, 3/8" NPT, SIL, BRAS	100483-3
S-H4F4-B	1/2" ISO-B NIP, 1/2" NPT, SIL, BRAS	100483-4
SHM4B	Obsolete - use N454-B-LS	BOWES NIPPLE, 1/2" BARB, BRASS
SHM6B	Obsolete - use N456-B-LS	BOWES NIP, 3/4" BARB, S-LOK, BRASS
SHP100B	1" MNPT Square Head Plug	125# Brass
SHP14B	1/4" MALE NPT 125# BRASS THREADED	SQUARE HEAD PLUG
SHP150B	1-1/2" MNPT Square Head Plug	125# Brass
SHP18B	1/8" MALE NPT 125# BRASS THREADED	SQUARE HEAD PLUG
SHP38B	3/8" MALE NPT 125# BRASS THREADED	SQUARE HEAD PLUG
SHP50B	1/2" BRASS MALE NPT THREADED	SQUARE HEAD PLUG

SHP75B	3/4" BRASS MALE NPT THREADED	SQUARE HEAD PLUG
SIC250F	2-1/2" FNPT X 2-1/2" FNH SINGLE	INLET P/L - CAST BRASS
SIC250F-C	2-1/2" FNPT X 2-1/2" FNH SINGLE	INLET - P/L POL CHR BRASS
SIC250F-P	2-1/2" FNPT X 2-1/2" FNH SINGLE	INLET P/L - POL BRASS
SL075	3/4" NPSH/BSP POLYCARBONATE FOG	NOZZLE - FM APPROVED
SL100	1" NPSH/BSP POLYCARBONATE FOG	NOZZLE - FM APPROVED
SL150	1-1/2" NPSH / BSP POLYCARBONATE FOG	NOZZLE - FM APPROVED
SL2-4	1/8" BRONZE/COPPER SLEEVE	
SL2-8	1/4" BRONZE/COPPER SLEEVE	
SM150F	1 1/2 F NST SWVL X 1 1/2 M NPT	CAST BRASS
SM150F-D	1-1/2" F NST SWVL X 1-1/2" MNPT BR	P/L ADPTR - DOMESTIC
SM150S	1 1/2" FNPSH X 1 1/2" MNPT PIN LUG	FEM SWIVEL ADPT CAST BRASS
SM15S15F	1-1/2" FNPSH SWIV X 1-1/2" MNST PL	BRASS ADAPTR
SM200S	2" FNPSH SWIV X 2" MNPT BR ADPTR	
SM250BA	2.5" FBA X 2.5" MNPT BR SWIV ADAPTE	
SM250CL	2-1/2" F CLEV THRD X 2-1/2" MNPT	P/L BRASS ADAPTER
SM250CSA	2.5" FCSA X 2.5" MNPT BR SWIV ADAPT	
SM250F	SWVL M 2 1/2 FNST X 2 1/2 MNPT	CAST BRASS
SM250F-D	2-1/2" FNST SWIVEL X 2-1/2" MNPT	P/L BR ADAPTER - **DOMESTIC ONLY**
SM250F-P	2-1/2" FNST SWIVEL X 2-1/2" MNPT	P/L BRASS ADAPTER - POL BRASS
SM250NYC	2-1/2" FNST SWIV X 2-1/2" MNPT	BRASS, PINLUG ADPTR
SM250QST	2.5" FQST X 2.5" MNPT BR SWIV ADAPT	
SM250S	2-1/2" FNPSH SWVL X 2-1/2"	MNPT CAST BRASS
SM250WCT	2.5" FWCT X 2.5" MNPT BR SWIV ADAPT	
SM25AK15T	2.5" F AKRON, OH (3.234 X 6) SWIV	X 1.5" MNPT BR PL ADPTR
SM25BA15T	2.5" F BA SWIVEL X 1.5" M NPT	CAST BRASS
SM25BA20T	2.5" FBA X 2" MNPT BR SWIV ADAPTER	
SM25BA25BA	2.5" F BA X 2.5" M BA	CAST BRASS
SM25BA30T	2.5" F BA SWIVEL X 3" M NPT	CAST BRASS
SM25CSA15T	2.5" F CSA SWIVEL X 1.5" M NPT	CAST BRASS
SM25CSA20T	2.5" FCSA X 2" MNPT BR SWIV ADAPTER	
SM25CSA25CSA	2.5" F CSA SWIVEL X 2.5" M CSA	CAST BRASS
SM25CSA30T	2.5" F CSA SWIVEL X 3" M NPT	CAST BRASS
SM25F15T	2 1/2 F NST SWIVEL X 1 1/2 M NPT	CAST BRASS
SM25F15T-P	2 1/2" FNST SWIVEL X 1 1/2" MNPT	POLISHED BRASS
SM25F20T	2 1/2 FNST SWIVEL X 2 MNPT	CAST BRASS
SM25F20T-D	2-1/2" FNST SWIV X 2" MNPT BR PL	ADAPTER - DOMESTIC PRODUCT
SM25F30F	2-1/2" FNH PL SWIV X 3" MNH	CAST BRASS
SM25F30T	SWVL M 2 1/2" FNST X 3" MNPT	CAST BRASS
SM25F30T-P	SWVL M 2-1/2" FNST X 3" MNPT POLISH	
SM25NO20T	2.5" F NEW ORLEANS (3.18 X 6) SWIV	X 2" MNPT BRASS ADAPTER - SPECIAL
SM25NYFD25T	2-1/2" FNYFD SWIVEL X 2-1/2" MNPT	P/L, CAST BRASS ADAPTER
SM25QST15T	2.5" F QST SWIVEL X 1.5" M NPT	CAST BRASS
SM25QST20T	2.5" FQST X 2" MNPT BR SWIV ADAPTER	
SM25QST25QST	2.5" F QST SWIVEL X 2.5" M QST	CAST BRASS
SM25QST25T	2 1/2" FQST X 2 1/2" MNPT	PL BRASS SWIVEL ADAPTER
SM25QST30T	2.5" F QST SWIVEL X 3" M NPT	CAST BRASS
SM25RI15T	2-1/2" F RICHMOND SWIV (3.31 X 8) X	1-1/2" MNPT BRASS P/L ADAPTR
SM25WCT15T	2.5" F WCT SWIVEL X 1.5" MNPT	CAST BRASS
SM25WCT20T	2.5" FWCT X 2" MNPT BR SWIV ADAPTER	
SM25WCT25WCT	2.5" F WCT SWIVEL X 2.5" M WCT	CAST BRASS
SM25WCT30T	2.5" F WCT SWIVEL X 3" M NPT	CAST BRASS
SM300F	3" FNST SWIV X 3" MNPT BRASS	HYDRANT ADAPTER
SM300NYFD	3" FNYFD SWIVEL X 3" MNPT BRASS	HYDRANT ADAPTER
SM400	4" FNPSH X 4" MNPT BRASS SWIVEL	ADAPTER
SM400F	4" FNST X 4" MNPT BRASS ADAPTER	
SN75	3/4" GHT Insulated Water Nozzle	
SOM4B	BOWES NIP, 1/2" M-NPTF, S-LOK, BRASS	
SOM6B	BOWES NIP, 3/4" M-NPTF, S-LOK, BRASS	obsolete use N4M6-B-LS
SS418-C	4" X 18" POLISHED/CHROMED SLEEVE	FOR SIDEWALK CONNECTIONS
SS418-P	4" x 18" Polished Brass Sleeve for	Sidewalk Free Standing Connection
SS424-C	4 X 24" POLISHED/CHROME SLEEVE	FOR SIDEWALK CONNECTIONS
SS424-P	4" x 24" Polished Brass Sleeve for	Sidewalk Free Standing Connection
SS618-C	6" X 18" POLISHED/CHROME SLEEVE	FOR SIDEWALK CONNECTIONS
SS618-P	6" x 18" Polished Brass Sleeve for	Sidewalk Free Standing Connection
SS624-C	6" X 24" POL/CHROME SLEEVE FOR	SIDEWALK CONNECTIONS
SS624-P	6" X 24" POLISHED BRASS SLEEVE	FOR SIDEWALK CONNECTIONS
SST10	Nickel Plated Brass Safety Blow Gun	Tip for D204-30, 1/8" Male NPT
STFP2B	1/4" Brass F-NPTF Straight Through	Plug
STFP3B	3/8" Brass F-NPTF Straight Through	Plug
STFP4B	1/2" Brass F-NPTF Straight Through	Plug
STFP6B	3/4" Brass F-NPTF Straight Through	Plug
STFP8B	1" Brass F-NPTF Straight Through	Plug
STMP2B	1/4" Brass M-NPTF Straight Through	Male Plug
STMP3B	3/8" Brass M-NPTF Straight Through	Male Plug
STMP4B	1/2" Brass M-NPTF Straight Through	Male Plug
STMP6B	3/4" Brass M-NPTF Straight Through	Male Plug
STMP8B	1" Brass M-NPTF Straight Through	Male Plug
SV085	1/4" safety pop off preset 85 psi	112C
SV100	1/4" MNPT Brass Std Safety Pop-Off	Valve, 100psi, 64 SCFM
SV100HD	1/2" MNPT Brass Heavy Duty, 100psi	High Capacity Safety Pop-Off Valve
SV125	1/4" MNPT Brass, Std Safety Pop-Off	Valve, 125psi, 78 SCFM
SV125HD	1/2" MNPT Brass Heavy Duty, 125psi	High Capacity Safety Pop-Off Valve
SV150	1/4" MNPT Brass, Std Safety Pop-Off	Valve, 150psi, 92 SCFM
SV150HD	1/2" MNPT Brass Heavy Duty, 150psi	High Capacity Safety Pop-Off Valve
SV175	1/4" MNPT Brass Std Safety Pop-Off	Valve, 175psi, 106 SCFM
SV175HD	1/2" MNPT Brass Heavy Duty, 175psi	High Capacity Safety Pop-Off Valve
SV185	1/4" safety pop off preset 185 psi	112C
SV200	1/4" MNPT Brass, Std Safety Pop-Off	Valve, 200psi, 120 SCFM
SV200HD	1/2" MNPT Brass Heavy Duty, 200psi	High Capacity Safety Pop-Off Valve
S-V2F2-B	1/4" H-STYLE NIPPLE, 1/4" NPTF, BRA	101063-2
SV30	1/4" MNPT Brass Std Safety Pop-Off	Valve, 30psi, 24 SCFM
SV30HD	1/2" MNPT Brass Heavy Duty, 30psi	High Capacity Safety Pop-Off Valve
S-V3M3-B	3/8" V-Series Nipple, Brass, Silico	101089-3
SWCV100	1" Brass Swing Check Valve	Horizontal, FNPT
SWCV125	1-1/4" Brass Swing Check Valve	Horizontal, FNPT
SWCV150	1-1/2" Brass Swing Check Valve	Horizontal, FNPT

SWCV200	2" Brass Swing Check Valve	Horizontal, FNPT
SWCV300	3" Brass Swing Check Valve	Horizontal, FNPT
SWCV400	4" Brass Swing Check Valve	Horizontal, FNPT, 521T11
SWCV50	1/2" Brass Swing Check Valve	Horizontal, FNPT
SWCV75	3/4" Brass Swing Check Valve	Horizontal, FNPT
SWDS	Bronze Water-Steam Washdown Station	
T90CTCSB6025	TOP 6" FNPT X (3) 2-1/2" FNPT	CONCEALED CLAPPERED FDC BODY
TCS4025F	4" FNPT X (3) 2-1/2" FNH TRIPLE	CLAPPER SIAMESE AUTO SPKR CAST BR
TCS4025F-NB	4" NPT X (3) 2-1/2" FNST TRIPLE	CLAPPER SIAMESE - NO BRAND
TCS4025F-SP	4" NPT X (3) 2-1/2" FNST TRIPLE	CLAPPER SIAMESE - STANDPIPE
TCS6025F	6" FNPT X (3) 2-1/2" FNH TRIPLE	CLAPPER SIAMESE AUTO SPKR CAST BR
TCS6025F-C	6" FNPT X (3) 2-1/2" FNH TRIPLE	CLAPPER SIAMESE AUTO SPKR POL CHR BR
TCS6025F-NB	6" FNPT X (3) 2-1/2" FNH TRIPLE	CLAPPER SIAMESE CAST BR, NO BRAND
TCS6025F-P	6" FNPT X (3) 2-1/2" FNH TRIPLE	CLAPPER SIAMESE AUTO SPKR POL BR
TCS6025F-SP	6" FNPT X (3) 2.5" FNST TRIPLE	CLAPPER SIAMESE "STANDPIPE"
TCS6025NYFD-SP	6" FNPT X (3) 2.5" FNYFD TRIPLE	CLAPPER SIAMESE "STANDPIPE"
TFV1L	1/8" MNPT Brass Tank Filler	Length 1.24", Std Valve Stem Thread
TFV2HB	1/4" Barb Brass Tank Filler	Length 1.57", Std Valve Stem Thd
TN100X2B	1" NPT Brass Long Pipe Nipple	Length 2"
TN100X3B	1" NPT Brass Long Pipe Nipple	Length 3"
TN100X4B	1" NPT Brass Long Pipe Nipple	Length 4"
TN150X2B	1-1/2" NPT Brass Long Pipe Nipple	Length 2"
TN150X3B	1-1/2" NPT Brass Long Pipe Nipple	Length 3"
TN200X3B	2" NPT Brass Long Pipe Nipple	Length 3"
TN200X4B	2" NPT Brass Long Pipe Nipple	Length 4"
TN200X6B	2" NPT Brass Long Pipe Nipple	Length 6"
TPP140	1/2" Male Inlet Thermal Relief	Valve, 200psi up to 140°F
TUN2F	1/4" 125# Brass Fem NPT Union	
TUN3F	3/8" 125# Brass Fem NPT Union	
TUN4F	1/2" 125# Brass Fem NPT Union	
TUN5F	3/4" 125# Brass FNPT Union	
TUN6F	1" 125# Brass FNPT Union	
TUN7F	1-1/4" 125# Brass FNPT Union	
TUN8F	1-1/2" 125# Brass FNPT Union	
TUN9F	2" 125# Brass FNPT Union	
U008	1/2" x 1/2" Tube, Forged Brass	Straight Cplg, Sharkbite Push-Fit
U016	3/4" x 3/4" Tube, Forged Brass	Straight Cplg, Sharkbite Push-Fit
U020	1" x 1" Tube, Forged Brass	Straight Cplg, Sharkbite Push-Fit
U058	3/4" x 1/2" Tube, Forged Brass	Reducing Cplg, Sharkbite Push-Fit
U060	1" x 3/4" Tube, Forged Brass	Reducing Cplg, Sharkbite Push-Fit
U068	1/2" Tube x 3/4" FNPT, Forged Brass	Reducing Connect, Sharkbite Push-Fit
U072	1/2" Tube x 1/2" FNPT, Forged Brass	Strght Connect, Sharkbite Push-Fit
U088	3/4" Tube x 3/4" FNPT, Forged Brass	Strght Connect, Sharkbite Push-Fit
U094	1" Tube x 1" FNPT, Forged Brass	Strght Connect, Sharkbite Push-Fit
U116	1/2" Tube x 3/4" MNPT, Forged Brass	Reducing Connect, Sharkbite Push-Fit
U120	1/2" Tube x 1/2" MNPT, Forged Brass	Strght Connect, Sharkbite Push-Fit
U134	3/4" Tube x 3/4" MNPT, Forged Brass	Strght Connect, Sharkbite Push-Fit
U140	1" Tube x 1" MNPT, Forged Brass	Strght Connect, Sharkbite Push-Fit
U248	1/2" x 1/2" Tube, Forged Brass	Sharkbite Push-Fit Elbow
U256	3/4" x 3/4" Tube, Forged Brass	Sharkbite Push-Fit Elbow
U260	1" x 1" Tube, Forged Brass	Sharkbite Push-Fit Elbow
U3008	1/2" Tube Forged Brass Slip Cplg	Sharkbite Push-Fit
U3016	3/4" Tube Forged Brass Slip Cplg	Sharkbite Push-Fit
U334	1/2" Tube x 1/2" FNPT, Forged Brass	Drop Ear Elbow, Sharkbite Push-Fit
U362	1/2" x 1/2" x 1/2" Tube Forged	Brass Tee, Sharkbite Push-Fit
U370	3/4" x 3/4" x 3/4" Tube Forged	Brass Tee, Sharkbite Push-Fit
U412	(2)3/4" x (1)1/2" Tube Size, Forged	Brass Reducing Tee, Sharkbite Ftg
U514	1/2" Tube Forged Brass End Stop	Sharkbite Push-Fit
U518	3/4" Tube Forged Brass End Stop	Sharkbite Push-Fit
U520	1" Tube Forged Brass End Stop	Sharkbite Push-Fit
U710	1/2" ABS Plastic Disconnect Clip	Sharkbite Push-Fit
U712	3/4" ABS Plastic Disconnect Clip	Sharkbite Push-Fit
U714	1" ABS Plastic Disconnect Clip	Sharkbite Push-Fit
UDC20	1/4" Body x 1/4" FNPT Brass	Universal Quick Connect
UDC2023	1/4" Body x 3/8" FNPT Brass	Universal Quick Connect
UDC2042	1/4" Body x 1/4" Brass Hose Barb	Universal Quick Connect
UDC2044	1/4" Body x 3/8" Brass Hose Barb	Universal Quick Connect
UDC21	1/4" Body x 1/4" MNPT Brass	Universal Quick Connect
UDC2103	1/4" Body x 3/8" MNPT Brass	Universal Quick Connect
UHG250F	2.5 HYDRANT GATE VALVE-UL APPROVED	
UPP250F	2-1/2" NH U/L PLAY PIPE WITH TIP	
UPP250F-SPEC	UNDERWRITER'S PLAYPIPE	*** NO TIP ***
UPP250FX	2 1/2" NH U/L PLAY PIPE WITH TIP	
UPP250S	2-1/2" NPSH U/L BRASS PLAYPIPE	WITH TIP
UPPT	Cast Brass Tip for U/L Play Pipe,	1-1/8" Orifice
UPPT125	Cast Brass Tip for U/L Play Pipe,	1-1/4" Orifice
UPPT150	Cast Brass Tip for U/L Play Pipe,	1-1/2" Orifice
UPPT175	Cast Brass Tip for U/L Play Pipe,	1-3/4" Orifice
V10BF10-B	1 1/4" H-STYLE NIP, 1 1/4" BSPP, BR	100266-10
V10BF10-B-E	1 1/4" H-Nip, 1 1/4" BSPP, BRASS,	300059-10
V10BM10-B-E	1-1/4" H-STYLE NIP, 1-1/4" BSPT, UV	300060-10
V10F10-B	1 1/4" H-STYLE NIP, 1 1/4" NPTF, BR	*PERFECTING*SPECIAL ORDER*
V10F10-B-E	1 1/4" H-NIP, 1 1/4" NPTF, BRASS,	300013-10
V10M10-B	1 1/4" H-STYLE NIP, 1 1/4" M-NPTF,	100265-10
V12BF12-B	1 1/2" H-STYLE NIP, 1 1/2" BSPP, BR	100266-12
V12BF12-B-E	1 1/2" H-COUP, 1 1/2" BSPP, BRASS,	300059-12
V12F12-B	1 1/2" H-STYLE NIP, 1 1/2" NPTF, BR	100041-12
V12F12-B-E	1 1/2" H-NIP, 1 1/2" NPTF, BRASS,	300013-12
V12M12-B	1 1/2" H-STYLE NIP, 1 1/2" M-NPTF,	100265-12
V12M12-B-E	1 1/2" H-COUPLER, 1 1/2" M-NPTF, BR	300058-12
V16BF16-B	2" H-STYLE NIPPLE, 2" BSPP, BRASS	100266-16
V16BF16-B-E	2" H-STYLE NIPP, 2" BSPP, BRASS, UV	300059-16
V16F16-B	2" H-STYLE NIPPLE, 2" NPTF, BRASS	100041-16
V16F16-B-C1	2" H-STYLE NIPPLE, 2" NPTF, BRASS	100806-16
V16F16-B-E	2" H-STYLE NIP, 2" NPTF, BRASS, U	300013-16
V16M16-B	2" H-STYLE NIPPLE, 2" M-NPTF, BRASS	100265-16
V16M16-B-E	2" H-STYLE NIPPLE, 2" M-NPTF, BRASS	300058-16

V2BF2-B	1/4" H-STYLE NIPPLE, 1/4" BSPP, BRA	100266-2
V2BF2-B-E	1/4" H-COUPLER, 1/4" BSPP, BRASS, U	300059-2
V2F2-B	1/4" H-STYLE NIPPLE, 1/4" NPTF, BRA	100041-2
V2F2-B-E	1/4" H-NIPPLE, 1/4" NPTF, BRASS, U	300013-2
V2M1-B-E	1/4" H-STYLE COUPLER, 1/8" M-NPTF	300058-2-1
V2M2-B	1/4" H-STYLE NIPP, 1/4" M-NPTF, BRA	100265-2
V2M2-B-E	1/4" H-NIPP, 1/4" M-NPTF, BRASS, U	300058-2
V3BF3-B	3/8" H-STYLE NIPPLE, 3/8" BSPP, BRA	100266-3
V3BF3-B-E	3/8" H-COUPLER, 3/8" BSPP, BRASS, U	300059-3
V3F3-B	3/8" H-STYLE NIPPLE, 3/8" NPTF, BRA	100041-3
V3F3-B-C1	3/8" H-STYLE NIPPLE, 3/8" NPTF, BRA	100806-3
V3F3-B-E	3/8" H-NIPPLE, 3/8" NPTF, BRASS, U	300013-3
V3M3-B	3/8" H-STYLE NIPP, 2/8" M-NPTF, BRA	100265-3
V3M3-B-E	3/8" H-NIP, 3/8" M-NPTF, BRASS, U	300058-3
V4BF4-B	1/2" H-STYLE NIPPLE, 1/2" BSPP, BRA	100266-4
V4BF4-B-E	1/2" H-COUPLER, 1/2" BSPP, BRASS, U	300059-4
V4F4-B	1/2" H-STYLE NIPPLE, 1/2" NPTF, BRA	100041-4
V4F4-B-E	1/2" H-NIPPLE, 1/2" NPTF, BRASS, U	300013-4
V4F4-B-E-C1	1/2" H-COUPLER, 1/2" NPTF, BRASS, U	300912-4
V4M4-B	1/2" H-STYLE NIPP, 1/2" M-NPTF, BRA	100265-4
V4M4-B-E	1/2" H-NIP, 1/2" M-NPTF, BRASS, U	300058-4
V6BF6-B	3/4" H-STYLE NIPPLE, 3/4" BSPP, BRA	100266-6
V6BF6-B-E	3/4" H-COUPLER, 3/4" BSPP, BRASS, U	300059-6
V6F6-B	3/4" H-STYLE NIPPLE, 3/4" NPTF, BRA	100041-6
V6F6-B-C1	3/4" H-STYLE NIPPLE, 3/4" NPTF, BRA	100806-6
V6F6-B-E	3/4" H-NIPPLE, 3/4" NPTF, BRASS, U	300013-6
V6F6-B-E-C1	3/4" H-STYLE NIPPLE, OXYCLEAN, UNVA	300912-6
V6F6-B-SSV	3/4" H-STYLE NIPP, 3/4" NPTF, BRASS	101161-6
V6M6-B	3/4" H-STYLE NIPP, 3/4" M-NPTF, BRA	100265-6
V6M6-B-E	3/4" H-NIP, 3/4" M-NPTF, BRASS, U	300058-6
V8BF8-B	1" H-STYLE NIPPLE, 1" BSPP, BRASS	100266-8
V8BF8-B-E	1" H-STYLE COUP, 1" BSPP, BRASS, UV	300059-8
V8F8-B	1" H-STYLE NIPPLE, 1" NPTF, BRASS	100041-8
V8F8-B-E	1" H-STYLE NIP, 1" NPTF, BRASS, UV	300013-8
V8M8-B	1" H-STYLE NIPPLE, 1" M-NPTF, BRASS	100265-8
V8M8-B-E	1" H-NIPPLE, 1" M-NPTF, BRASS, UV	300058-8
VML1250	2-1/2" MNPT x 2-1/2" Brass Male x	Grooved Adapter w/ Internal Lugs
VML1400	4" MNPT X 4" GROOVED INTERNAL	LUG ADPT BR
VR4086	Vapor Collar Asm 4" Bronze	4" Adapter x 4" FNPT, Petroleum
W10BF10-B	1 1/4" WING NIPPL, 1 1/4" BSPP, BRA	100484-10
W10DC-B	Obsolete Use W10DC	270006-10
W10F10-B	1 1/4" WING NIPPL, 1 1/4" NPTF, BRA	101115-10
W10F10-B-BMF	1 1/4" WING NIP, 1 1/4" WITH FLANGE	100722-10
W12BF12-B	1 1/2" WING NIPPL, 1 1/2" BSPP, BRA	100484-12
W12DC-B	OBSOLETE USE W12DC	270006-12
W12F12-B	1 1/2" WING NIPPL, 1 1/2" NPTF, BRA	101115-12
W12F12-B-BMF	1-1/2" WING NIP WITH FLANGE	100722-12
W6BF4-B	3/4" WING NIPPLE, 1/2" BSPP, BRASS	100484-6-4
W6BF6-B	3/4" WING NIPPLE, 3/4" BSPP, BRASS	100484-6
W6DC-B	OBSOLETE USE W6DC	270006-6
W6F4-B	3/4" WING NIPPLE, 1/2" NPTF, BRASS	100064-6-4
W6F4-B-BMF	3/4" WING NIP, 1/2" WITH FLANGE	100722-6-4
W6F6-B	3/4" WING NIPPLE, 3/4" NPTF, BRASS	101115-6
W6F6-B-BMF	3/4" WING NIP, 3/4" WITH FLANGE	100722-6
W8BF8-B	1" WING NIPPLE, 1" BSPP, BRASS	100484-8
W8DC-B	OBSOLETE USE W8DC	270006-8
W8F8-B	1" WING NIPPLE, 1" NPTF, BRASS	101115-8
W8F8-B-BMF	1" WING NIP, 1" WITH FLANGE	100722-8
WDGV150F	1-1/2" FNPT X 1-1/2" MNST Gate	Valve w/ Cap & Chain, Cast Brass
WDGV2503.09X8	2-1/2" FNPT X 2-1/2" (3.09X8) M WDG	DISC GATE VLV -NO CAP- SPECIAL THRD
WDGV2503.12X6	2-1/2" FNPT X 2-1/2" (3.12X6) M WDG	DISC GATE VLV - NO CAP - SPEC THRD
WDGV2503.25X6	2-1/2" FNPT X 2-1/2" M (3.25X6) WDG	DISC GATE VLV - NO CAP - SPEC THRD
WDGV2503.31X8	2-1/2" FNPT X 2-1/2 (3.31X8) M WDG	DISC GATE VLV- NO CAP -SPECIAL THRD
WDGV2503.34X6	2-1/2" FNPT X 2-1/2" (3.34X6) M WDG	DISC GATE VLV - NO CAP - SPEC THRD
WDGV250CLR	2-1/2" GATE VALVE WITH CLAIRTON, PA	THREADS, BRASS
WDGV250F	2 1/2 FNPT X 2 1/2 MNST GATE VALVE	WITH CAP AND CHAIN CAST BRASS
WDGV250F-D	2-1/2 FNPT X 2-1/2 MNST GATE VALVE	W/CAP AND CHAIN, **DOMESTIC**
WDGV250F-D-LB	2-1/2" FNPT X 2-1/2" MNST DOMESTIC	GATE VALVE, LOOSE BONNET, NO CAP
WDGV250F-D-NC	2-1/2" FNPT X 2-1/2" MNST GATE VLV	**NO CAP/CHAIN**, **DOMESTIC**
WDGV250F-NC	2 1/2 FNPT X 2 1/2 MNST GATE VALVE	NO CAP AND CHAIN
WDGV250-H	WHEEL FOR WDGV250F	
WDGV250NYC	2.5" FNPT X 2.5" MNYC UL GATE	VALVE BRASS - **NO CAP**
WDGV250NYFD	2.5" FNPT X 2.5" MNYFD UL GATE	VALVE BRASS
WDGV251F	2-1/2" FNPT X 2-1/2" MNH NON-RISING	STEM WEDGE DISC GATE VALVE w cap
WDGV251F-IT	2-1/2" FNPT X 2-1/2" MNST NON-RISNG	STEM WEDGE DISC GATE VALVE - ITALY
WDGV251NYC	2-1/2" FNPT X 2-1/2" MNYC UL GATE	VALVE BRASS WITH CAP
WDGV251NYFD	2-1/2" FNPT X 2-1/2" MNYFD UL GATE	VALVE BRASS WITH CAP
WDGV251NYFD-NC	2-1/2" FNPT X 2-1/2" MNYFD UL GATE	VALVE BRASS WITHOUT CAP
WDGV3025F	3" FNPT X 2-1/2" MNH NON-RISING	STEM WEDGE DISC GATE VALVE w cap
WDN150	BRASS WASHDOWN NOZZLE 1 1/2 NPSH	
WDN150NST	BRASS WASHDOWN NOZZLE 1 1/2 NST	
WDS1	Bronze Hot & Cold Water Mixing	Station
WG100	2 1/2" FNPSH X (2) 1 1/2" MNPSH RL	SIAMESE BRASS VALVE
WHYD3025F	3" FNPT X 2-1/2" MNH WHARF HYDRANT	CAST BRASS
WHYD4025F	4" FNPT X 2-1/2" MNH WHARF HYDRANT	CAST BRASS
WHYD4025F-C	4" FNPT X 2-1/2" MNST WHARF	HYDRANT, POL/CHR - SPECIAL ORDER
WHYD4045F	4" FNPT X 4-1/2" MNH WHARF HYDRANT	CAST BRASS
WP2HAS-C	2 HOLE WALL PLATE, 3-3/8" DIAM,	7-5/8" CENTERS, AUTOSPRNKL, POL/CHR
WP2HAS-P	2 HOLE WALL PLATE, 3-3/8" DIAM,	7-5/8" CENTERS, AUTOSPRNKL, POL BR
WP2H-ASSP-C	2 HOLE WALL PLATE, 3-3/8" DIAM,	7-5/8" CENTERS, AS/SP COMBO, POL/CH
WP2H-ASSP-P	2 HOLE WALL PLATE, 3-3/8" DIAM,	7-5/8" CENTERS, AS/SP COMBO, POL BR
WP2H-HY-C	2 HOLE WALL PLATE FOR CONCEALED	WALL HYDRANT - POL CHR BRASS
WP2H-HY-P	2 HOLE 3-3/8" TWO-WAY WALL PLATE	WALL HYDRANT 7-5/8" CTR POL BRASS
WP2H-PT-C	2 HOLE WALL PLATE, 3-1/2" DIA HOLES	7" CENTER, PUMP TEST, POL/CHR
WP2H-PT-P	2 HOLE HORIZ WALL PLT, 3-3/8" DIAM,	7-5/8" CTRS, PUMP TEST, POL/BR
WP2HSP-C	2 HOLE WALL PLATE, 3-3/8" DIAM,	7-5/8" CENTERS, STANDPIPE, POL/CHR
WP2HSP-P	2 HOLE WALL PLATE, 3-3/8" DIAM,	7-5/8" CENTERS, STANDPIPE, POL BR

WP3HAS	3 HOLE WALL PLATE FOR CONCEALED	FDC AUTO SPKR - CAST BRASS
WP3HAS-C	3 HOLE WALL PLATE FOR CONCEALED	FDC AUTO SPKR - POL CHR BRASS
WP3HAS-P	3 HOLE WALL PLATE FOR CONCEALED	FDC AUTO SPKR - POL BRASS
WP3HH-ASSP-C	3 HOLE HORIZ WALL PLT, AS & SP	4-1/4" DIAM, 7" CTR, POL/CHR BRASS
WP3HH-PT-C	3 HOLE HORIZ WALL PLT, PUMP TEST	3.625" DIAM, 6.5" CTR, POL/CHR
WP3HH-PT-P	3 HOLE HORIZ WALL PLATE PUMP TEST	4-1/2" DIAM, POLISH BRASS
WP3HS	3 HOLE WALL PLATE FOR CONCEALED	FDC STANDPIPE - CAST BRASS
WP3HS-C	3 HOLE WALL PLATE FOR CONCEALED	FDC STANDPIPE - POL CHR BRASS
WP3HS-P	3 HOLE WALL PLATE FOR CONCEALED	FDC STANDPIPE - POL BRASS
WP3HSP-C	3 HOLE HORIZ WALL PLT, Standpipe	3.625" DIAM, 6.5" CTR, POL/CHR
WP3HSP-P	3 HOLE HORIZ WALL PLT, Standpipe	3.625" DIAM, 6.5" CTR, POL Brass
WP3HV-ASSP-P	3 HOLE 4-1/4" 3-WAY WALL PLATE	AUTO SPRK/STANDPIPE, POL BR
WP3HV-PT-P	3 HOLE VERT WALL PLT "PUMP TEST"	3 5/8" DIAM 7" CTR POLISHED BRASS
WP4HH-PT-C	4 HOLE HORIZ WALL PLATE PUMP TEST	POL CHR BRASS